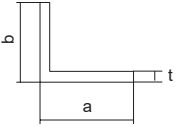
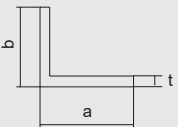
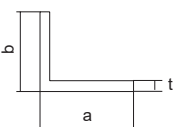

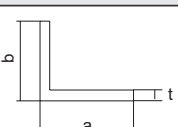
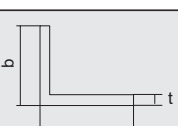
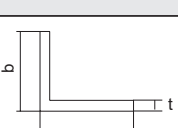
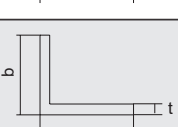
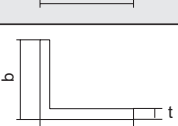
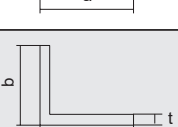




GEOMETRIC SECTIONS

ANGLES	389
Angles (Thickness = 1.6mm)	389
Angles (Thickness = 3.0mm)	390
FLAT BARS	393
CHANNELS	396
SQUARE TUBES	399
RECTANGLE TUBES	402
ROUND TUBES	404
TEE SECTIONS	406

ANGLES

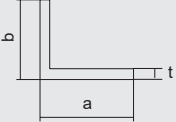
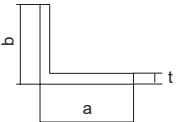
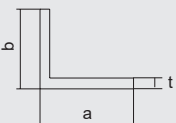
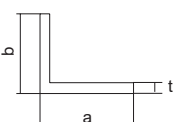

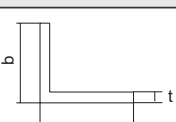
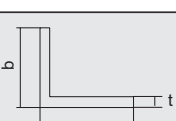
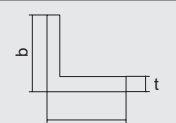
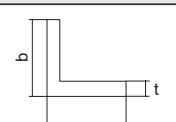
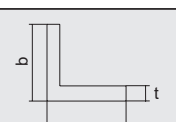
	Code	Size (A*B*T)	AP	Mass
<i>THICKNESS = 1.6 mm</i>				
	AN1212	12 x 12 x 1.6mm	48	0.097
	AN1225	12 x 25 x 1.6mm	74	0.154
	AN1240	12 x 40 x 1.6mm	104	0.219
	AN2012	20 x 12 x 1.6mm	64	0.132
	AN2020	20 x 20 x 1.6mm	100	0.165
	AN2025	20 x 25 x 1.6mm	100	0.187
	AN2032	20 x 32 x 1.6mm	104	0.219
	AN2040	20 x 40 x 1.6mm	120	0.252
	AN2050	20 x 50 x 1.6mm	140	0.294
	AN2525	25 x 25 x 1.6mm	100	0.209



Key hardware.

Please note: - All lengths are Metres
 - All lengths are 6.5m unless otherwise specified.

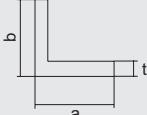
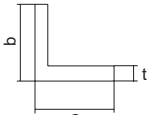
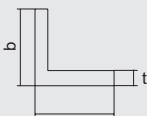
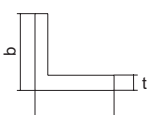
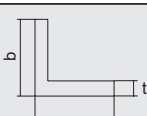
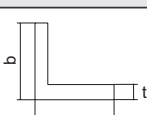
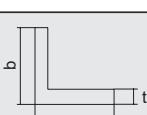
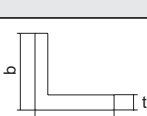
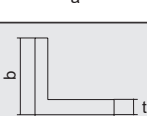
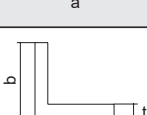
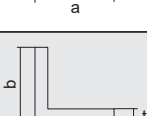
ANGLES

	Code	Size (A*B*T)	AP	Mass
	AN2532	25 x 32 x 1.6mm	114	0.234
	AN2540	25 x 40 x 1.6mm	130	0.275
	AN2550	25 x 50 x 1.6mm	150	0.317
	AN2570	25 x 70 x 1.6mm	190	0.405
	AN4040	40 x 40 x 1.6mm	160	0.338
	AN4070	40 x 70 x 1.6mm	220	0.44
	AN5050	50 x 50 x 1.6mm	200	0.425
THICKNESS = 3. mm +				
	HAN2020	20 x 20 x 3.0mm	100	0.3
	HAN2025	20 x 25 x 3.0mm	100	0.341
	HAN2032*	20 x 32 x 3.0mm	104	0.397

 Key hardware.

Please note: - All lengths are Metres
- All lengths are 6.5m unless otherwise specified.

ANGLES

	Code	Size (A*B*T)	AP	Mass
	HAN2040	20 x 40 x 3.0mm	120	0.462
	HAN2080	20 x 80 x 3.0mm	200	0.786
	HAN2525	25x 25 x 3.0mm	100	0.382
	HAN2540	25 x 40 x 3.0mm	130	0.504
	HAN2550	25 x 50 x 3.0mm	150	0.585
	HAN2570	25 x 70 x 3.0mm	190	0.76
	HAN3232	32 x 32 x 3.0mm	128	128
	HAN4006	40 x 40 x 6.0mm	160	1.199
	HAN4040	40 x 40 x 3.0mm	160	160
	HAN5050	50 x 50 x 3.0mm	200	1.21
	HAN50100*	50.8 x 101.6 x 3.0mm	305	1.21



Key hardware.

Please note: - All lengths are Metres
- All lengths are 6.5m unless otherwise specified.

FLAT BARS












	Code	Size (A*B*T)	AP	Mass
	FB1225	12 x 2.5mm	100	0.081
	FB1230	12 x 3.0mm	100	0.097
	FB1260	12 x 6.0mm	100	0.194
	FB1625	16 x 2.5mm	100	0.108
	FB2030	20 x 3.0mm	100	0.162
	FB2060	20 x 6.0mm	100	0.324
	FB20100	20 x 10.0mm	100	0.54
	FB2516	25 x 1.6mm	100	0.109
	FB2530	25 x 3.0mm	100	0.203
	FB2560	25 x 6.0mm	100	0.406
	FB3230	32 x 3.0mm	100	0.26










Key hardware.

Please note: - All lengths are Metres
 - All lengths are 6.5m unless otherwise specified.

FLAT BARS

	Code	Size (A*B*T)	AP	Mass
	FB4016	40 x 1.6mm	100	0.174
	FB4030	40 x 3.0mm	86	0.325
	FB4060	40 x 6.0mm	92	0.65
	FB40100	40 x 10.0mm	100	1.08
	FB5030	50 x 3.0mm	106	0.406
	FB5060	50 x 6.0mm	112	0.812
	FB5080	50 x 8.0mm	116	1.08
	FB50100	50 x 10.0mm	120	0.35
	FB6030	60 x 3.0mm	126	0.491
	FB8016	80 x 1.6mm	163	0.346
	FB8030	80 x 3.0mm	166	0.648

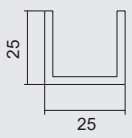
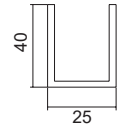
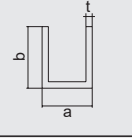
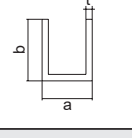
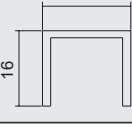
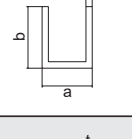
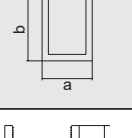
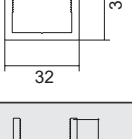
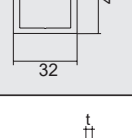
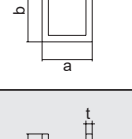

FLAT BARS

	Code	Size (A*B*T)	AP	Mass
	FB80100	80 x 10.0mm	180	2.16
	FB10016	100 x 1.6mm	203	0.433
	FB10030	100 x 3.0mm	206	0.812
	FB10060	100 x 6.0mm	212	1.626
	FB100100	100 x 10.0mm	220	2.7
	FB15016	150 x 1.6mm	303	0.648
	FB15018	150 x 1.8mm	304	0.729

 Key hardware.

Please note: - All lengths are Metres
 - All lengths are 6.5m unless otherwise specified.

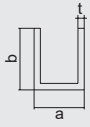
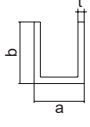
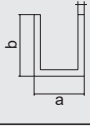
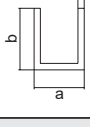
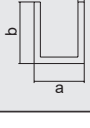
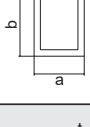
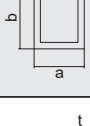
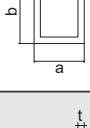
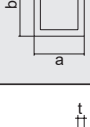
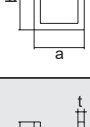

CHANNELS

	Code	Size (A*B*T)	AP	Mass
	CH3218	Glazing Channel 25 x 25 x 3mm	143	0.543
	CH3220	Glazing Channel 25 x 40 x 3mm	204	0.802
	DT3223	24 x 24 x 1.2mm	142	0.227
	DT3192	25 x 19 x 1.2mm	124	0.197
	DT3355	Jamb Flyscreen Channel & Top Track 16mm x 16mm x 1.6mm	100	0.186
	GAZ003	22.4 x 25.4 x 1.3mm Channel	145	0.213
	GAZ004	25.4 x 25.4 x 1.3mm Channel	150	0.221
	CH3232	Glazing Channel 32 x 32 x 3mm	211	0.802
	CH3245	Glazing Channel 32 x 45 x 3mm	263	1.026
	CH1010T16	10 x 10 x 1.6mm	100	0.117
	CH1212T10	12 x 12 x 1.0mm	100	0.092

 Key hardware.

Please note: - All lengths are Metres
- All lengths are 6.5m unless otherwise specified.

CHANNELS

	Code	Size (A*B*T)	AP	Mass
	CH1212T16	12 x 12 x 1.6mm	100	0.14
	CH1616T16	16 x 16 x 1.6mm	100	0.195
	CH2016T16	20 x 16 x 1.6mm	101	0.211
	CH2020T16	20 x 20 x 1.6mm	117	0.246
	CH2020T30	20 x 20 x 3.0mm	114	0.437
	CH2525T16	25 x 25 x 1.6mm	147	0.311
	CH3225T30	32 x 25 x 3.0mm	158	0.616
	CH4025T30	40 x 25 x 3.0mm	174	0.68
	CH4040T30	40 x 40 x 3.0mm Length: 6	233	0.923
	CH5025T30	50 x 25 x 3.0mm	194	0.761
	CH8025T30	80 x 25 x 3.0mm	253	1.004



Key hardware.

Please note: - All lengths are Metres
- All lengths are 6.5m unless otherwise specified.

SQUARE TUBES

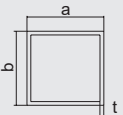
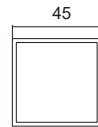
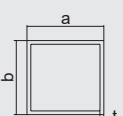
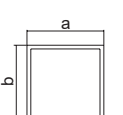
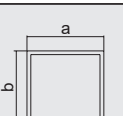
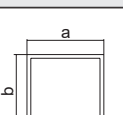
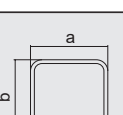
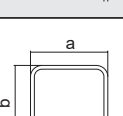
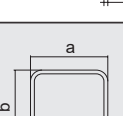
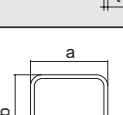
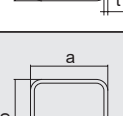
	Code	Size (A*B*T)	AP	Mass
	SQ1616T12	16 x 16 x 1.2mm	100	0.249
	SQ1616T16	16 x 16 x 1.6mm	100	0.249
	SQ1919T16	19 x 19 x 1.6mm	100	0.301
	SQ2020T15	20 x 20 x 1.5mm	100	0.318
	SQ2525T12	25 x 25 x 1.2mm	100	0.308
	SQ2525T16	25 x 25 x 1.6mm	100	0.404
	SQ2525T30	25 x 25 x 3.0mm	100	0.71
	SQ3232T20	32 x 32 x 2.0mm	128	0.648
	SQ3232T30	32 x 32 x 3.0mm	128	0.94
	SQ4040T16	40 x 40 x 1.6mm	160	0.664
	SQ4040T25	40 x 40 x 2.5mm	160	1.013



Key hardware.

Please note: - All lengths are Metres
- All lengths are 6.5m unless otherwise specified.

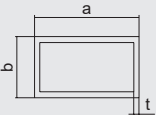
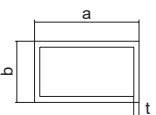
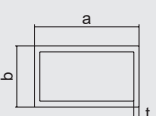
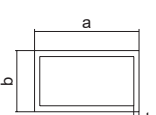
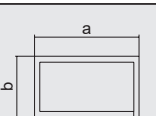
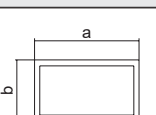
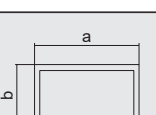
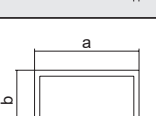
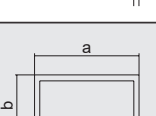
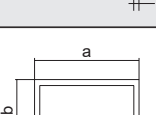

SQUARE TUBES

	Code	Size (A*B*T)	AP	Mass
	SQ4040T30	40 x 40 x 3.0mm	160	1.199
	SQ4545T16	Square Post 45 X 45 X 1.6mm	180	0.751
	SQ5050T15	50 x 50 x 1.6mm	200	0.786
	SQ5050T16	50 x 50 x 1.6mm	200	0.837
	SQ5050T25	50 x 50 x 2.5mm	200	1.283
	SQ5050T30	50 x 50 x 3.0mm	200	1.523
	SR1919T12	19 x 19 x 1.2mm	100	0.231
	SR2525T30	25 x 25 x 3.0mm	100	0.713
	SR381254	38.1 x 25.4 x 2.54mm	124	0.802
	SR4040T16	40 x 40 x 1.6mm	157	0.65
	SR5050T20	50 x 50 x 2.0mm	189	0.986

 Key hardware.

Please note: - All lengths are Metres
- All lengths are 6.5m unless otherwise specified.

RECTANGLE TUBES

	Code	Size (A*B*T)	AP	Mass
	SQ2540T25	40 x 25 x 2.5mm	130	0.81
	SQ2550T30	50 x 25 x 3.0mm	150	1.118
	SQ25100T25	25 x 100 x 2.5mm	250	1.62
	SQ4080T30	40 x 80 x 3.0mm	240	1.847
	SQ5080T30	50 x 80 x 3.0mm	260	2.009
	SQ10025T25	100 x 25 x 2.5mm	250	1.949
	SQ10050T16	100 x 50 x 1.6mm	300	1.269
	SQ10050T30	100 x 50 x 3.0mm	300	2.333
	SQ15050T30	150 x 50 x 3.0mm	400	3.143
	SQ20050T30	200 x 50 x 3.0mm	500	3.953
	SQ250100T40	250 x 100 x 4.0mm	700	7.469



Key hardware.

Please note: - All lengths are Metres
- All lengths are 6.5m unless otherwise specified.

ROUND TUBES

	Code	Size (A*B*T)	AP	Mass
	RD10R12	10 x 1.2mm	100	0.09
	RD12R16	12 x 1.6mm	100	0.141
	RD16R12	16 x 1.2mm	100	0.151
	RD16R16	16 x 1.6mm	100	0.195
	RD19R12	19 x 1.2mm	100	0.182
	RD19R16	19 x 1.6mm	100	0.238
	RD25R16	25 x 1.6mm	100	0.318
	RD25R30	25 x 3.0mm	100	0.565
	RD32R16	32 x 1.6mm	101	0.413
	RD32R30	32 x 3.0mm	101	0.737
	RD38R30	38 x 3.0mm	119	0.891



Key hardware.

Please note: - All lengths are Metres
- All lengths are 6.5m unless otherwise specified.

TEE SECTIONS

	Code	Size (A*B*T)	AP	Mass
	TS191916	19 x 19 x 1.6mm	100	0.157
	TS252516	25 x 25 x 1.6mm	100	0.209
	TS252530	25 x 25 x 3.0mm	100	0.382
	TS363612	36 x 36 x 1.2mm	144	0.23
	TS404016	40 x 40 x 1.6mm	160	0.339
	TS404030	40 x 40 x 3.0mm	160	0.626

NEW



Efficiency and Style Combined: The New CityView 50mm Awning Window

The CityView 50mm Hook Awning Window offers high-performance, security, functionality and style. Perfectly suited for a range of commercial applications including shopping centres, showrooms, commercial offices and architecturally designed apartments.

Compatible with Darley's other commercial framing systems, this specially designed hook hinge awning window system accepts a glass thickness of up to 30mm. This awning window system also comes with a variety of sash options including a hook hinge, stays and multi-point locks.

Easy to fabricate and install, this awning window comes with five head options to suit a range of different applications. It also features dual corner stakes to prevent the window frame from twisting and mitred corners, so no need for cropping.

Key Features:

- Features a dedicated hook head hinge design with universal stops
- Self-draining transom
- Range of heavy-duty mullion options for tall framing and high wind areas
- Comes with five different head options to suit a variety of applications
- Compatible with Darley's other commercial framing and residential window & door systems
- Accepts a glass thickness from 6mm to 30mm
- Features dual corner stakes to prevent the window from twisting



Scan the QR code to
learn more about the
new CityView
50mm Awning Window.

NEW

