

COMMERCIAL FRAMING

SINGLE GLAZED **224**

76mm x 35mm Centre Single Glazed	225
100mm x 50mm Centre Single Glazed	228
100mm x 50mm Front Single Glazed	233
150mm x 50mm Front Single Glazed	238
101.6mm x 45mm Centre Single Glazed.....	241
150mm x 45mm Single Glazed - Centre and/or Offset Pocket	249
Single Glazed Components	252

DOUBLE GLAZED **256**

101.6mm x 50mm Centre Double Glazed.....	257
101.6mm x 50mm Centre Double Glazed - 50mm Glazing	262
101.6mm x 44.4mm Centre Double Glazed.....	263
150mm x 50mm Centre Double Glazed.....	265
100mm x 50mm Front Double Glazed.....	269
150mm x 50mm Front Double Glazed	273
250mm x 60mm Front Double Glazed.....	274
Double Glazed Components	281

CAPPED FRONT GLAZED SUITES **286**

Capped Front Glazed Sections	287
103mm x 50mm Capped Front Glazed.....	289
150mm x 50mm Capped Front Glazed.....	290
Capped Front Glazed Sections	291

CLIMATEGUARD AWNING & CASEMENT WINDOW **294**

Recessed Awning & Casement Window System.....	295
Standard Awning & Casement Window Systemr.....	296
Awning & Casement Window Hardwar	297

CLIMATEGUARD SLIDING WINDOW SYSTEM	302
Sliding Window System.....	303
Sliding Window System.....	306
CLIMATEGUARD ARCHITECTURAL SLIDING DOOR SYS.	316
Architectural Sliding Door System.....	317
Architectural Sliding Door Hardware.....	322
CLIMATEGUARD 50MM COMMERCIAL DOOR	330
50mm Commercial Door.....	331
50mm Commercial Door Hardware.....	335
CLIMATEGUARD FIXED FRAME GLAZING SYSTEMS	352
100mm x 60mm Centre Double Glazed Framing Sys.....	353
100mm x 60mm Front Double Glazed Framing Sys.....	356
150mm x 60mm Centre Double Glazed Framing Sys.....	359
150mm x 60mm Front Double Glazed Framing Sys.....	361
Double Glazed Framing Hardware.....	364
45mm PARTITION SUITE	368
45mm Partition Sections.....	369
45mm Partition Suite Components.....	370
ACOUSTIC FRAMING	372
100mm Acoustic Framing.....	373
150mm Acoustic Framing.....	375
Acoustic Framing Hardware.....	377
GLAZING CHANNELS	380
Glazing Channels.....	381
FIXED LOUVRES	384
Fixed Louvres.....	385





SINGLE GLAZED



76mm x 35mm CSG



101.6mm x 45mm SG



150mm x 45mm SG



100mm x 50mm FSG



150mm x 50mm FSG



76MM X 35MM CENTRE SINGLE GLAZED



1620



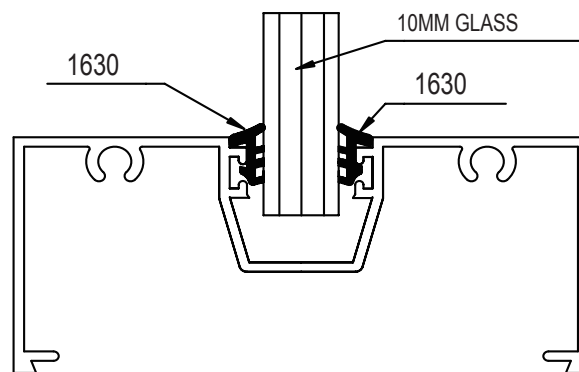
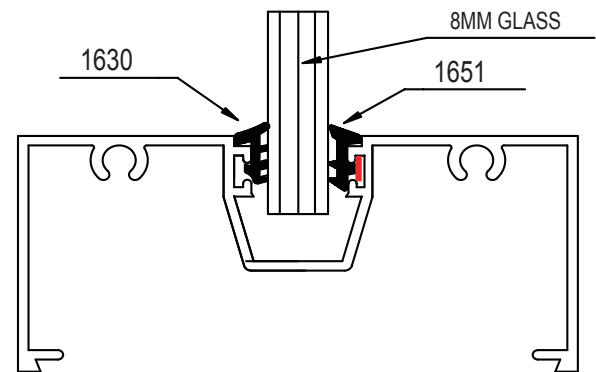
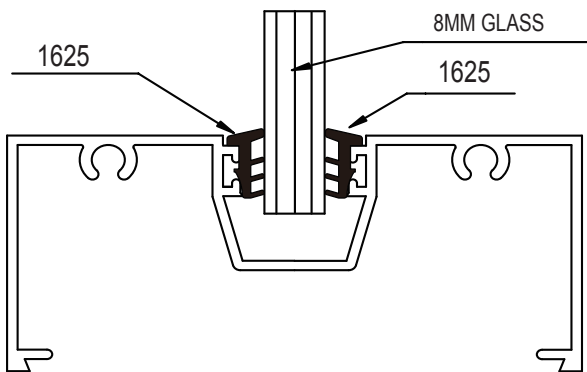
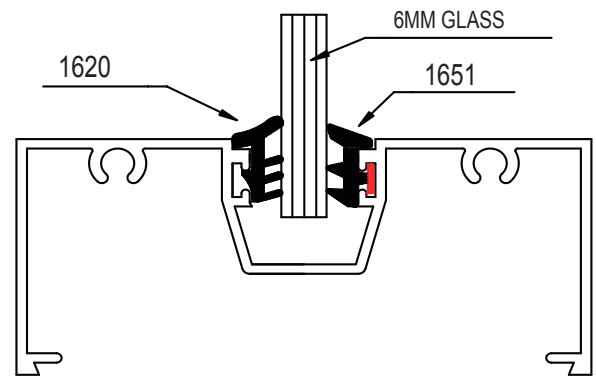
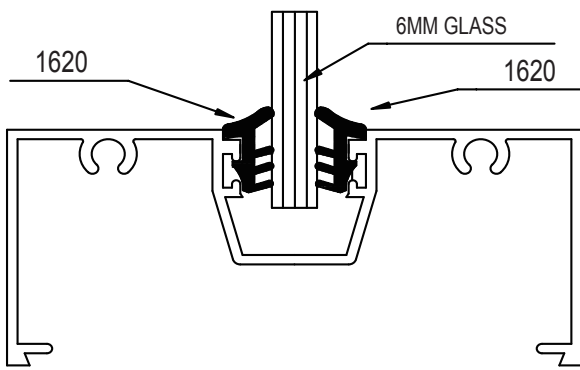
1625



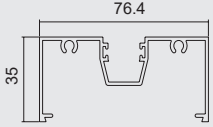
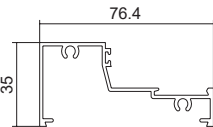
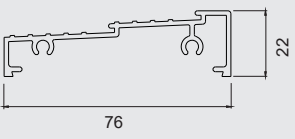
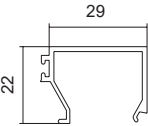
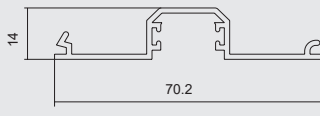

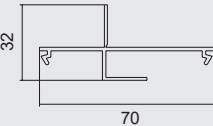
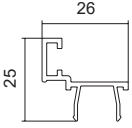

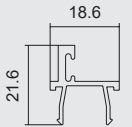

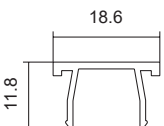
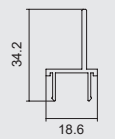
1630



1651 Captive



76MM X 35MM CENTER SINGLE GLAZED

	Code	Description
	TJ701	76mm Main Frame Fits With: TJ705/706/735/704
	TJ702	76mm Sill Section Fits With: TJ703/704/705/707/720
	TJ711	Threshold
	TJ703	76mm Sill Bead Fits With: TJ702
	TJ704	76mm Glazing Adaptor Fits With: TJ701/702/706/707/718/730/735
	TJ705	76mm Flush Adaptor Fits With: TJ701/702/711/718
	TJ751	Reveal Clip In Fits With: TJ701
	TJ706	45mm Door Stop Fits With: TJ701/704/718  1610;1611;1614
	TJ735	35mm Door Stop Fits With: TJ701/704/718  1720
	TJ707	Pocket Filler Fits With: TJ701/702/718
	TJ730	35mm Awning Stop Fits With: TJ701/704/718

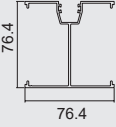

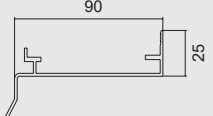
TO BE DISCONTINUED

Commercial Framing • Single Glazed

 Key hardware.

Please note: - All lengths are Metres
- All lengths are 6.5m unless otherwise specified.

76MM X 35MM CENTER SINGLE GLAZED

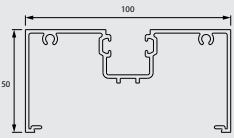
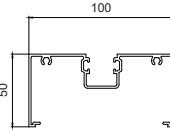
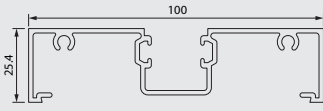
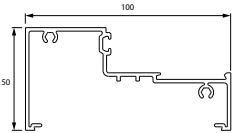
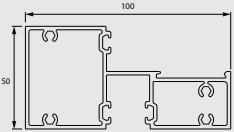
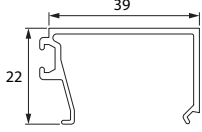
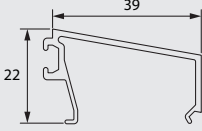
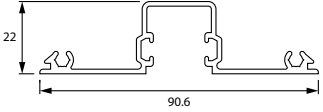
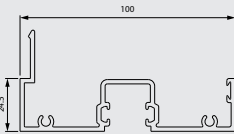
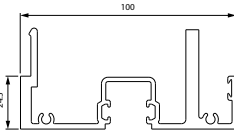
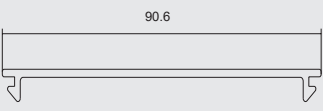
	Code	Description
	TJ718	Corner Post Fits With: TJ704/705/706/707/730/735
	TJ760	Sub Head Key 1601;1710
	TJ759	Stepped Sub Sill

Commercial Framing • Single Glazed

 Key hardware.
darleyaluminium.com.au.

Please note: - All lengths are Metres
- All lengths are 6.5m unless otherwise specified.


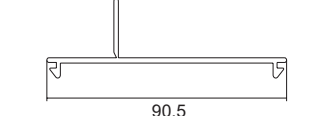
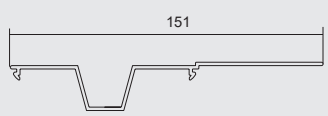
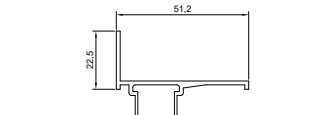
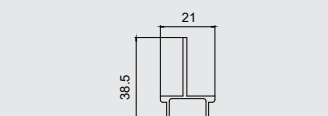
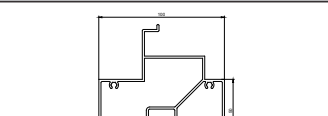
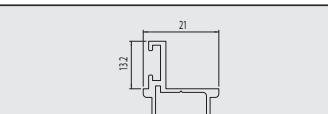

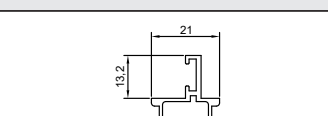

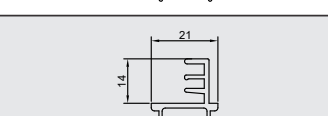
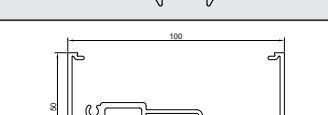
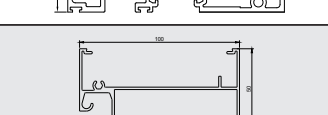
100MM X 50MM CENTRE SINGLE GLAZED

	Code	Description	
	CSG301	100mm Standard Mainframe Fits With: CSG304	NEW
	CSG390	100mm Light Duty Frame	NEW
	CSG360	100mm Centre Glazed Slim Frame	NEW
	CSG302	100mm Sill Frame Fits With: CSG303/CSG303B	NEW
	CSG362	CSG Transom/Sill Fits With: CSG303/CSG303B/CSG304	NEW
	CSG303	CSG Bead Fits With: CSG301/CSG362	NEW
	CSG303B	CSG Sloped Bead Fits With: CSG301/CSG362	NEW
	CSG304	Glazing Adaptor	NEW
	CSG320	Standard Duty Self Mating Mullion	NEW
	CSG333	Heavy Duty Self Mating Mullion	NEW
	TJ305	Flush Adaptor Fits With: CSG728	

 Key hardware.

Please note: - All lengths are Metres
- All lengths are 6.5m unless otherwise specified.

100MM X 50MM CENTRE SINGLE GLAZED

	Code	Description
	TJ385	Back To Back Adaptor
	TJ342	Reveal Clip-In
	TJ345	Fixing Adaptor Length: 5.4
	CSG720	35mm Awning Stop Fits With: CSG301
	CSG715	50mm Awning Stop Fits With: CSG301
	CSG727	35mm Awning Transom Fits With: CSG301
	CSG335	35mm Door Stop Fits With: CSG301  1720
	CSG306	40mm/45mm Door Stop Fits With: CSG301  1610, 1614, 1611
	CSG031	45mm Door Stop Fits With: CSG301
	CSG346	Water-rated Head (Inward & Outward) Fits With: CSG031
	CSG728	100mm Hook Awning Head/Transom/ Sill Fits With: TJ301/CSG301/CDG4301

NEW

NEW

NEW

NEW

NEW

NEW

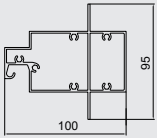
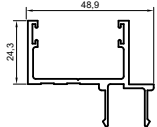

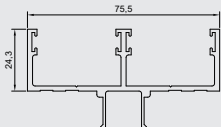

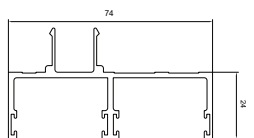
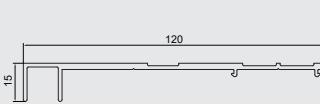
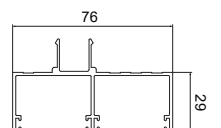
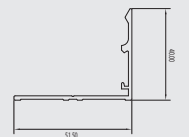
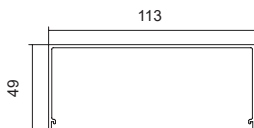

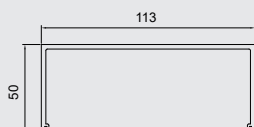

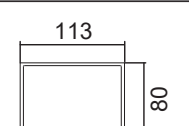

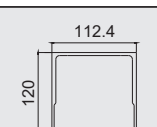

NEW

NEW

 Key hardware.

Please note: - All lengths are Metres
- All lengths are 6.5m unless otherwise specified.


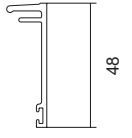
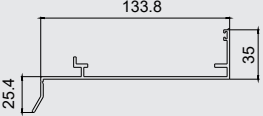
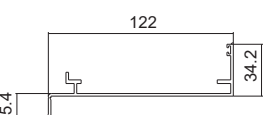
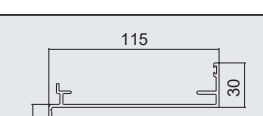
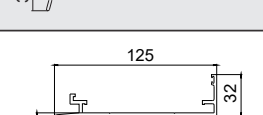
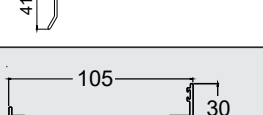
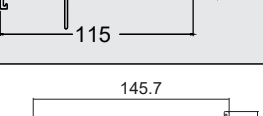
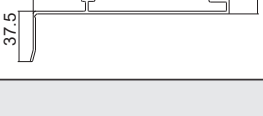
100MM X 50MM CENTRE SINGLE GLAZED

	Code	Description	
	CSG729	100mm Hook Awning Transom	NEW
	SW033	Single Receiver Channel Fits With: CSG301  1721	
	SW034	Double Receiver Channel Fits With: CSG301  1721	
	SWD034	Patio Door Receiver Fits With: CSG301	NEW
	LVC009	Louvre Jamb Gallery & Screen Adaptor	NEW
	DH118	Double Hung Snap In Adaptor Fits With: CSG301	NEW
	LCV007	Plant On Louvre Jamb Fits With: CSG301	
	TJ309	49mm Sub Head  1601;1710	
	TJ392	50mm Sub Head  1601;1711	NEW
	TJ692	80mm Sub Head  1601;1710	
	TJ520	120mm Sub Head  1601;1710	

 Key hardware.

Please note: - All lengths are Metres
- All lengths are 6.5m unless otherwise specified.

100MM X 50MM CENTRE SINGLE GLAZED

	Code	Description
	TJ431	Standard Two Part Subhead / Jamb Fits With: TJ6159 Key 1601
	TJ6159	2 Part Sub Head / Jamb Cover Fits With: TJ431 Key 1601
	TJ259	Sub Sill 23mm Set Back Slotted Key 1601;1930
	TJ359	Light Duty Sub Sill 12mm Set Back Slotted Key 1601;1930
	TJ368	Standard Sub Sill 6mm Set Back Slotted Key 1601;1930
	TJ379	Heavy Duty Sub Sill 12mm Set Back Slotted Length: 4.6;5.4 Key 1601;1930
	TJ370	Sub Sill with Reveal Key 1601;1925
	TJ432	Sub Sill 35mm Set Back Slotted Key 1601;1930
	TJ445	Sub Sill 76mm Set Back Key 1601

NEW

Commercial Framing • Single Glazed

 Key hardware.

Please note: - All lengths are Metres
- All lengths are 6.5m unless otherwise specified.

100MM X 50MM FRONT SINGLE GLAZED

100MM X 50MM CENTRE SINGLE GLAZED



1620



1615



1625



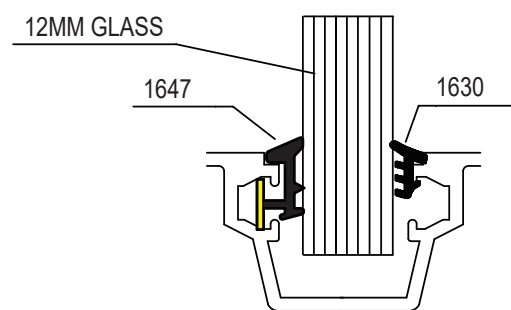
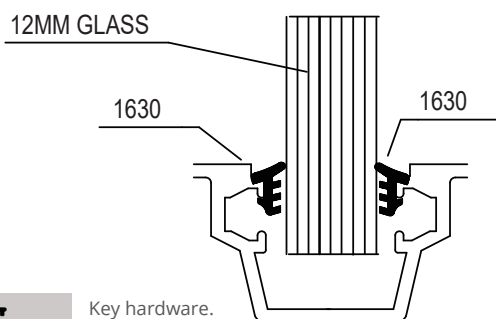
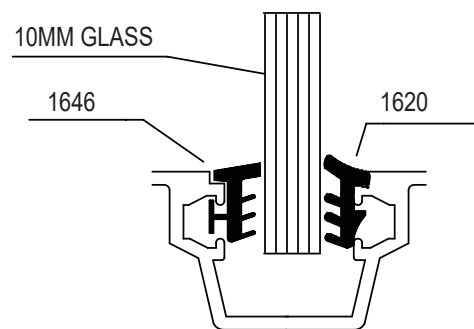
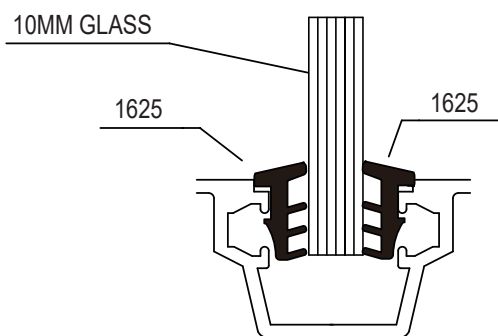
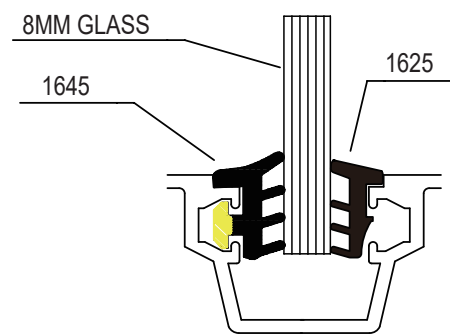
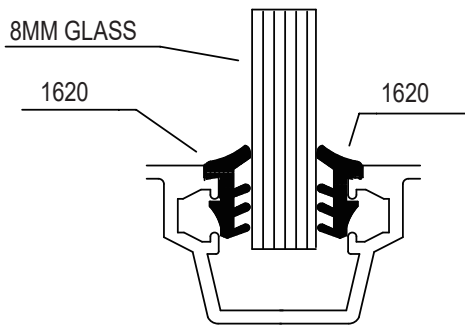
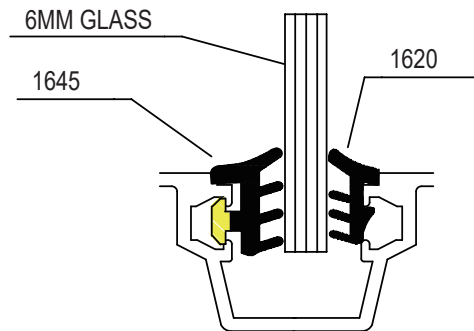
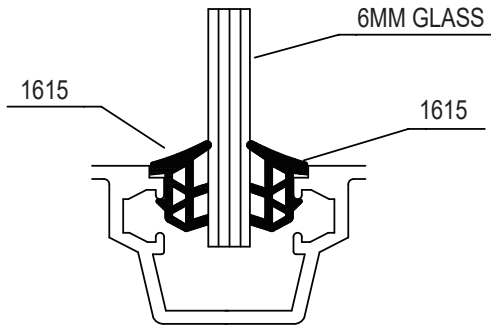
1645
Captive



1646
Captive

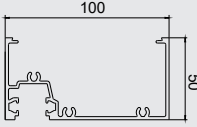
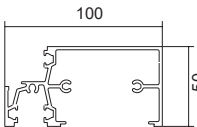
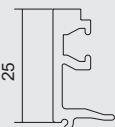
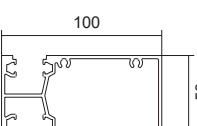
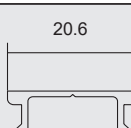
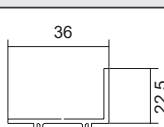
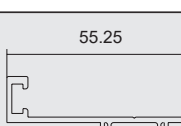

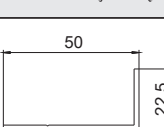
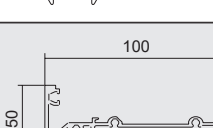
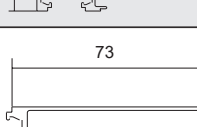
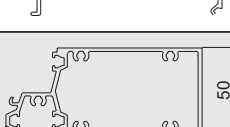


1647
Captive



Key hardware.

100MM X 50MM FRONT SINGLE GLAZED

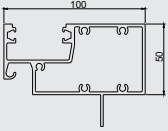
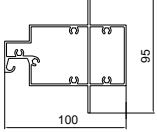
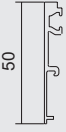
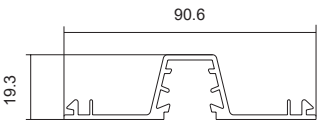
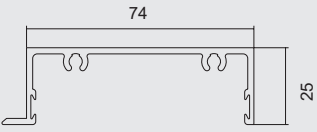
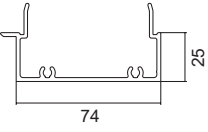
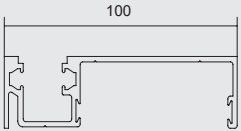
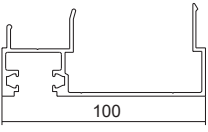
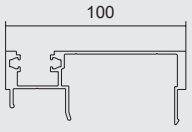
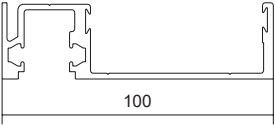
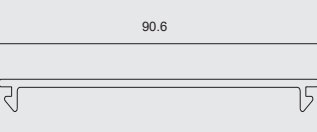
	Code	Description
	FGS401	100mm Front Single Glazed Main Frame Fits With: TJ304/305/342/385
	FGS402	Transom Sill Fits With: FGS403/417
	FGS403	External Bead Fits With: FGS402/602/DGF6579/6580
	FGS404	Mullion / Awning Transom Fits With: FGS417
	FGS406	Pocket Filler Fits With: All FGS
	FGS416	35 Awning Stop Fits With: FGS401/404/601/604/631
	FGS407	45mm Door Stop Fits With: FGS401/404/601/604/631  1610;1611;1614
	FGS419	150mm FGS Clip-In Awning Sash Stop Fits With: FGS401/404/601/604/631
	FGS409	Internal Transom Sill Fits With: FGS410/417
	FGS410	Internal Glazing Bead Fits With: FGS409
	FGS411	Transom Sill Fits With: FGS412



Key hardware.

Please note: - All lengths are Metres
- All lengths are 6.5m unless otherwise specified.

100MM X 50MM FRONT SINGLE GLAZED

	Code	Description
	DGF4573	100mm Hook Awning Head/Transom/ Sill With Double Glazed Pocket Fits With: TJ747/TJ742/TJ714/TJ716/TJ717
	CSG729	100mm Hook Awning Transom Fits With: TJ747/TJ742/TJ714/TJ716/TJ717
	FGS412	Face Bead Fits With: FGS411/611/DGF6571/4571
	TJ304	Glazing Adaptor Fits With: TJ301/302/306/307/308/335/ TJ151/152
	FG425	Split Mullion*
	FG426	Split Mullion*
	FGS427	Split Mullion Female Fits With: FGS428 🔑 1660
	FGS428	Split Mullion Male Fits With: FGS427
	FGS429	Heavy Duty Split Mullion Male Fits With: FGS430
	FGS430	Heavy Duty Split Mullion Female Fits With: FGS429 🔑 1660
	TJ305	Flush Adaptor Fits With: FGS401

NEW

NEW

TO BE DISCONTINUED

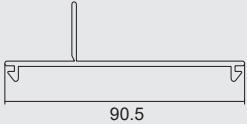
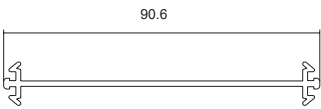
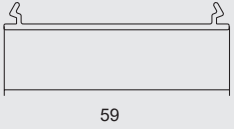
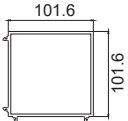
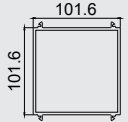

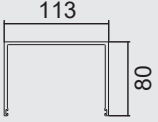


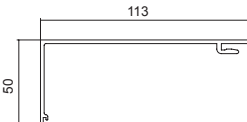
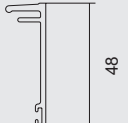
TO BE DISCONTINUED

Commercial Framing • Single Glazed

 Key hardware.

Please note: - All lengths are Metres
- All lengths are 6.5m unless otherwise specified.

100MM X 50MM FRONT SINGLE GLAZED

	Code	Description
	TJ342	Reveal Clip-In Fits With: FGS401
	TJ385	100mm Back To Back Adaptor Fits With: FGS401
	FGS417	Flat Filler Fits With: FGS402/404/409
	TJ319	Corner Post 90 degree Fits With: TJ300/301/360/367/390
	TJ347	180 Degree Post Fits With: TJ300/301/360/367/390
	TJ309	49mm Sub Head 🔑 1601;1710
	TJ692	80mm Sub Head 🔑 1601;1710
	TJ430	Two Part Sub Head Fits With: TJ429 🔑 1601
	TJ429	Sub Head Cover Fits With: TJ430 🔑 1601
	TJ431	Standard Two Part Subhead / Jamb Fits With: TJ6159 🔑 1601
	TJ6159	2 Part Sub Head / Jamb Cover Fits With: TJ431 🔑 1601

🔑 Key hardware.

Please note: - All lengths are Metres
- All lengths are 6.5m unless otherwise specified.

100MM X 50MM FRONT SINGLE GLAZED

	Code	Description
	TJ359	Light Duty Sub Sill 12mm Set Back Slotted 1601;1930
	TJ368	Standard Sub Sill 6mm Set Back Slotted 1601;1930
	TJ370	Sub Sill with Reveal 1601;1925
	TJ379	Heavy Duty Sub Sill 12mm Set Back Slotted 1601;1930
	TJ259	Sub Sill 23mm Set Back Slotted 1601;1930
	TJ432	Sub Sill 35mm Set Back Slotted 1601;1930
	JS001	Jockey Sash Fits With: JS002/HV276 2641
	JS002	Jockey Sash Adaptor Fits With: JS001
	HV276	Double Glazed Multi-Fold Bead Fits With: JS001
	TJ479	High Performance Sub Sill 22mm Set Back Slotted 1601

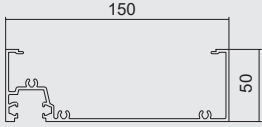
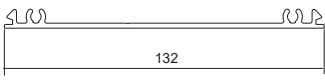

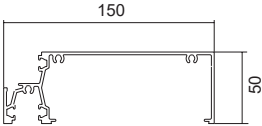
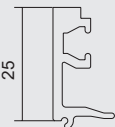

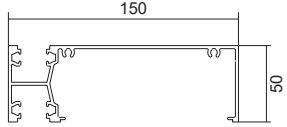


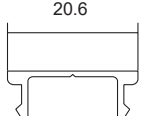

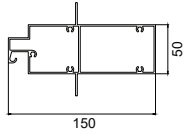

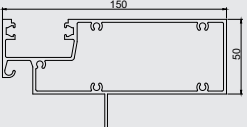

TO BE
DISCONTINUED

Commercial Framing • Single Glazed

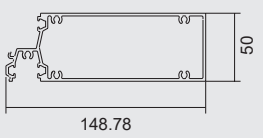
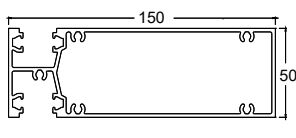
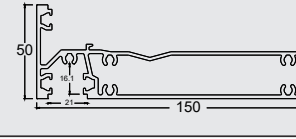
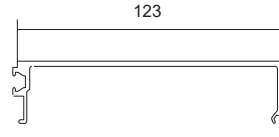
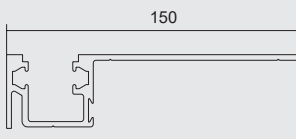

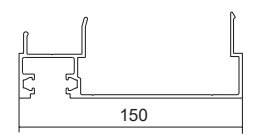
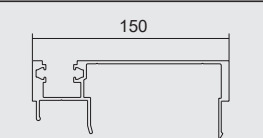
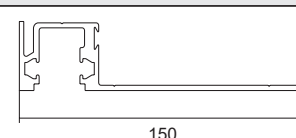

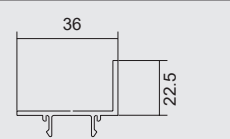
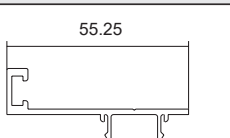

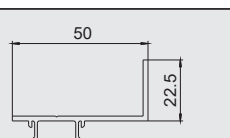
Key hardware.

Please note: - All lengths are Metres
 - All lengths are 6.5m unless otherwise specified.

150MM X 50MM FRONT SINGLE GLAZED

	Code	Description	
	FGS601	150mm Front Single Glazed Main Frame Fits With: JM2865	
	JM2865	132mm Flat Filler Fits With: FGS601	
	TJ685	Back to Back Adapter Fits With: FGS601/TJ6161	
	FGS602	Transom Sill Fits With: FG605/FGS403	
	FGS403	External Bead Fits With: FGS402/602/DGF4572/6579/6580	
	FGS604	Mullion / Awning Transom Fits With: FG605	
	FG605	Flat Filler Fits With: FGS602/604	
	FGS406	Pocket Filler Fits With: All FGS	
	FGS412	Face Bead Fits With: FGS411/611/DGF4571/6571	
	CDG6729	150mm Hook Awning Transom	
	DGF6572	150mm Hook Awning Head/Transom/ Sill With Double Glazed Pocket	





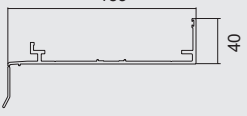



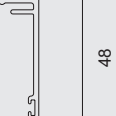

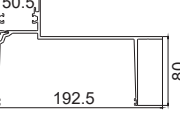



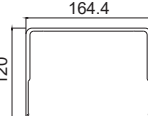

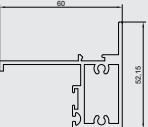
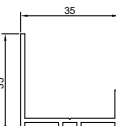
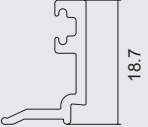
150MM X 50MM FRONT SINGLE GLAZED

	Code	Description
	FGS611	Transom Sill Fits With: FGS412
	FGS631	Awning Transom Fits With: FGS416/419
	FGS632	Transom Sill Internal Bead Fits With: FGS610
	FGS610	Internal Glazing Bead Fits With: FGS632
	FGS627	Split Mullion Female Fits With: FGS628  1660
	FGS628	Split Mullion Male Fits With: FGS627
	FGS629	Heavy Duty Split Mullion Male Fits With: FGS630
	FGS630	Heavy Duty Split Mullion Female Fits With: FGS629  1660
	FGS416	35 Awning Stop Fits With: FGS401/404/601/604/631 Suits TJ722/723/724
	FGS407	45mm Door Stop Fits With: FGS401/404/601/604/631  1610;1611;1614
	FGS419	150mm FGS Clip-In Awning Sash Stop Fits With: FGS401/404/601/604/631 Suits TJ741

 Key hardware.

Please note: - All lengths are Metres
- All lengths are 6.5m unless otherwise specified.

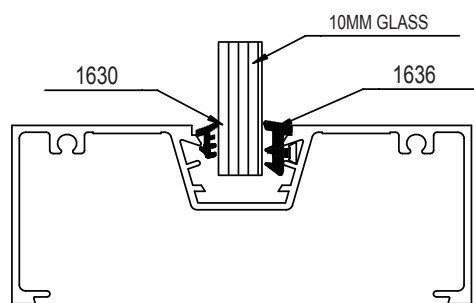
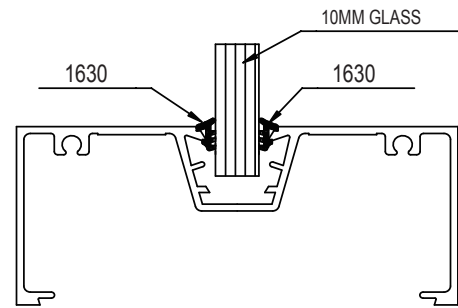
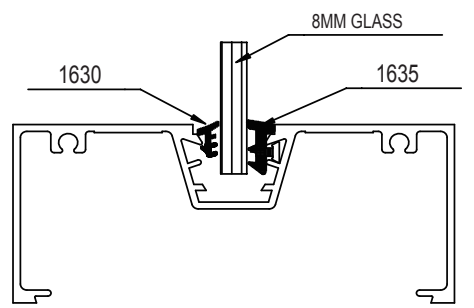
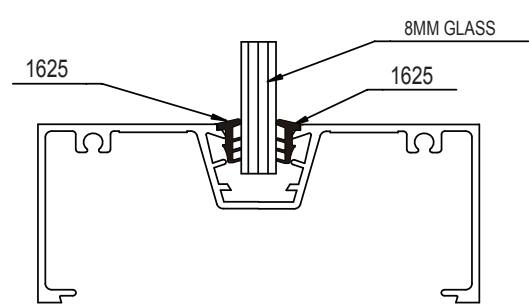
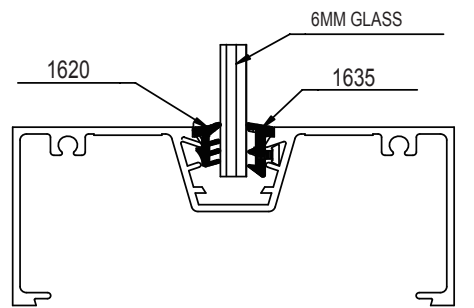
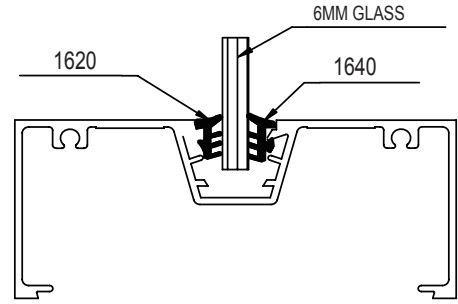
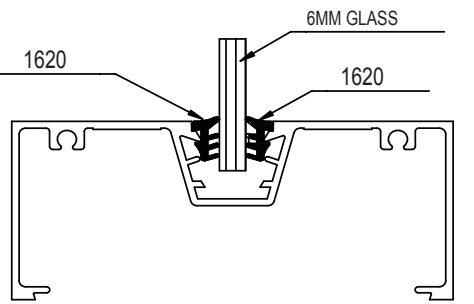
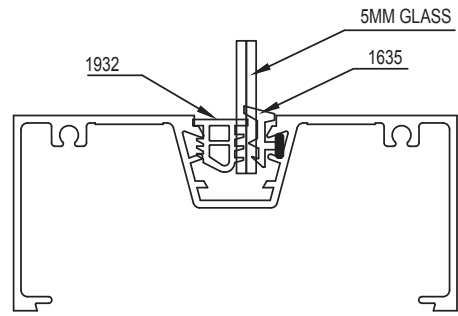
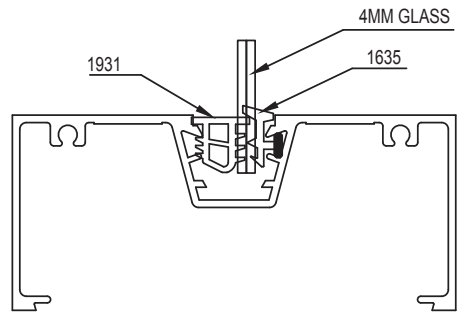
150MM X 50MM FRONT SINGLE GLAZED

	Code	Description
	TJ6157C	150mm Sub Head Fits With: TJ6151/6152 /FG601  1601;1710
	TJ6156	150mm Sub Sill Slotted  1601
	TJ679	High Performance 150mm Sub Sill Slotted  1601
	TJ6158	150mm 2 Part Sub Head / Jamb Fits With: TJ6159  1601
	TJ6159	2 Part Sub Head / Jamb Cover Fits With: TJ6158  1601
	DGF6563	150mm Double Glazed Spandrel Sub Head Fits With: FGS403 & FB10030  1601;1710
	DGF6562	150mm Double Glazed Spandrel Sub Sill Fits With: TJ6155  1601
	TJ6155	150mm Sub Head, 120mm Deep  1601;1710
	JS001	Jockey Sash Fits With: JS002
	JS002	Jockey Sash Adaptor Fits With: JS001
	HV276	Double Glazed Multi-Fold Bead Fits With: JS001

 Key hardware.

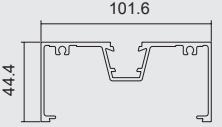
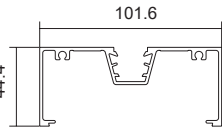
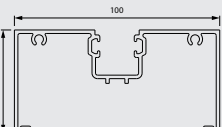
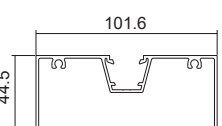
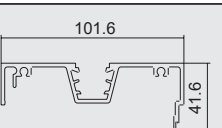

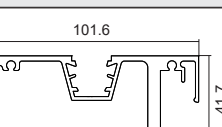


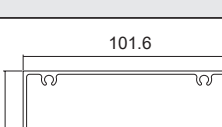
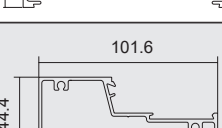
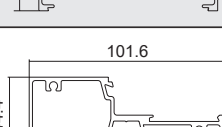
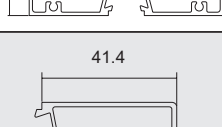
Please note: - All lengths are Metres
- All lengths are 6.5m unless otherwise specified.

101.6MM X 45MM CENTRE SINGLE GLAZED



Key hardware.

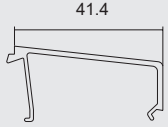
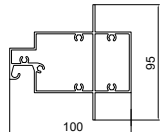
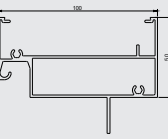
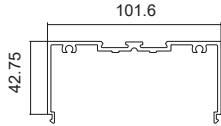

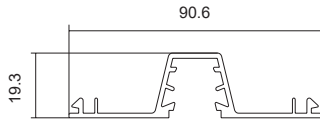
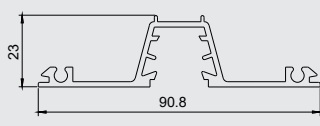
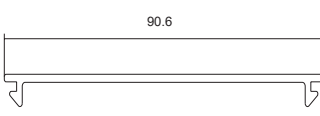
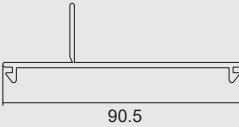
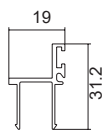
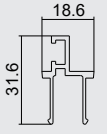
101.6MM X 45MM CENTER SINGLE GLAZED

	Code	Description
	TJ300	Heavy Duty Main Frame Fits With: TJ304/305/306/307/335/342/ TJ345/364/378/385/720/715
	TJ301	101.6mm Standard Main Frame Fits With: TJ304/305/306/307/335/ TJ342/345/364/378/385/720/715
	CSG301	100mm Standard Mainframe Fits With: CSG728/SWD034
	TJ390	Light Duty Main Frame Fits With: TJ304/305/306/307/335/ TJ342/345/364/378/385/720/715
	TJ320	Self Mating Mullion - Captive Fits With: TJ333/306/307/335/378/715/720  1660
	TJ333	Heavy Duty Mating Mullion - Captive Fits With: TJ320/304/306/307/335/378/ TJ715/720  1660
	TJ360	Narrow Line Main Frame Fits With: TJ305/306/307/335/342/378/ TJ715/720
	TJ367	Plain Frame Fits With: TJ304/305/342/345/364/385
	TJ302	Sill Transom Fits With: TJ303/303B/304/305/342/345/ TJ364/385
	TJ362	Solid Captive Sill/Transom Fits With: TJ303/303B/306/307
	TJ303	Sill Bead Fits With: TJ302/362

 Key hardware.

Please note: - All lengths are Metres
- All lengths are 6.5m unless otherwise specified.

101.6MM X 45MM CENTER SINGLE GLAZED

	Code	Description
	TJ303B	Sill Bead - Sloping Fits With: TJ302/362
	CSG729	100mm Hook Awning Transom
	CSG728	100mm Hook Awning Head/Transom/ Sill Fits With: TJ301/CSG301/CDG4301
	TJ350	Transom For Concealed Pivot Closer Fits With: TJ314/351
	TJ351	Transom Cover Plate Fits With: TJ350
	TJ304	Glazing Adaptor Fits With: TJ151/152/300/301/302/306/ TJ307/308/335/390
	TJ364	Heavy Duty Adaptor - Captive With Screw Flutes Fits With: TJ300/301/302/306/307/308/ TJ335/378/390/715/720
	TJ305	Flush Adaptor Fits With: TJ300/301/302/308/360/367/390/ JM2841
	TJ342	Reveal Clip-In Length: 5.4 Fits With: TJ300/301/302/360/367/390
	TJ335	35mm Door Stop Fits With: TJ300/301/304/308/320/333/ TJ360/364/390 Key 1720
	TJ378	40mm Door Stop Fits With: TJ300/301/304/308/320/333/ TJ360/364/390 Key 1610;1611;1614

NEW

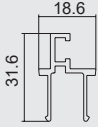

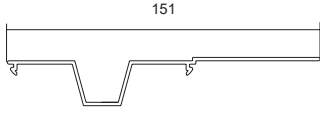

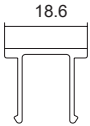
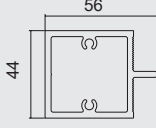
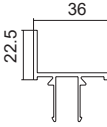
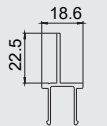
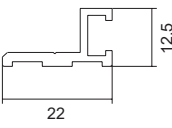

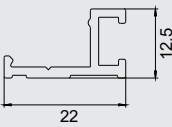

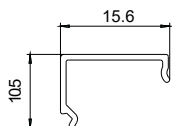
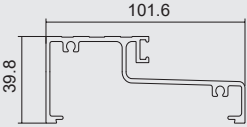

NEW

Commercial Framing • Single Glazed

 Key hardware.

Please note: - All lengths are Metres
- All lengths are 6.5m unless otherwise specified.

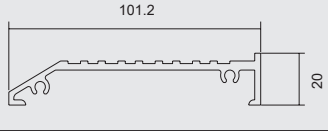
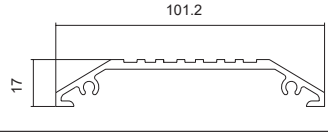
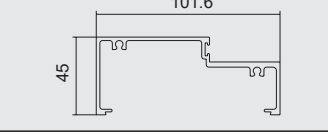
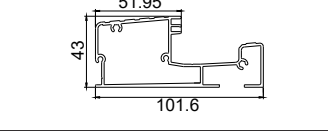
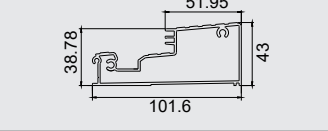
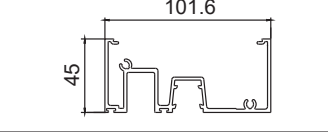
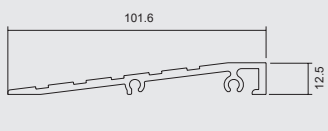

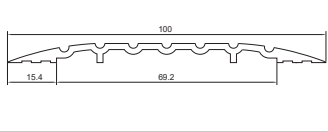

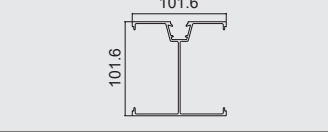
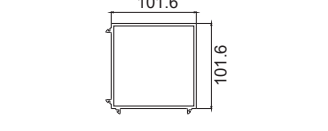
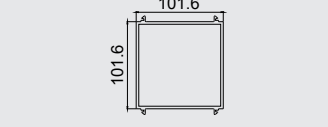
101.6MM X 45MM CENTER SINGLE GLAZED

	Code	Description
	TJ306	45mm Door Stop Fits With: TJ300/301/304/308/320/333/ TJ360/364/390  1610;1611;1614
	TJ345	Fixing Adaptor Fits With: TJ300/301/390
	TJ385	100mm Back To Back Adaptor Fits With: TJ300/301/302/360/367/390
	TJ307	Flush Pocket Filler Fits With: TJ300/301/304/308/320/333/ TJ360/362/364/390
	TJ336	Structural Glazing Transom
	TJ720	35mm Awning Stop Fits With: TJ300/301/304/390/722/723/ TJ724/6161
	TJ715	50mm Clip-In Awning Sash Stop Fits With: TJ741/300/301/304/390
	JM2809	Plant On Door Stop  1610;1614
	JM2810	Plant On Door Stop with Cover Fits With: JM2811  1610;1614
	JM2811	Cover to Suit Plant On Door Stop Fits With: JM2810
	TJ330	45mm Door Threshold Fits With: TJ301/300/390  1610;1614

 Key hardware.

Please note: - All lengths are Metres
- All lengths are 6.5m unless otherwise specified.

101.6MM X 45MM CENTER SINGLE GLAZED

	Code	Description	
	TJ331	Low Threshold Fits With: TJ301/300/390	
	TJ337	Double Sided Threshold Fits With: TJ301/300/390	
	TJ334	35mm Door Threshold Fits With: TJ301/300/390/380/381/382 1720	
	TJ348	45mm Water Rated Inward Sill 1683;1926	
	TJ349	45mm Water Rated Outward Sill 1683;1926	
	TJ346	Water-rated Head (Inward & Outward) Fits With: HV031 1754	
	TJ338	100mm WheelChair Threshold	
	TJ116	100mm Low Profile Threshold Length: 4	
	TJ308	Corner Post Fits With: TJ304/305/306/307/335/342/ TJ345/364/378/385/715/720	
	TJ319	Corner Post 90 Degree Fits With: With TJ300/301/360/367/390	
	TJ347	180 Degree Post Fits With: TJ300/301/360/367/390	





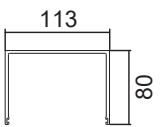

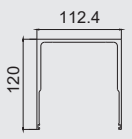





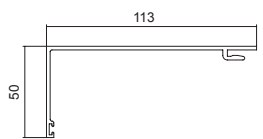

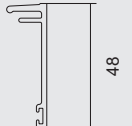

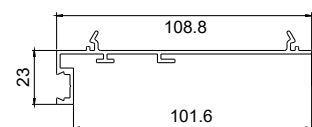
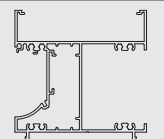
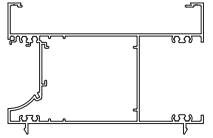

Key hardware.

Please note: - All lengths are Metres
- All lengths are 6.5m unless otherwise specified.



Wheelchair access freindly


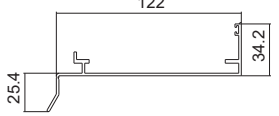



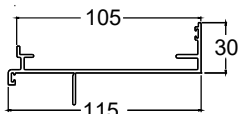

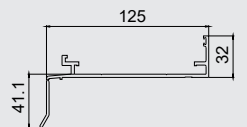

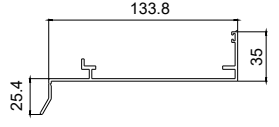

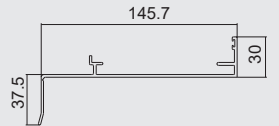

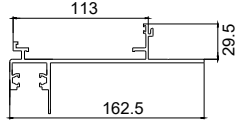
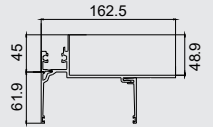
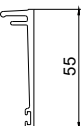
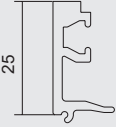
101.6MM X 45MM CENTER SINGLE GLAZED

	Code	Description	
	TJ309	49mm Sub Head  1601;1710	
	TJ692	80mm Sub Head  1601;1710	
	TJ520	120mm Sub Head  1601;1710	
	TJ430	Two Part Sub Head Fits With: TJ429  1601	TO BE DISCONTINUED
	TJ429	Sub Head Cover Fits With: TJ430  1601	TO BE DISCONTINUED
	TJ431	Standard Two Part Subhead / Jamb Fits With: TJ6159  1601	
	TJ6159	2 Part Sub Head / Jamb Cover Fits With: TJ431  1601	
	RWM053	Concealed Face Fix Adapter Fits With: TJ300/301/302/308/360/367/390	
	VEN005	Ventient 100mm Adaptor	AVAILABLE EX-MILL*
	VEN006	Ventient 150mm Adaptor	AVAILABLE EX-MILL*
	VEN007	Ventient Internal 55mm Cover	AVAILABLE EX-MILL*

 Key hardware.

Please note: - All lengths are Metres
 - All lengths are 6.5m unless otherwise specified.

101.6MM X 45MM CENTER SINGLE GLAZED

	Code	Description
	VEN008	Ventient External Cover
	TJ359	Light Duty Sub Sill 12mm Set Back Slotted  1601;1930
	TJ368	Standard Sub Sill 6mm Set Back Slotted  1601;1930
	TJ370	Sub Sill with Reveal  1601;1925
	TJ379	Heavy Duty Sub Sill 12mm Set Back Slotted  1601;1930
	TJ259	Sub Sill 23mm Set Back Slotted  1601;1930
	TJ432	Sub Sill 35mm Set Back Slotted  1601;1930
	TJ686	SPANDRAL Subsill*
	TJ687	SPANDRAL Subhead* Fits With: FGS403 & TJ688
	TJ688	SPANDRAL Subhead Cover* Fits With: TJ687
	FGS403	External Bead Fits With: TJ687

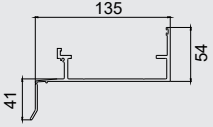

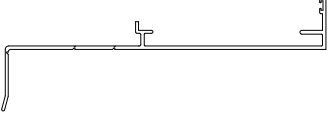


AVAILABLE
EX-MILL*

Commercial Framing • Single Glazed

 Key hardware.

Please note: - All lengths are Metres
- All lengths are 6.5m unless otherwise specified.

101.6MM X 45MM CENTER SINGLE GLAZED

	Code	Description
	TJ479	High Performance Sub Sill 22mm Set Back Slotted  1601
	TJ445	Sub Sill 76mm Set Back  1601
	DTL3108-AIR	101.6mm Single Centre Glazed Press

TO BE DISCONTINUED

NEW

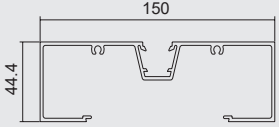
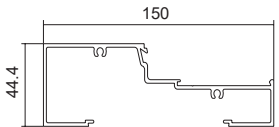
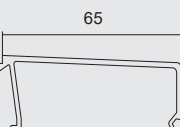
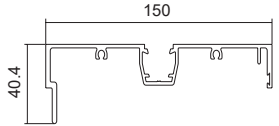

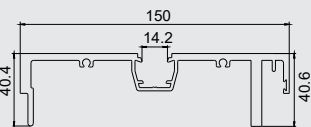

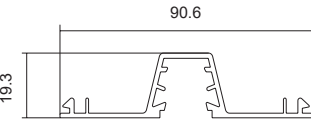
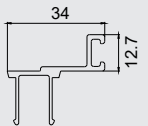

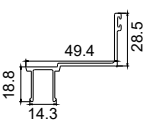
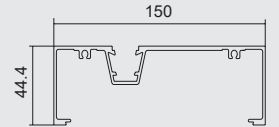
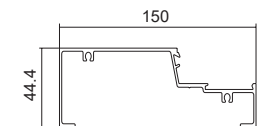

Commercial Framing • Single Glazed

 Key hardware.

Please note: - All lengths are Metres
 - All lengths are 6.5m unless otherwise specified.

150MM X 45MM SINGLE GLAZED

CENTRE AND /OR OFFSET POCKET

	Code	Description
	TJ6151	150mm Main Frame Fits With: TJ304/305/307/345/364/385/ TJ6166/6167
	TJ6152	150mm Sill Section Fits With: TJ304/305/307/345/364/385/ TJ6153
	TJ6153	150mm Sill / Bead Fits With: TJ6152
	TJ6150	Self Mating Mullion Fits With: TJ6166/6167  1660
	TJ6154	H/D Self Mating Mullion Fits With: TJ6166/6167  1660
	TJ304	Glazing Adaptor Fits With: TJ301/302/306/307/308/335/ TJ6151/6152
	TJ6166	45mm Door Stop Fits With: TJ6150/6151/6154  1610;1611;1614
	TJ6167	35mm Sash Stop Fits With: TJ6150/6151/6154
	TJ6161	150mm Offset Main Frame Fits With: TJ306/307/335/378/715/720/ TJ6164/2865
	TJ6162	150mm Offset Sill Fits With: TJ303/6164/JM2865
	TJ303	Sill Bead Fits With: TJ302/362/6162



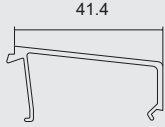
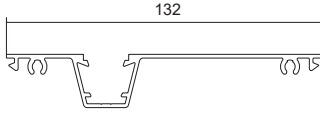

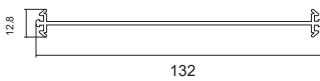
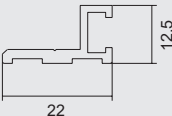

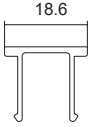
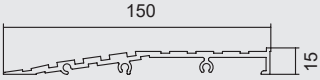

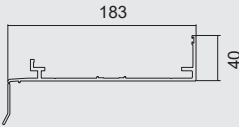





Key hardware.

Please note: - All lengths are Metres

- All lengths are 6.5m unless otherwise specified.

150MM X 45MM SINGLE GLAZED

CENTRE AND /OR OFFSET POCKET

	Code	Description
	TJ303B	Sill Bead - Sloping Fits With: TJ302/362/6162
	TJ6164	50mm Offset Adaptor Fits With: TJ306/307/335/378/715/720/ TJ6161/6162
	JM2865	132mm Flat Filler Fits With: TJ6161/6162/JM2861/FGS601
	TJ685	Back to Back Adapter Fits With: TJ6161/6162
	JM2809	Plant On Door Stop - See Also JM2810/2811 Fits With: JM2841/2861/2846/2847 JM2866/2867/2868  1610;1611;1614
	TJ307	Flush Pocket Filler
	TJ339	150mm WheelChair Threshold
	TJ6156	150mm Sub Sill Slotted
	TJ679	High Performance 150mm Sub Sill Slotted  1601
	TJ6157C	150mm Sub Head  1601;1710
	TJ6158	150mm 2 Part Sub Head / Jamb Fits With: TJ6159  1601

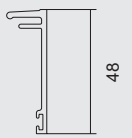
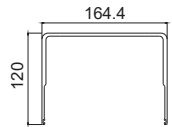
Commercial Framing • Single Glazed

 Key hardware.

Please note: - All lengths are Metres
- All lengths are 6.5m unless otherwise specified.












150MM X 45MM SINGLE GLAZED

CENTRE AND /OR OFFSET POCKET

	Code	Description
	TJ6159	2 Part Sub Head / Jamb Cover Fits With: TJ6158 1601
	TJ6155	150mm Sub Head, 120mm Deep 1601;1710












Commercial Framing • Single Glazed

SINGLE GLAZED COMPONENTS

	Code	Description	U.O.M	BOX QTY.
	1472	Water-rated Frame Gasket - 1050 Pieces Roll Suits: 101.6mm Centre Glazed Single	Roll	1
	1473	Foam Seal - 1120 Pieces Roll Suits: 150mm Centre Glazed Single	Roll	1
	1474	Foam Seal - 1050 Pieces Roll Suits: 100mm Front Glazed Single	Roll	1
	1475	Foam Seal - 1120 Pieces Roll Suits: 150mm Front Glazed Single	Roll	1
	1493	Foam Plug Suits: Centre Single Glazed Framing (20 Per Sheet)	Roll	1
	1494	Foam Plug Suits: Front Single Glazed Framing (16 Per Sheet)	Roll	1
	1610-M100	6mm Door Stop - 100m	Roll	1
	1611	Weatherstrip 90-900 Black - 150m Roll	Roll	1
	1614	Door Stop Rubber - Large 200m	Roll	1
	1615	Glazing Wedge PVC - 200m Roll	Roll	1
	1620	Glazing Wedge PVC - 200m Roll	Roll	1








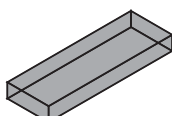
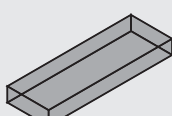
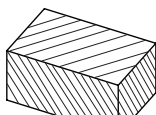
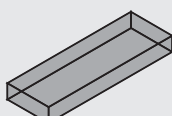
 Key hardware.

SINGLE GLAZED COMPONENTS

	Code	Description	U.O.M	BOX QTY.
	1625	Glazing Wedge PVC for 8.38mm Glass - 250m Roll	Roll	1
	1630	Glazing Wedge PVC - 200m Roll	Roll	1
	1635	Glazing Wedge Captive Co-Extruded Santoprene - 150m Roll	Roll	N/A
	1636	Glazing Wedge Captive Co-Extruded Santoprene - 100mm Roll	Roll	N/A
	1640	Glazing Wedge Captive PVC 6mm - 150m Roll	Roll	N/A
	1645	Glazing Wedge Captive Co-Extruded Santoprene - 100m Roll	Roll	N/A
	1646	Glazing Wedge Captive Co-Extruded Santoprene - 100m Roll	Roll	N/A
	1647	Glazing Wedge Captive Co-Extruded Santoprene - 100m Roll	Roll	N/A
	1651	Glazing Wedge Captive Co-Extruded Santoprene - 100m Roll	Roll	N/A
	1660	V Seal (Mullion Rubber) - 500m Roll	Roll	1
	1900-M	Frame Packers - 1.5mm X 90mm - Blue 100/Bag	Bag	N/A

 Key hardware.

SINGLE GLAZED COMPONENTS

	Code	Description	U.O.M	BOX QTY.
	1901-M	Frame Packers - 3mm X 90mm - Green 100/Bag	Bag	N/A
	1902-M	Frame Packers - 5mm X 90mm - Ochre 100/Bag	Bag	N/A
	1903-M	Frame Packers - 10mm X 90mm - Black 100/Bag	Bag	N/A
	1906	Aluminium Frame Packers 1mm - 100/Bag	Bag	N/A
	1907	Aluminium Frame Packers 2mm - 100/Bag	Bag	N/A
	1908	Aluminium Frame Packers 5mm - 100/Bag	Bag	N/A
	1909	Aluminium Frame Packers 10mm - 100/Bag	Bag	N/A
	1910	Setting Blocks 3mm Thick - Bag of 1,000	Bag	N/A
	1911	Setting Blocks 5mm Thick - Bag of 1,000	Bag	N/A
	1912	Setting Blocks 10mm Thick - Bag of 500	Bag	N/A
	1977	Setting Blocks 5mm X 25mm - 3m Self Adhesive - Bag of 200	Bag	N/A

Commercial Framing • Single Glazed

 Key hardware.

SINGLE GLAZED COMPONENTS

	Code	Description	U.O.M	BOX QTY.
	1978	Setting Blocks 10mm X 25mm - 3m Self Adhesive - Bag of 200	Bag	N/A
	1979	Setting Blocks 3mm X 10mm X 25mm - 3m Double Sided Tape - Bag of 200	Bag	N/A
	1930	End Cap To Suit 100mm Subsills - Bag of 50 Pairs (Left & Right)	Bag	N/A
	1608	Co-Expansion Seal - 2.7m	Roll	N/A
	1960	Lanotec General Purpose Liquid Lanolin 400g	Tube	12
	1961	Lanotec "Citra Force" Cleaner Degreaser 400g	Tube	12
	BDX-CV-FGS-AW	CityView Front Single Glazed Framing & 50mm Hook Awning Hydraulic Tool		
	BDX-CV-CS-G/H/AW	CSG Frame / Hinged / Hook Awning Hydraulic Tool		

 Key hardware.





Darley Aluminium Mill Sales

Darley Aluminium is a leading distributor of aluminium extrusions and associated components, that are used to manufacture window and doors systems in residential and commercial applications.

With distribution of aluminium extrusion being the core of the business, Darley does offer other specialised services including customised aluminium extrusions through our Mill Sales division. The Mill Sales division works closely with customers to design and manufacture customised aluminium extrusions, that are used in a variety of industries.

The process normally starts with an Australian based CAD draftsman, working closely with the customer to design the customised extrusions. The Mill sales team co-ordinate with our overseas partners to manufacture the customised extrusions and organise distribution to any of Darley's 4 warehouse locations.

With more than 25 years of experience, expert knowledge and expertise – the Mill Sales division will guide you through the process of manufacturing your customised extrusions.



Scan the QR code
to learn more about
Darley Mill Sales.





DOUBLE GLAZED

101.6MM X 50MM CENTER DOUBLE GLAZED
150MM X 50MM CENTRE DOUBLE GLAZED
100MM X 50MM CENTRE DOUBLE GLAZED
150MM X 50MM FRONT DOUBLE GLAZED

GLASS THICKNESS	CHANNEL REQUIRED
20mm	1615 - 1623 or 1623 - 1645
22mm	1620 - 1623 or 1615 - 1645
24mm	1620 - 1620 or 1615 - 1646
26mm	1620 - 1630 or 1625 - 1646
28mm	1625 - 1630 or 1625 - 1646



101.6mm x 50mm CDG



150mm x 50mm CDG



100mm x 50mm FDG



150mm x 50mm FDG



101.6MM X 50MM CENTRE DOUBLE GLAZED



1615



1620



1623



1625



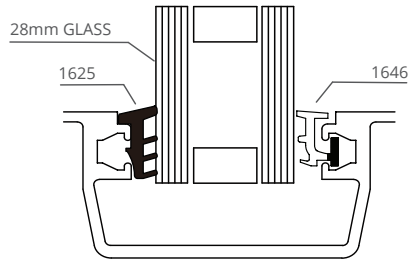
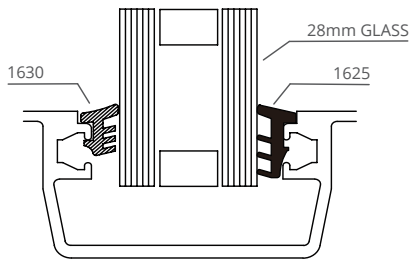
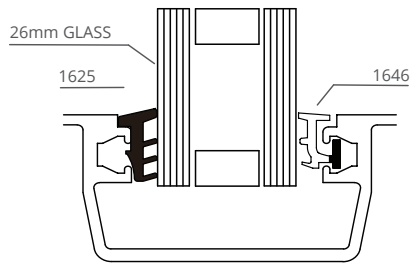
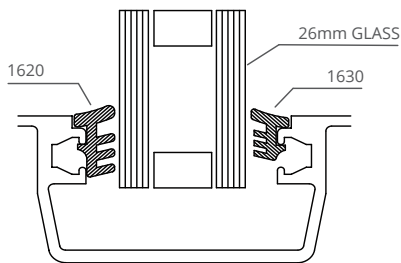
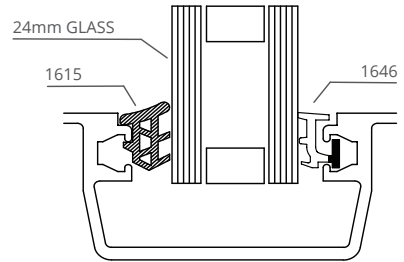
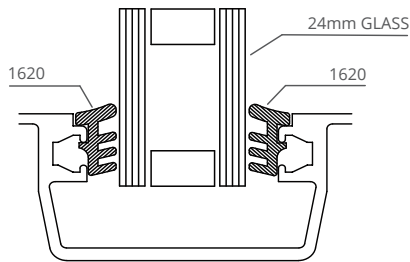
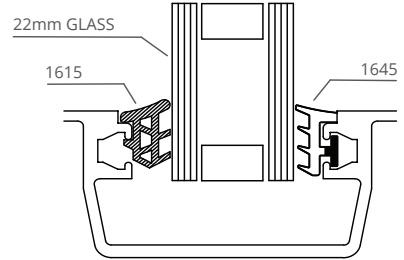
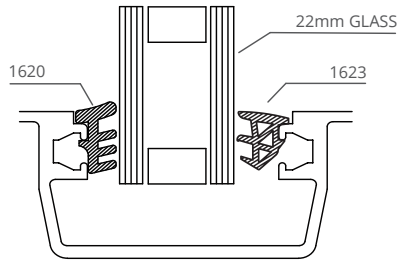
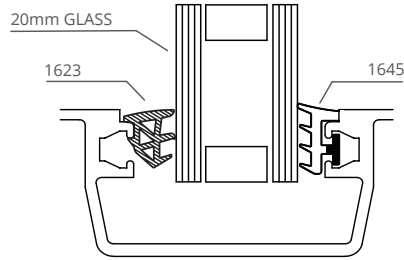
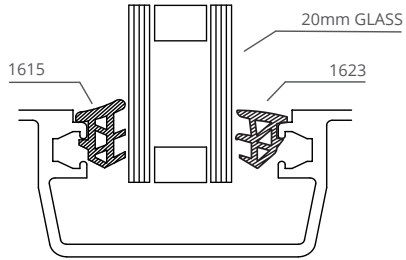
1630



1645 Captive



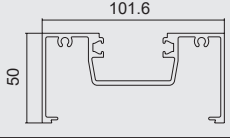
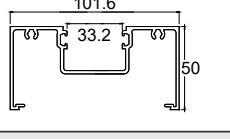
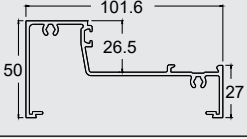
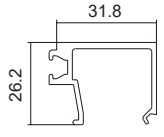
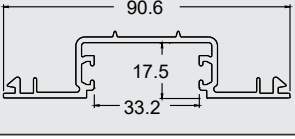
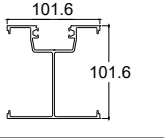
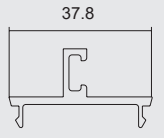

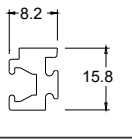
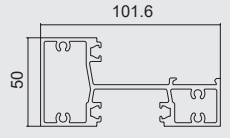
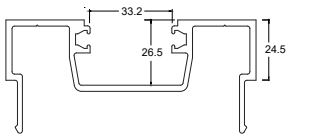
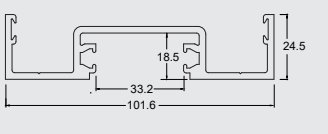

1646 Captive



Note: When using 2 X CDG4308 Pocket Reducers, refer to "100mm Front Single Glazing" chart.

* For more glazing options, please refer to your Darley Wall Chart or technical manual.

101.6MM X 50MM CENTRE DOUBLE GLAZED

	Code	Description
	CDG4301	100mm Centre Double Glazed Main Frame Fits With: CDG4304/4307/4308/4316/4319/ DGF4506/TJ305/385
	CDG4390	Light Frame Fits With: CDG4304/4307/4308/4316/4319/ DGF4506/TJ305/385
	CDG4302	Sill Fits With: CDG4303/4304/4308/TJ305/385
	CDG4303	Sill Bead Fits With: CDG4302/4308/4309
	CDG4304	Adaptor Fits With: CDG4301/4302/4305/4307/ CDG4308/4316/4390/DGF4506
	CDG4305	Double Glazed Corner Post Fits With: CDG4304/4307/4308/4316/4319/ DGF4506/TJ305/385
	CDG4307	45mm Door Stop Fits With: CDG4301/4304/4309/4310/ CDG4311/4312/4313/4314/4315/4390  1610;1611;1614
	CDG4308	8mm Glazing Pocket Reducer Fits With: All CDG Sections
	CDG4309	Transom/Sill Fits With: CDG4303/4307/4308/4316/4319/ DGF4506
	CDG4310	Male Split Mullion Fits With: CDG4311/4307/4308/4316/4319/ DGF4506
	CDG4311	Female Split Mullion Fits With: CDG4310/4307/4308/4316/4319/ DGF4506  1660

 Key hardware.

Please note: - All lengths are Metres
- All lengths are 6.5m unless otherwise specified.

101.6MM X 50MM CENTRE DOUBLE GLAZED

	Code	Description
	CDG4312	H/D Male Split Mullion Fits With: CDG4313/4307/4308/4316/4319 DGF4506
	CDG4313	H/D Female Split Mullion Fits With: CDG4313/4307/4308/4316/4319 DGF4506 1660
	CDG4314	Male Light Split Mullion Fits With: CDG4313/4307/4308/4316/4319 DGF4506
	CDG4315	Female Light Split Mullion Fits With: CDG4313/4307/4308/4316/4319 DGF4506 1660
	CDG4316	35 Awning Stop Fits With: CDG4301/4304/4309/4310/4311/ CDG4312/4313/4314/4315/4390 Suits: TJ722/723/724
	CDG4319	100mm CDG Clip-In Awning Sash Stop Fits With: CDG4301/4304/4309/ CDG4310/4311/ 4312/4313/4314/4315/4390 Suits: TJ741
	CSG728	100mm Hook Awning Head/Transom/ Sill Fits With: TJ301/CSG301/CDG4301
	CSG729	100mm Hook Awning Transom
	DGF4506	Pocket Filler Fits With: CDG4301/4304/4309/4310/4311/ CDG4312/4313/4314/4315/4390
	TJ305	Flush Adaptor Fits With: DG5001/5002
	TJ309	49mm Sub Head 1601;1710

NEW

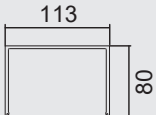

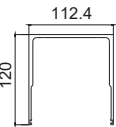



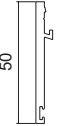



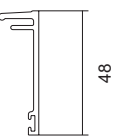

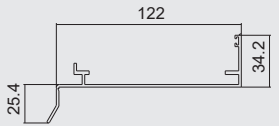

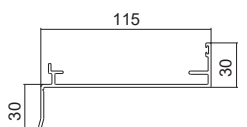

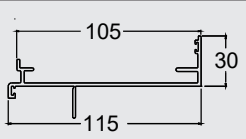

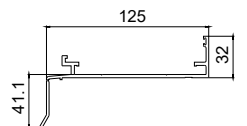

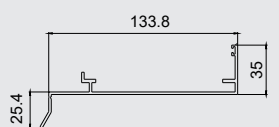

NEW

Commercial Framing • Double Glazed

Key hardware.

Please note: - All lengths are Metres
- All lengths are 6.5m unless otherwise specified.

101.6MM X 50MM CENTRE DOUBLE GLAZED

	Code	Description
	TJ692	80mm Sub Head  1601;1710
	TJ520	120mm Sub Head  1601;1710
	TJ430	Two Part Sub Head Fits With: TJ429  1601
	TJ429	Sub Head Cover Fits With: TJ430  1601
	TJ431	Standard Two Part Subhead / Jamb Fits With: TJ6159  1601
	TJ6159	2 Part Sub Head / Jamb Cover Fits With: TJ431  1601
	TJ359	Light Duty Sub Sill 12mm Set Back Slotted  1601;1930
	TJ368	Standard Sub Sill 6mm Set Back Slotted  1601;1930
	TJ370	Sub Sill with Reveal  1601;1925
	TJ379	Heavy Duty Sub Sill 12mm Set Back Slotted  1601;1930
	TJ259	Sub Sill 23mm Set Back Slotted  1601;1930

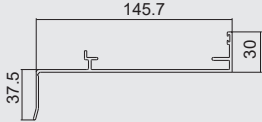
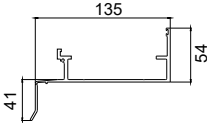
TO BE
DISCONTINUED

TO BE
DISCONTINUED

 Key hardware.

Please note: - All lengths are Metres
 - All lengths are 6.5m unless otherwise specified.

101.6MM X 50MM CENTRE DOUBLE GLAZED

	Code	Description
	TJ432	Sub Sill 35mm Set Back Slotted Key hardware 1601;1930
	TJ479	High Performance Sub Sill 22mm Set Back Slotted Key hardware 1601

TO BE DISCONTINUED

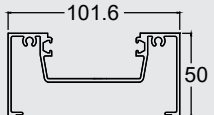
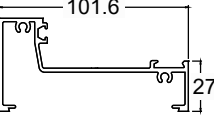

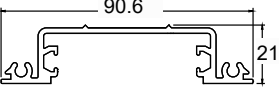

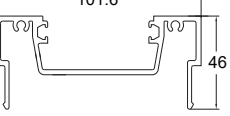
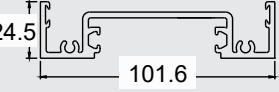
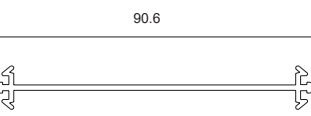
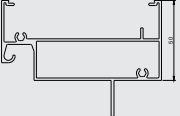
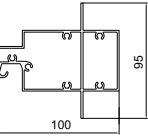
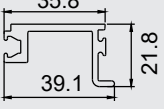
Commercial Framing • Double Glazed

 Key hardware.

Please note: - All lengths are Metres
 - All lengths are 6.5m unless otherwise specified.

101.6MM X 50MM CENTRE DOUBLE GLAZED

50MM GLAZING SECTIONS

	Code	Description
	DG5001	50mm Pocket Frame
	DG5002	50mm Pocket Sill
	DG5003	50mm Pocket Bead
	DG5004	50mm Pocket Adaptor Fits With: DG5001/5002
	DG5006	50mm Pocket Filler Centre Double Glazed
	DG5010	50mm Pocket Male Mullion
	DG5011	50mm Pocket Female Mullion
	TJ385	100mm Back To Back Adaptor Fits With: CDG4301/4302/4305/4390
	CSG728	100mm Hook Awning Head/Transom/ Sill Fits With: TJ301/CSG301/CDG4301
	CSG729	100mm Hook Awning Transom
	DGF908	50mm Pocket Reducer For Single Glazed

NEW

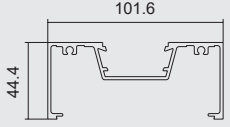
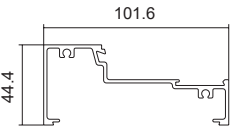
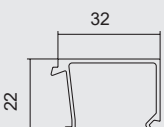
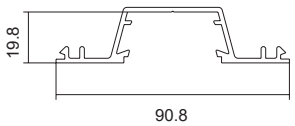
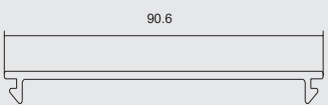

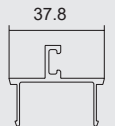
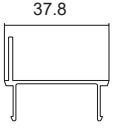
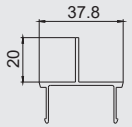
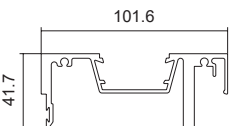
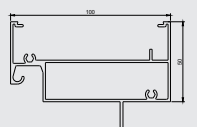
NEW

NEW

 Key hardware.

Please note: - All lengths are Metres
- All lengths are 6.5m unless otherwise specified.

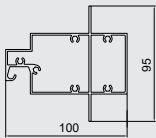
101.6MM X 44.4MM CENTRE DOUBLE GLAZED

	Code	Description	
	DGC4401	Frame Fits With: DGC4404/ DGC4406/4407/4416/4419	AVAILABLE VIC ONLY
	DGC4402	Sill Fits With: DGC4403/4404	AVAILABLE VIC ONLY
	DGC4403	Sill Bead Fits With: DGC4402	AVAILABLE VIC ONLY
	DGC4404	Adaptor Fits With: DGC4401/4402	AVAILABLE VIC ONLY
	TJ305	Flush Adaptor Fits With: DGC4401/4402	AVAILABLE VIC ONLY
	DGC4406	Pocket Filler Fits With: DGC4401/4404/4428	AVAILABLE VIC ONLY
	DGC4407	45mm Door Stop Fits With: DGC4401 🔑 1610;1611;1614	AVAILABLE VIC ONLY
	DGC4416	35 Awning Stop Fits With: DGC4401/4404/4428	AVAILABLE VIC ONLY
	DGC4419	50 Awning Stop Fits With: DGC4401/4404/4428 Suits TJ741	AVAILABLE VIC ONLY
	DGC4428	Self Mating Mullion 🔑 1660	AVAILABLE VIC ONLY
	CSG728	100mm Hook Awning Head/Transom/ Sill Fits With: TJ301/CSG301/CDG4301	NEW

🔑 Key hardware.

Please note: - All lengths are Metres
- All lengths are 6.5m unless otherwise specified.

101.6MM X 44.4MM CENTRE DOUBLE GLAZED

	Code	Description
	CSG729	100mm Hook Awning Transom

NEW

Commercial Framing • Double Glazed

 Key hardware.

Please note: - All lengths are Metres
 - All lengths are 6.5m unless otherwise specified.

* Disclaimer: Engineering required as per project.

150MM X 50MM CENTRE DOUBLE GLAZED



1615



1620



1623



1625



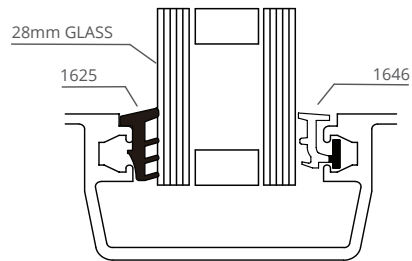
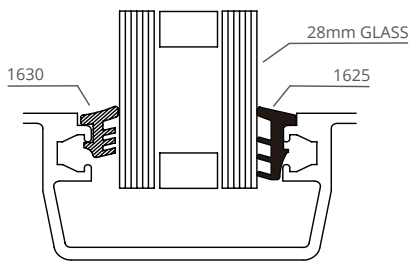
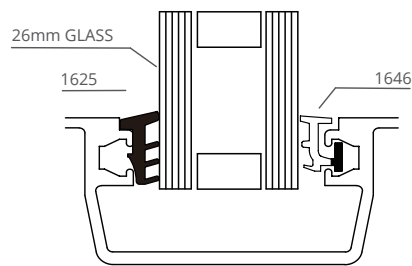
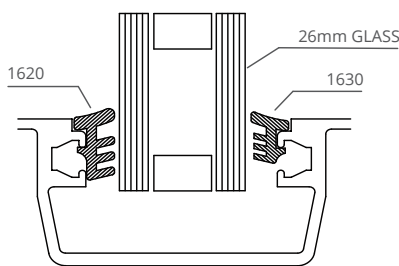
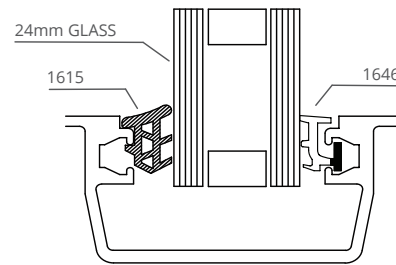
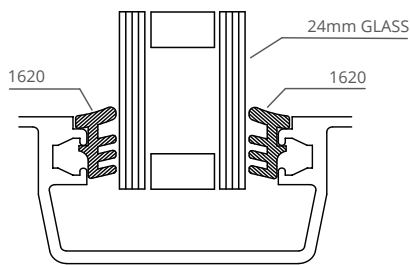
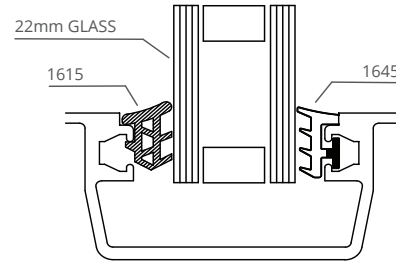
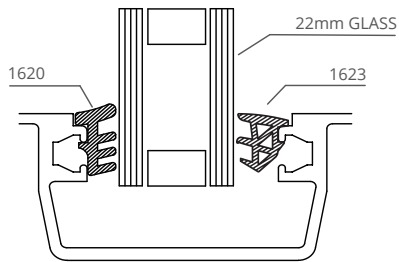
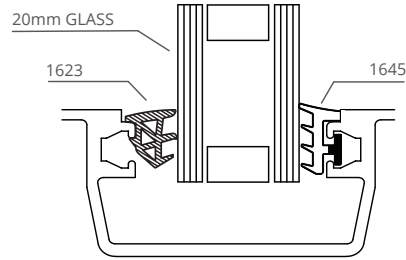
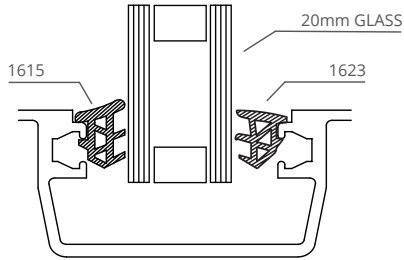
1630



1645 Captive



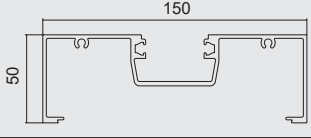
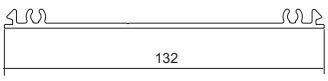
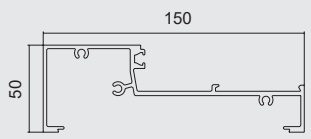
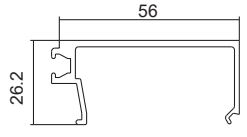
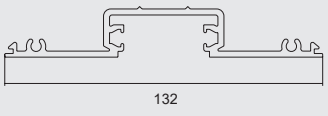
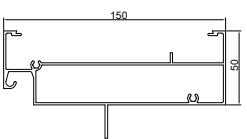
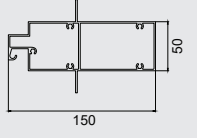
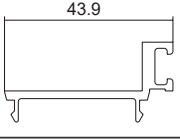


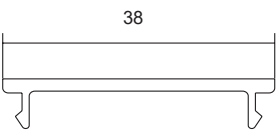
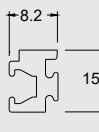
1646 Captive



Note: When using 2 X CDG4308 Pocket Reducers, refer to "100mm Front Single Glazing" chart.

* For more glazing options, please refer to your Darley Wall Chart or technical manual.

150MM X 50MM CENTRE DOUBLE GLAZED

	Code	Description
	CDG6501	150mm Centre Double Glazed Main Frame Fits With: CDG6504/6507/4308/6516/ JM2865/DGF4506
	JM2865	132mm Flat Filler Fits With: JM2861/CDG6501/6502
	CDG6502	Sill Fits With: CDG6503/6504/4308
	CDG6503	Sill Bead Fits With: CDG6502/6509/4308
	CDG6504	Glazing Adaptor Fits With: CDG6501/6502/6507/6516/4308/ DGF4506
	CDG6728	150mm Hook Awning Head/Transom/ Sill Fits With: TJ747/TJ742/TJ714/TJ716/TJ717
	CDG6729	150mm Hook Awning Transom Fits With: TJ747/TJ742/TJ714/TJ716/TJ717
	CDG6507	45mm Door Stop Fits With: CDG6501/6504/6509/6510/6511/ CDG6512/6513  1610;1611;1614
	TJ685	Back to Back Adapter Fits With: CDG6501/6502
	DGF4506	Pocket Filler Fits With: CDG6501/6504/6509/6510/ CDG6511/6512/6513
	CDG4308	8mm Glazing Pocket Reducer Fits With: All CDG Sections

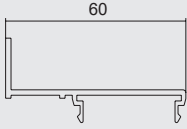
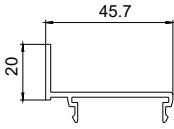
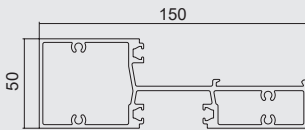
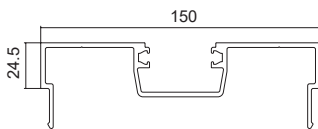
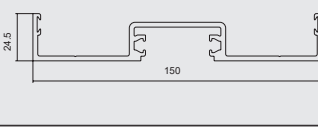
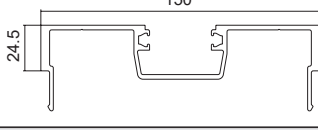
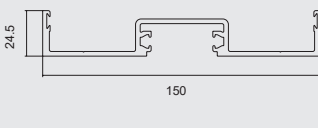

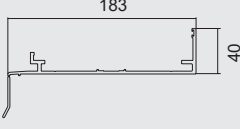


NEW

NEW

 Key hardware.

Please note: - All lengths are Metres
- All lengths are 6.5m unless otherwise specified.

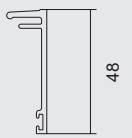
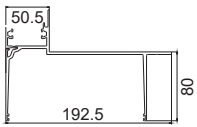
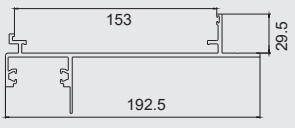
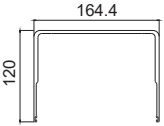
150MM X 50MM CENTRE DOUBLE GLAZED

	Code	Description
	CDG6516	150mm CDG 35mm Awning Stop Fits With: CDG6501/6504/6509/6510/ CDG6511/6512/6513 Suits TJ722/723/724
	CDG6519	150mm CDG 50mm Awning Sash Stop Fits With: CDG6501/6504/6509/6510/ CDG6511/6512/6513 Suits TJ741
	CDG6509	Transom/Sill Fits With: CDG4308/6503/6507/6516/6519/ DGF4506
	CDG6510	Male Split Mullion Fits With: CDG4308/6507/6511/6516/6519/ DGF4506
	CDG6511	Female Split Mullion Fits With: CDG4308/6507/6510/6516/6519/ DGF4506
	CDG6512	H/D Male Split Mullion Fits With: CDG4308/6507/6513/6516/6519/ DGF4506
	CDG6513	H/D Female Split Mullion Fits With: CDG4308/6507/6513/6516/6519/ DGF4506 🔑 1660
	TJ6156	150mm Sub Sill Slotted 🔑 1601
	TJ679	High Performance 150mm Sub Sill Slotted 🔑 1601
	TJ6157C	150mm Sub Head 🔑 1601;1710
	TJ6158	150mm 2 Part Sub Head / Jamb Fits With: TJ6159 🔑 1601

🔑 Key hardware.

Please note: - All lengths are Metres
- All lengths are 6.5m unless otherwise specified.

150MM X 50MM CENTRE DOUBLE GLAZED

	Code	Description
	TJ6159	2 Part Sub Head / Jamb Cover Fits With: TJ6158 Key hardware: 1601
	DGF6563	150mm Double Glazed Spandrel Sub Head Fits With: FGS403 & FB10030 Key hardware: 1601;1710
	DGF6562	150mm Double Glazed Spandrel Sub Sill Fits With: TJ6155 Key hardware: 1601
	TJ6155	150mm Sub Head, 120mm Deep Key hardware: 1601;1710

Commercial Framing • Double Glazed

 Key hardware.

Please note: - All lengths are Metres
- All lengths are 6.5m unless otherwise specified.

* Disclaimer: Engineering required as per project.

100MM X 50MM FRONT DOUBLE GLAZED



1615



1620



1623



1625



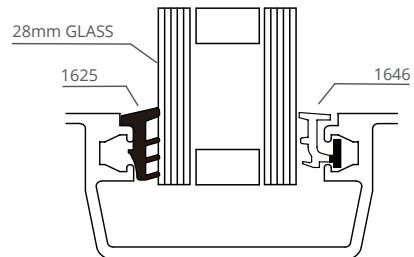
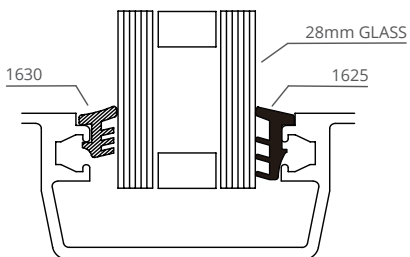
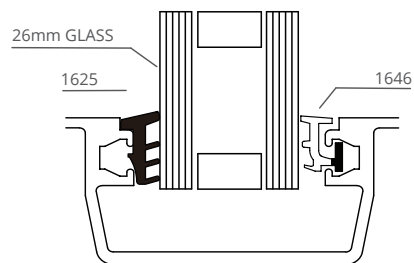
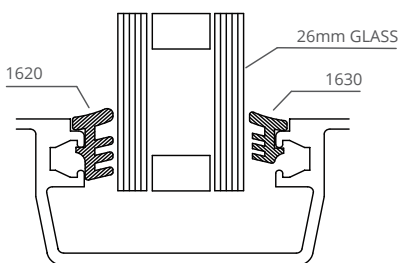
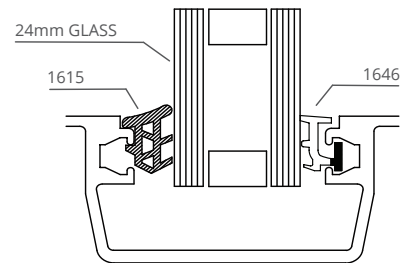
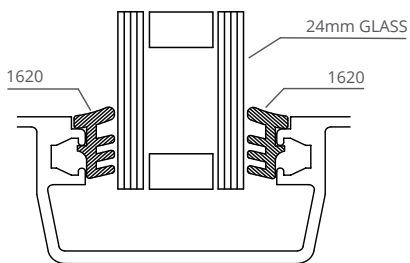
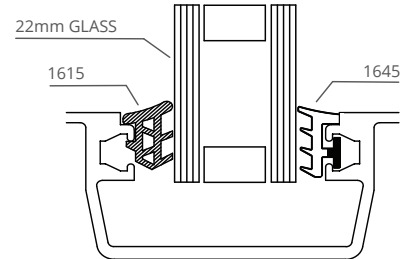
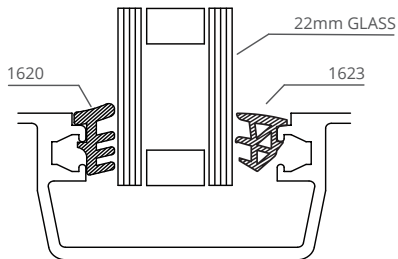
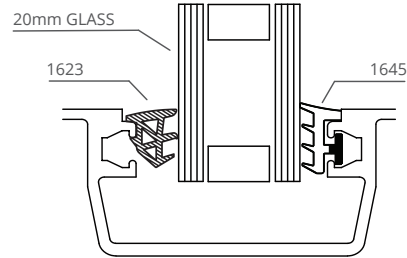
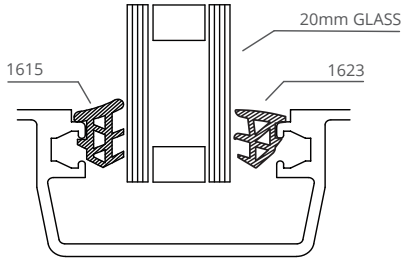
1630



1645 Captive



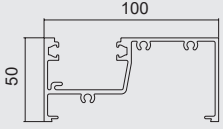
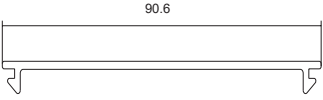
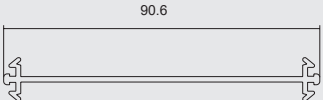

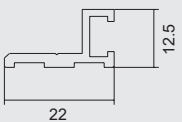

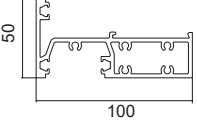
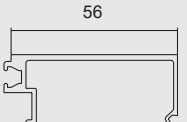
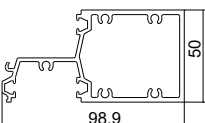
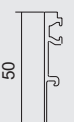
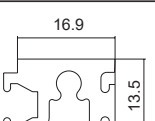
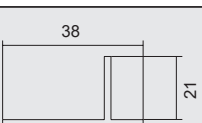
1646 Captive



Note: When using a DGF4510 Pocket Reducer, refer to "100mm Front Single Glazing" chart.

* For more glazing options, please refer to your Darley Wall Chart or technical manual.

100MM X 50MM FRONT DOUBLE GLAZED

	Code	Description
	DGF4501	100mm Front Double Glazed Main Frame Fits With: DGF4506/4510/4516/4519 TJ305/385
	TJ305	Flush Adaptor Fits With: DGF4501
	TJ385	100mm Back To Back Adaptor Fits With: DGF4501
	DGF4506	Pocket Filler Fits With: DGF4501/4508/4527/4528/ DGF4571/4572
	JM2809	Plant On Door Stop - See Also JM2810/2811  1610;1611;1614
	DGF4508	Sill Fits With: DGF4509/4506/4510/4516/4519
	DGF4509	Internal Glazing Bead Fits With: DGF4508/4510
	DGF4571	100 X 50mm Front Double Glazed Sill/ Transom Fits With: DGF4506/4510/4516/4519/ FGS412
	FGS412	Face Bead Fits With: FGS411/611/ DGF4571/6571
	DGF4510	16mm Glazing Pocket Reducer Fits With: All DGF Sections
	DGF4516	35 Awning Sash Stop Fits With: DGF4501/4508/4527/4528/4572 Suits TJ722/723/724



Key hardware.

Please note: - All lengths are Metres
- All lengths are 6.5m unless otherwise specified.

100MM X 50MM FRONT DOUBLE GLAZED

	Code	Description
	DGF4519	FDG Clip-In Awning Sash Stop Fits With: DGF4501/4508/4527/4528/4572 Suits TJ741
	DGF4527	Expansion Mullion Female Fits With: DGF4506/4510/4516/4519/4528
	DGF4528	Expansion Mullion Male Fits With: DGF4506/4510/4516/4519/4527 1660
	DGF4572	Sill/Transom Fits With: FGS403/4506/4510/4516/4519
	DGF4573	100mm Hook Awning Head/Transom/ Sill With Double Glazed Pocket Fits With: TJ747/TJ742/TJ714/TJ716/TJ717
	CSG729	100mm Hook Awning Transom Fits With: TJ747/TJ742/TJ714/TJ716/TJ717
	FGS403	External Bead Fits With: FGS402/602/DGF6579/6580
	TJ309	49mm Sub Head 🔑 1601;1710
	TJ692	80mm Sub Head 🔑 1601;1710
	TJ520	120mm Sub Head 🔑 1601;1710
	TJ430	Two Part Sub Head Fits With: TJ429 🔑 1601

NEW

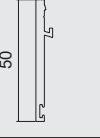

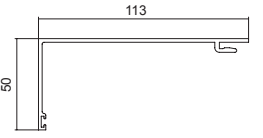

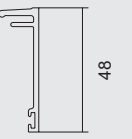

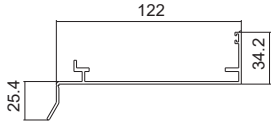

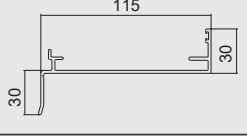

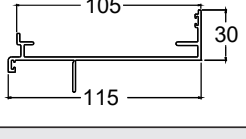

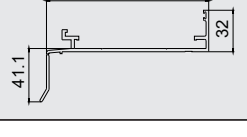

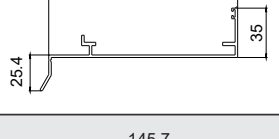

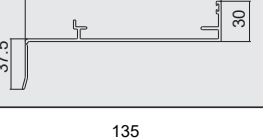

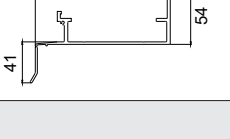

NEW

Commercial Framing • Double Glazed

Key hardware.

Please note: - All lengths are Metres
- All lengths are 6.5m unless otherwise specified.

100MM X 50MM FRONT DOUBLE GLAZED

	Code	Description
	TJ429	Sub Head Cover Fits With: TJ430  1601
	TJ431	Standard Two Part Subhead / Jamb Fits With: TJ6159  1601
	TJ6159	2 Part Sub Head / Jamb Cover Fits With: TJ431  1601
	TJ359	Light Duty Sub Sill 12mm Set Back Slotted  1601;1930
	TJ368	Standard Sub Sill 6mm Set Back Slotted  1601;1930
	TJ370	Sub Sill with Reveal  1601;1925
	TJ379	Heavy Duty Sub Sill 12mm Set Back Slotted  1601;1930
	TJ259	Sub Sill 23mm Set Back Slotted  1601;1930
	TJ432	Sub Sill 35mm Set Back Slotted  1601;1930
	TJ479	High Performance Sub Sill 22mm Set Back Slotted  1601

TO BE
DISCONTINUED

150MM X 50MM FRONT DOUBLE GLAZED



1615



1620



1623



1625



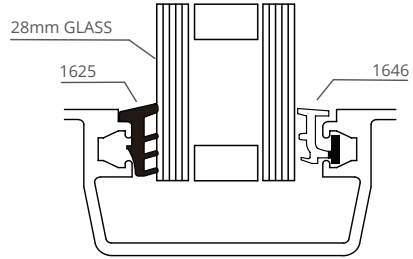
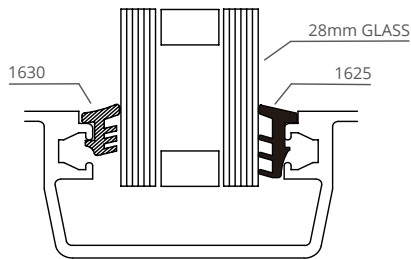
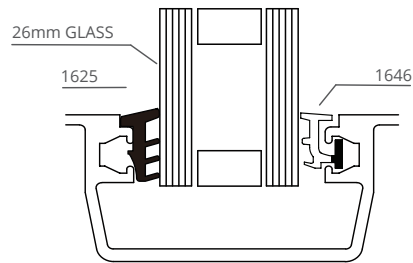
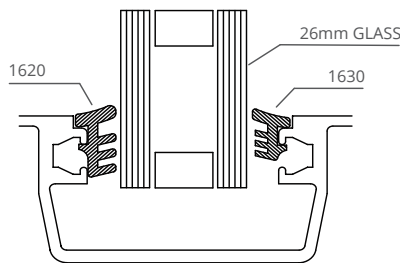
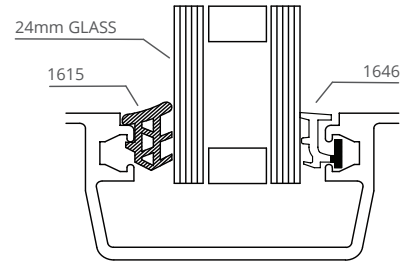
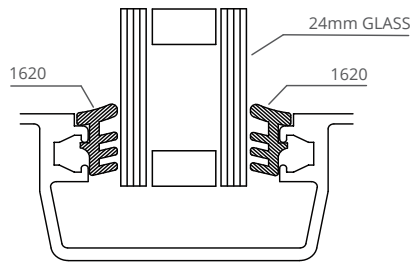
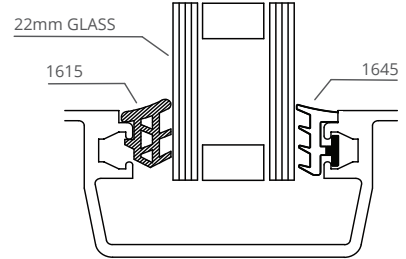
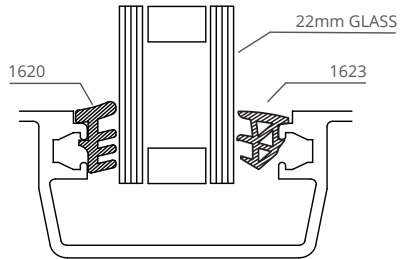
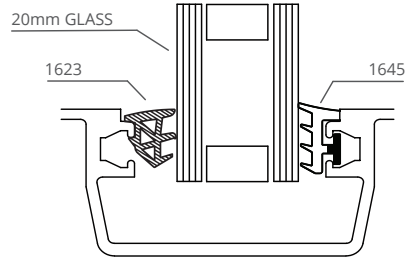
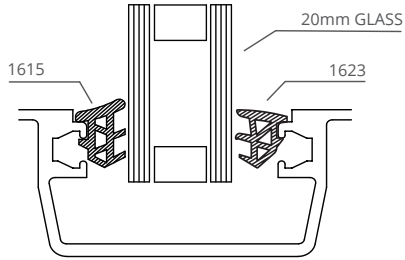
1630



1645 Captive



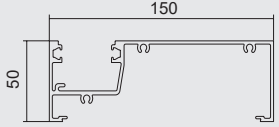
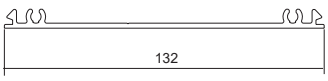

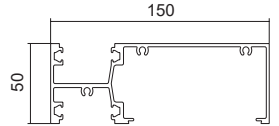

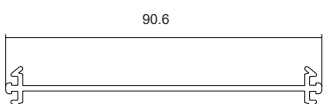


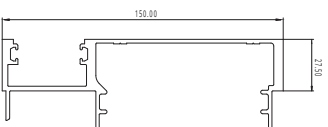
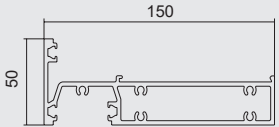
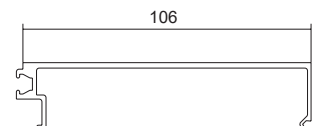
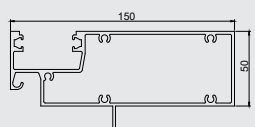
1646 Captive



Note: When using a DGF4510 Pocket Reducer, refer to "100mm Front Single Glazing" chart.

* For more glazing options, please refer to your Darley Wall Chart or technical manual.

150MM X 50MM FRONT DOUBLE GLAZED

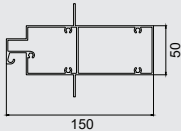
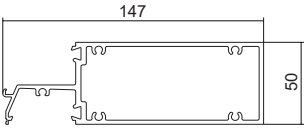
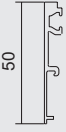
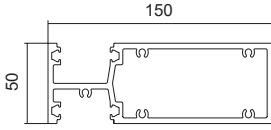
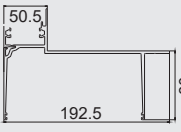

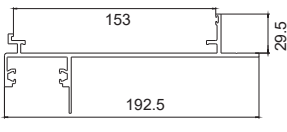

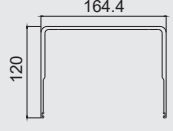

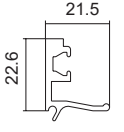
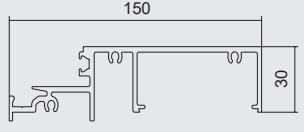
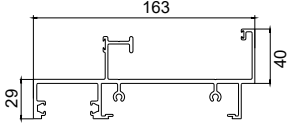

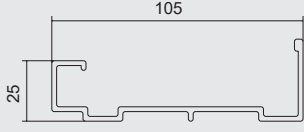
	Code	Description
	DGF6561	150mm Front Double Glazed Main Frame Fits With: DGF4506/4510/4516/4519/JM2865/TJ685
	JM2865	132mm Flat Filler Fits With: DGF6561
	TJ685	Back to Back Adapter Fits With: DGF6561
	DGF6564	Transom Fits With: DGF4506/4510/4516/4519/TJ305
	TJ305	Flush Adaptor Fits With: DGF6564
	TJ385	100mm Back To Back Adaptor Fits With: DGF6564
	DGF6582	Expansion Mullion Female Fits With: DGF4506/4516/4519/6583  1660
	DGF6583	Expansion Mullion Male Fits With: DGF4506/4516/4519/6582
	DGF6569	Transom Sill Fits With: DGF4506/4510/4516/4519/6570
	DGF6570	Internal Glazing Bead Fits With: DGF6569/4510
	DGF6572	150mm Hook Awning Head/Transom/ Sill With Double Glazed Pocket

NEW

 Key hardware.

Please note: - All lengths are Metres
- All lengths are 6.5m unless otherwise specified.

150MM X 50MM FRONT DOUBLE GLAZED

	Code	Description
	CDG6729	150mm Hook Awning Transom
	DGF6571	Transom Sill Fits With: FGS412/DGF4510
	FGS412	Face Bead Fits With: FGS411/611/DGF6571/4510/4571
	DGF6576	Mullion / Transom Fits With: DGF4506/4510/4516/4519
	DGF6563	150mm Double Glazed Spandrel Sub Head Fits With: FGS403 & FB10030  1601;1710
	DGF6562	150mm Double Glazed Spandrel Sub Sill Fits With: TJ6155  1601
	TJ6155	150mm Sub Head, 120mm Deep  1601;1710
	DGF6503	Bead to Suit DGF6574
	DGF6574	Male Stack Sill Fits With: DGF6503/4510/4516/4519/6575
	DGF6575	Female Stack Sill Fits With: DGF4510/4516/4519/6573/6574  1660;1710
	DGF6573	Stiffener Fits With: DGF6575

NEW

Commercial Framing • Double Glazed



Key hardware.

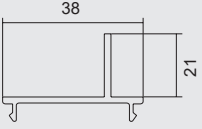
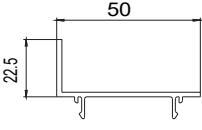
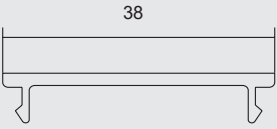
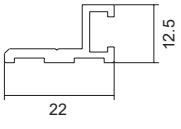

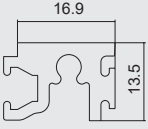
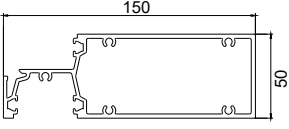
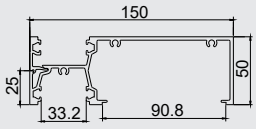
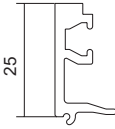
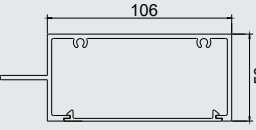
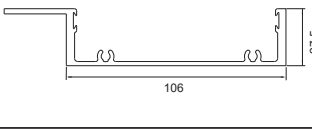

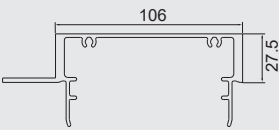
Please note: - All lengths are Metres
- All lengths are 6.5m unless otherwise specified.



Technical guidance recommended







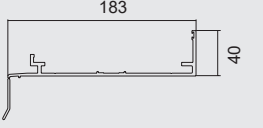



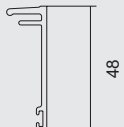

150MM X 50MM FRONT DOUBLE GLAZED

	Code	Description
	DGF4516	36 Awning Sash Stop Fits With: DGF6561/6564/6569/6574/ DGF6575/6576/6582/6583 Suits: TJ722/723/724
	DGF4519	FDG Clip-In Awning Sash Stop Fits With: DGF6561/6564/6569/6574/ DGF6575/6576/6582/6583 Suits: TJ741
	DGF4506	Pocket Filler Fits With: DGF6561/6564/6569/6574/ DGF6575/6576/6582/6583
	JM2809	Plant On Door Stop - See Also JM2810/2811  1610;1611;1614
	DGF4510	16mm Glazing Pocket Reducer Fits With: All DGF Sections
	DGF6579	Structural Transom Fits With: FGS403
	DGF6580	Open Sill Transom Fits With: TJ305/385/FGS403
	FGS403	External Bead Fits With: DGF6579/6580
	DGF6581	Structural Transom* Fits With: TJ305/385
	DGF6584	150mm Blind Female Mullion* Fits With: DGF6585  1600
	DGF6585	150mm Blind Male Mullion* Fits With: DGF6584

 Key hardware.

Please note: - All lengths are Metres
- All lengths are 6.5m unless otherwise specified.

150MM X 50MM FRONT DOUBLE GLAZED

	Code	Description
	TJ6157C	150mm Sub Head Fits With: TJ151/152/FG601  1601;1710
	TJ6156	150mm Sub Sill Slotted  1601
	TJ679	High Performance 150mm Sub Sill Slotted  1601
	TJ6158	150mm 2 Part Sub Head / Jamb  1601
	TJ6159	2 Part Sub Head / Jamb Cover Fits With: TJ6158  1601

Commercial Framing • Double Glazed


 Key hardware.

Please note: - All lengths are Metres
- All lengths are 6.5m unless otherwise specified.

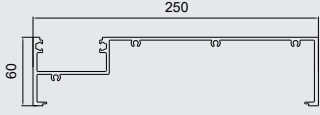
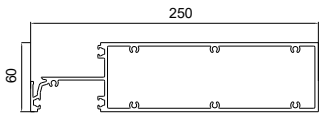
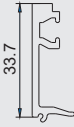
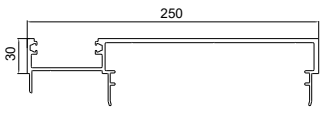
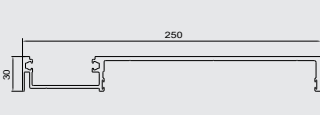
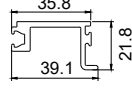
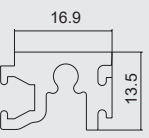
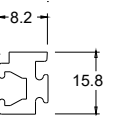
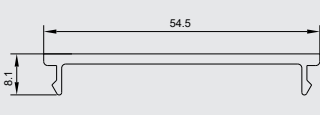
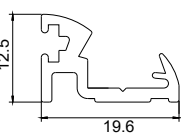
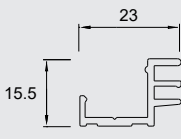


250MM X 60MM FRONT DOUBLE GLAZED

250MM X 50MM FRONT DOUBLE GLAZED			
GLASS THICKNESS	SPECIFIC PROFILES REQUIRED	CHANNEL REQUIRED	POCKET SIZE
6mm	1x DGF908 Reducer	1615 - 1615 1620 - 1645	50MM
8mm		1620 - 1620 1625 - 1645	
10mm		1625 - 16255 1620 - 1646	
12mm		1630 - 1630	
20mm	1x DGF4510 Reducer	1615 - 1615 1615 - 1622 1623 - 1645	
22mm		1630 - 1623 1625 - 1633 1633 - 1645	
24mm	2x CDG4308 Reducers	1615 - 1615 1620 - 1645	
26mm		1625 - 1625 1630 - 1630	
28mm		1630 - 1630	
30mm		1x CDG4308 Reducer	
32mm	1615 - 1623 1615 - 1645		
34mm	1620 - 1620 1615 - 1625 1925 - 1645		
36mm	1625 - 1625 1625 - 1630		
38mm	1620 - 1623 1620 - 1622 1615 - 1630		
40mm	1615 - 1620 1620 - 1645		
42mm	1620 - 1620 1615 - 1630 1625 - 1645		
44mm	1625 - 1630		



250MM X 60MM FRONT DOUBLE GLAZED

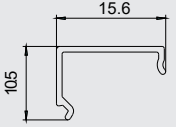
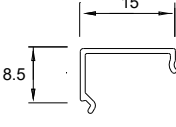
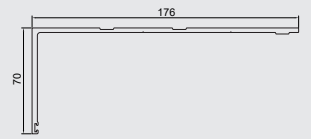

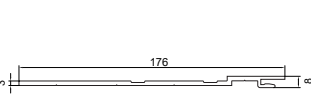
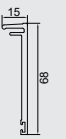

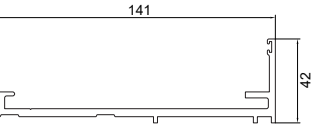

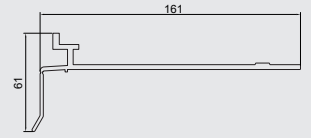
	Code	Description	
	DGF901	250mm Frame Front Double Glazed	NEW
	DGF902	250mm Sill/Transom Front Double Glazed	NEW
	DGF903	250mm External Bead Front Double Glazed	NEW
	DGF910	250mm Male Mullion Front Double Glazed Fits With: DGF911	NEW
	DGF911	250mm Female Mullion Front Double Glazed Fits With: DGF910	NEW
	DGF908	50mm Pocket Reducer For Single Glazed	NEW
	DGF4510	16mm Glazing Pocket Reducer	NEW
	CDG4308	8mm Glazing Pocket Reducer	
	DG5006	50mm Pocket Filler Centre Double Glazed	
	TJ773	Plant On Door Stop Key 1601;1675	
	CGM809	Plant On Door Stop Length: 3 Fits With: JM2811 or 1688 Key 1683	

Commercial Framing • Double Glazed

 Key hardware.

Please note: - All lengths are Metres
- All lengths are 6.5m unless otherwise specified.












250MM X 60MM FRONT DOUBLE GLAZED

	Code	Description	
	JM2811	Cover to Suit Plant On Door Stop Fits With: JM2810 & CGM809	
	1688	PVC Cover for Plant on Door Stop Fits With: JM2810 & CGM809	
	TJ1001	200/250mm Self-Mating Subhead/Jamb 70mm Tall Fits With: TJ1001/TJ1004  1601	NEW
	TJ1004	200/250mm 3 Part Subhead/Jamb 70mm Tall Fits With: TJ1001	NEW
	TJ6170	Subhead/Jamb Cover 70mm Tall Fits With: TJ1004  1601	NEW
	TJ1002	200/250mm Sub Sill Back/Internal Section Fits With: TJ1003  1601	NEW
	TJ1003	200/250mm Sub Sill Front/External Section Fits With: TJ1003	NEW

 Key hardware.

Please note: - All lengths are Metres
- All lengths are 6.5m unless otherwise specified.












DOUBLE GLAZED COMPONENTS

	Code	Description	U.O.M	BOX QTY.
	1474	Foam Seal - 1050 Pieces Roll Suits: 100mm Front Glazed Single	Roll	1
	1475	Foam Seal - 1120 Pieces Roll Suits: 150mm Front Glazed Single	Roll	1
	1495	Foam Plug Suits: Double Glazed Framing To (9 Per Sheet)	Roll	1
	1610-M100	6mm Door Stop - 100m Suits: TJ306	Roll	1
	1614	Door Stop Rubber - Large 200m Suits: TJ306	Roll	1
	1611	Weatherstrip 90-900 Black - 150m Roll	Roll	1
	1615	Glazing Wedge PVC - 200m Roll	Roll	1
	1620	Glazing Wedge PVC - 200m Roll	Roll	1
	1625	Glazing Wedge PVC for 8.38mm Glass - 250m Roll	Roll	1
	1630	Glazing Wedge PVC - 200m Roll	Roll	1
	1623	Glazing Wedge - 100m Roll	Roll	1




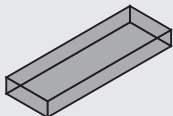
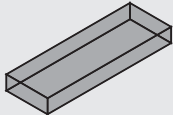
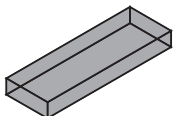
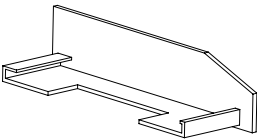
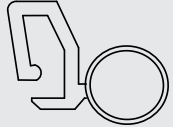


Key hardware.

DOUBLE GLAZED COMPONENTS

	Code	Description	U.O.M	BOX QTY.
	1645	Glazing Wedge Captive Co-Extruded Santoprene - 100m Roll Suits: Front Glazed 6mm Glass	Roll	1
	1646	Glazing Wedge Captive Co-Extruded Santoprene - 100m Roll Suits: Front Glazed	Roll	1
	1647	Glazing Wedge Captive Co-Extruded Santoprene - 100m Roll Suits: 10.38/12.38mm Front Glazed	Roll	1
	1660	V Seal (Mullion Rubber) - 500m Roll	Roll	1
	1900-M	Frame Packers - 1.5mm X 90mm - Blue 100/Bag	Bag	N/A
	1901-M	Frame Packers - 3mm X 90mm - Green 100/Bag	Bag	N/A
	1902-M	Frame Packers - 5mm X 90mm - Ochre 100/Bag	Bag	N/A
	1903-M	Frame Packers - 10mm X 90mm - Black 100/Bag	Bag	N/A
	1906	Aluminium Frame Packers 1mm - 100/Bag	Bag	N/A
	1907	Aluminium Frame Packers 2mm - 100/Bag	Bag	N/A
	1908	Aluminium Frame Packers 5mm - 100/Bag	Bag	N/A

 Key hardware.



DOUBLE GLAZED COMPONENTS

	Code	Description	U.O.M	BOX QTY.
	1909	Aluminium Frame Packers 10mm - 100/Bag	Bag	N/A
	1910	Setting Blocks 3mm Thick - Bag of 1,000	Bag	N/A
	1911	Setting Blocks 5mm Thick - Bag of 1,000	Bag	N/A
	1912	Setting Blocks 10mm Thick - Bag of 500	Bag	N/A
	1977	Setting Blocks 5mm X 25mm - 3m Self Adhesive - Bag of 200	Bag	N/A
	1978	Setting Blocks 10mm X 25mm - 3m Self Adhesive - Bag of 200	Bag	N/A
	1979	Setting Blocks 3mm X 10mm X 25mm - 3m Double Sided Tape - Bag of 200	Bag	N/A
	1930	End Cap To Suit 100mm Subsills - Bag of 50 Pairs (Left & Right)	Bag	N/A
	1608	Co-Expansion Seal - 2.7m	Roll	N/A
	1960	Lanotec General Purpose Liquid Lanolin 400g	Tube	12
	1961	Lanotec "Citra Force" Cleaner Degreaser 400g	Tube	12



Key hardware.

DOUBLE GLAZED COMPONENTS

	Code	Description	U.O.M	BOX QTY.
	BDX-CV-CS-G/H/AW	CityView CDG & CSG Frame / Hinged / Hook Awning Hydraulic Tool		
	BDX-CV-DGF-AW	CityView Front Double Glazed Framing & Hook Awning Hydraulic Tool		

 Key hardware.



Experience Unrivalled Panoramic Views with the CityView Architectural Sliding Door System

The CityView Architectural Sliding Door is the ideal choice for commercial projects, offering panoramic views, maximum natural light, and optimal airflow. Its stylish and modern aesthetic enhances any space, making it perfect for those seeking an elegant and functional solution.

Choose the CityView range of commercial windows and doors for unparalleled quality and a sophisticated aesthetic in your next project.

Key Features & Benefits

- Easy to fabricate & install
- Meets & exceeds AS2047
- BAL40 Bushfire rated*
- WERS rated for energy efficiency



W
E
N



Scan the QR
Code to find
out more

 cityView™

CAPPED FRONT GLAZED SUITES



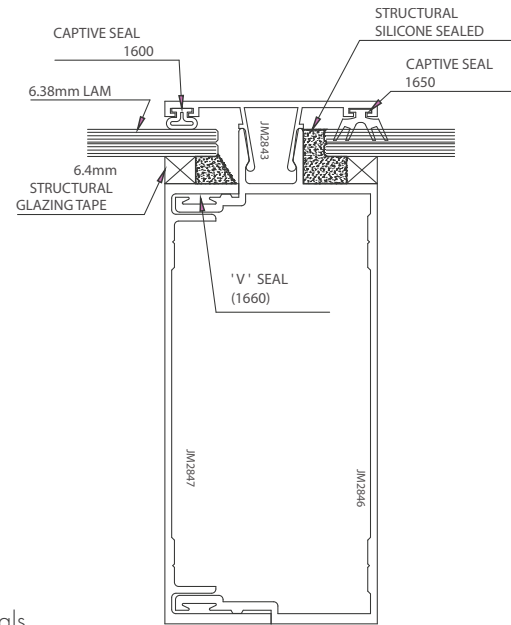
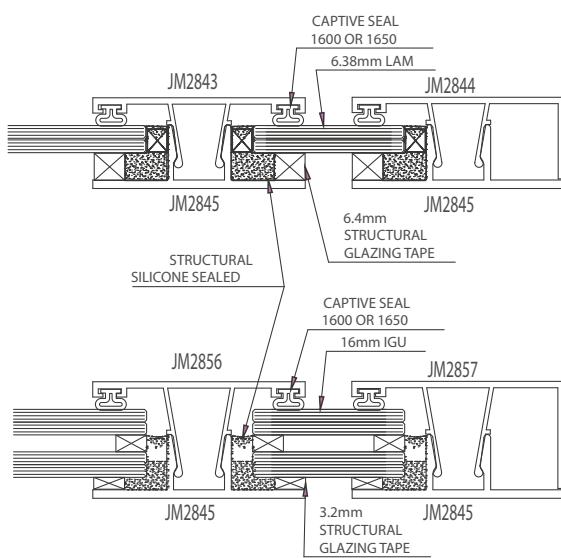
103mm x 50mm



150mm x 50mm

BASE JM2845, JM2841, JM2861, JM2846

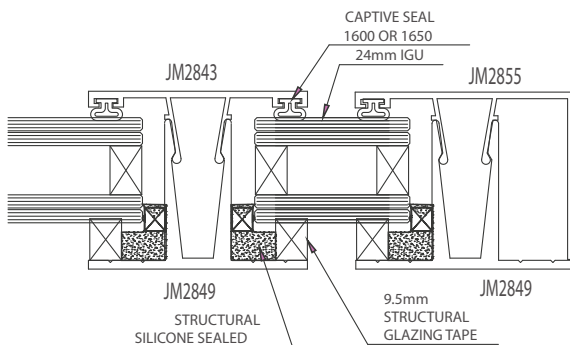
GLASS	SUITABLE GLAZING TAPE	TAPE CODE	SNAP CAP
6mm	12mm x 6.4mm Structural Tape	1453A	JM2843/JM2844
8mm	12mm x 4.8mm Structural Tape	1401	JM2843/JM2844
10mm	12mm x 3.2mm Structural Tape	1400	JM2843/JM2844
10mm	12mm x 9.5mm Structural Tape	1403	JM2856/JM2857
12mm	12mm x 6.4mm Structural Tape	1402	JM2856/JM2857
13-14mm	12mm x 4.8mm Structural Tape	1401	JM2856/JM2857
16mm	12mm x 3.2mm Structural Tape	1400	JM2856/JM2857



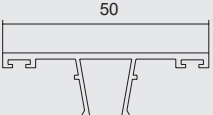
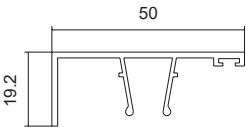
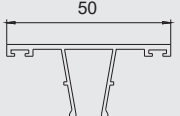
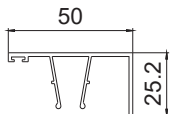
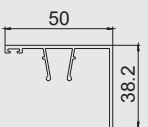
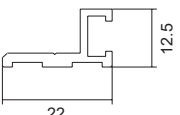
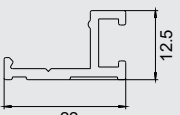
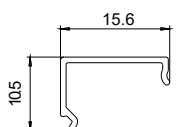
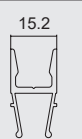
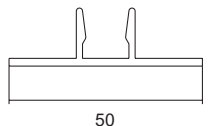
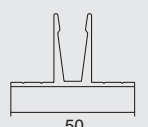
Recommended glazing method: Wet glazed using continuous silicone seals.
Glass cutting size: Daylight Size +25mm.

BASE JM2849, JM2871

GLASS	SUITABLE GLAZING TAPE	TAPE CODE	SNAP CAP
22mm	12mm x 9.5mm Structural Tape	1403	JM2843/2855
24mm	12mm x 9.5mm Structural Tape	1403	JM2843/2855
26mm	12mm x 6.4mm Structural Tape	1453A	JM2843/2855
28mm	12mm x 3.2mm Structural Tape	1400	JM2843/2855



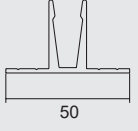
CAPPED FRONT GLAZED SECTIONS

	Code	Description
	JM2843	Snap Cap - 16mm Gap Fits With: JM2841/2845/2846/2849 JM2861/2866 Key 1601;1650
	JM2844	Snap Cap With Legs - 16mm Gap Fits With: JM2841/2845/2846/2849/ JM2861/2866 Key 1601;1650
	JM2856	Snap Cap - 22mm Gap Fits With: JM2845 To Suit 12-16mm Glass Key 1601;1650
	JM2857	Snap Cap With Legs - 22mm Gap Fits With: JM2845 To Suit 12-16mm Glass Key 1601;1650
	JM2855	D/G Snap Cap With Extended - 35mm Gap - Leg with Keynote Suite JM2849/2850 Fits With: JM2841/2845/2846/2849 JM2861/2866 Key 1601;1650
	JM2809	Plant On Door Stop Fits With: JM2841/2846/2847/2861/ JM2866/2867/2868 Key 1610;1611;1614
	JM2810	Plant On Door Stop With Cover Fits With: JM2811 or 1688 PVC Key 1610;1611;1614
	JM2811	Cover to Suit Plant On Door Stop Fits With: JM2810
	JM2850	Double Glazed Adaptor for Capped Frame Fits With: JM2841/2842/2845/2861/2866
	JM2845	Plant On Base Fits With: JM2843/2844
	JM2849	Double Glazed Plant On Base Fits With: JM2843/2844/2855

 Key hardware.

Please note: - All lengths are Metres
- All lengths are 6.5m unless otherwise specified.

CAPPED FRONT GLAZED SECTIONS

	Code	Description
 <p>50</p>	1688	PVC Cover for Plant on Door Stop Length: 3.5 Fits With: JM2810 & CGM809

Commercial Framing • Capped Front Glazed

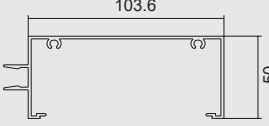
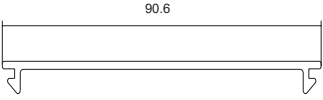



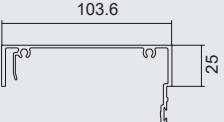
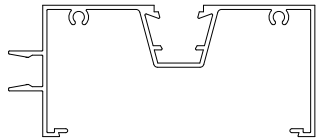
 Key hardware.

*Please note: - All lengths are Metres
 - All lengths are 6.5m unless otherwise specified.*

darleyaluminium.com.au.

* Disclaimer: Engineering required as per project.

103MM X 50MM CAPPED FRONT GLAZED

	Code	Description
	JM2841	103mm Main Frame Fits With: TJ305/304/ JM2843/2844/2856/2857
	TJ305	Flush Adaptor Fits With: TJ301/302/367/308/ JM2841/2842
	JM2846	Expansion Mullion Male Fits With: JM2843/2844/2847/2856/2857  1660
	JM2847	Expansion Mullion Female Fits With: JM2846
	JM2848	Self Mating Mullion 1660
	JM2842	103mm Main Frame

AVAILABLE
VIC ONLY

AVAILABLE
VIC ONLY

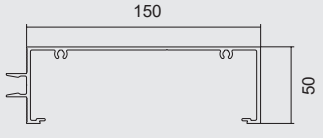
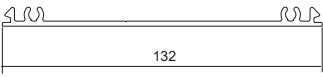
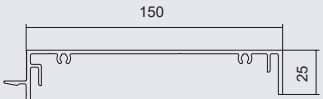
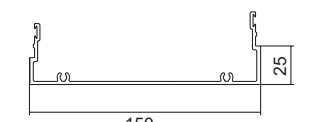
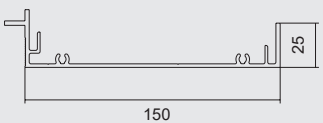
Commercial Framing • Capped Front Glazed



Key hardware.

Please note: - All lengths are Metres
- All lengths are 6.5m unless otherwise specified.

150MM X 50MM CAPPED FRONT GLAZED

	Code	Description
	JM2861	150mm Main Frame Fits With: JM2843/2844/2865/2856/2857
	JM2865	132mm Flat Filler Fits With: JM2861
	JM2866	Mullion 150mm Female Fits With: JM2867/2843/2844/2856
	JM2867	Mullion 150mm Male Fits With: JM2866/2868 1660
	JM2868	Mullion 150mm Female Fits With: JM2867










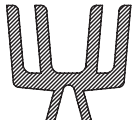

Commercial Framing • Capped Front Glazed



Key hardware.

Please note: - All lengths are Metres
- All lengths are 6.5m unless otherwise specified.









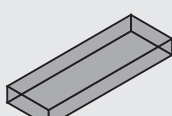
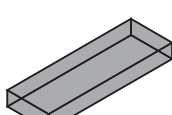
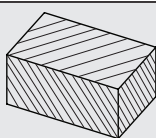
CAPPED FRONT GLAZED COMPONENTS

	Code	Description	U.O.M	BOX QTY.
	1400	Structural Spacer Tape - D/Sided Black Urethane - 3.2mm x 12mm - 15m Roll	Roll	25
	1401	Structural Spacer Tape - D/Sided Black Urethane - 4.8mm x 12mm - 15m Roll	Roll	25
	1402	Structural Spacer Tape - D/Sided Black Urethane - 6.4mm x 12mm - 15m Roll	Roll	25
	1403	Structural Spacer Tape - D/Sided Black Urethane - 9.5mm x 12mm - 7.5m Roll	Roll	25
	1600	Bulb Seal PVC - 250m Roll	Roll	1
	1601	Bulb Seal Co-Extruded - 100m Roll	Roll	1
	1610-M100	6mm Door Stop - 100m Suits: TJ306	Roll	1
	1611	Weatherstrip 90-900 Black - 150m Roll	Roll	1
	1614	Door Stop Rubber - Large 200m	Roll	1
	1650	Glazing Wedge Captive PVC - 200m Roll	Roll	1
	1660	V Seal (Mullion Rubber) - 500m Roll Suis: JM2843/2844	Roll	1



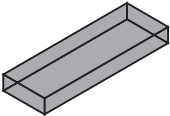
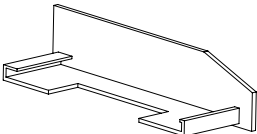
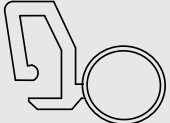
Key hardware.

CAPPED FRONT GLAZED COMPONENTS

	Code	Description	U.O.M	BOX QTY.
	1900-M	Frame Packers - 1.5mm X 90mm - Blue 100/Bag	Bag	N/A
	1901-M	Frame Packers - 3mm X 90mm - Green 100/Bag	Bag	N/A
	1902-M	Frame Packers - 5mm X 90mm - Ochre 100/Bag	Bag	N/A
	1903-M	Frame Packers - 10mm X 90mm - Black 100/Bag	Bag	N/A
	1906	Aluminium Frame Packers 1mm - 100/Bag	Bag	N/A
	1907	Aluminium Frame Packers 2mm - 100/Bag	Bag	N/A
	1908	Aluminium Frame Packers 5mm - 100/Bag	Bag	N/A
	1909	Aluminium Frame Packers 10mm - 100/Bag	Bag	N/A
	1910	Setting Blocks 3mm Thick - Bag of 1,000	Bag	N/A
	1911	Setting Blocks 5mm Thick - Bag of 1,000	Bag	N/A
	1912	Setting Blocks 10mm Thick - Bag of 500	Bag	N/A

 Key hardware.

CAPPED FRONT GLAZED COMPONENTS

	Code	Description	U.O.M	BOX QTY.
	1977	Setting Blocks 5mm X 25mm - 3m Self Adhesive - Bag of 200	Bag	N/A
	1978	Setting Blocks 10mm X 25mm - 3m Self Adhesive - Bag of 200	Bag	N/A
	1979	Setting Blocks 3mm X 10mm X 25mm - 3m Double Sided Tape - Bag of 200	Bag	N/A
	1930	End Cap To Suit 100mm Subsills - Bag of 50 Pairs (Left & Right)	Bag	N/A
	1608	Co-Expansion Seal - 2.7m	Roll	N/A
	1960	Lanotec General Purpose Liquid Lanolin 400g	Tube	12
	1961	Lanotec "Citra Force" Cleaner Degreaser 400g	Tube	12

Commercial Framing • Capped Front Glazed

 Key hardware.



AWNING & CASEMENT WINDOW

AWNING WINDOW CASEMENT WINDOW			
GLASS THICKNESS	WEDGE REQUIRED	TAPE REQUIRED	BEAD REQUIRED
6mm	1931	1451 (3.2mm)	TJ714
8mm	1623	1450 (1.6mm)	
10mm	1615	1451 (3.2mm)	
12mm	1620	1450 (1.6mm)	
16mm	1931	1451 (3.2mm)	TJ716
18mm	1931	1450 (1.6mm)	
20mm	1933	1450 (1.6mm)	
22mm	1615	1450 (1.6mm)	
24mm	1931	1451 (3.2mm)	TJ717
28mm	1623	1450 (1.6mm)	
30mm	1933	1450 (1.6mm)	



1615



1620



1623



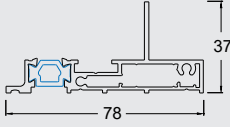

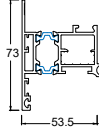

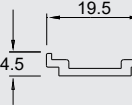
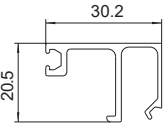

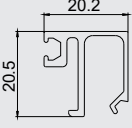

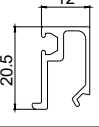

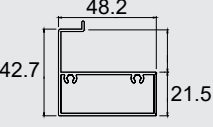

1931



1933



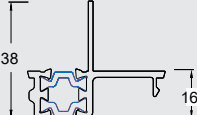
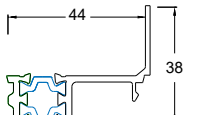
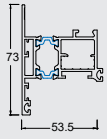

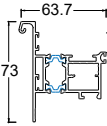

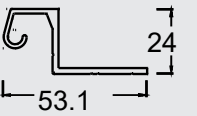

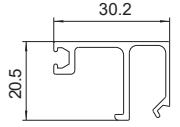

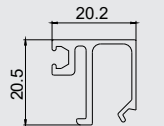

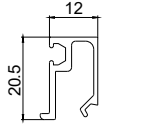

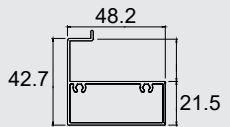

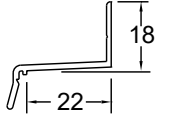
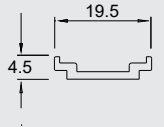
RECESSED AWNING & CASEMENT WINDOW SYSTEM

	Code	Description
	CG701	Awning/Casement Stop - Recessed  1864;5002
	CG702	Awning/Casement Sash  1864;2641;5002
	CGM001	Control Bar and Stay Packer - Roto Fit with CG702
	TJ714	6-12mm 50mm Awning Bead Fits With: CG702  1615;1620;1623;1931
	TJ716	16-22mm 50mm Awning Bead Fits With: CG702  1615;1931;1933
	TJ717	24-30mm 50mm Awning Bead Fits With: CG702  1623;1931;1933
	TJ734	Chain Winder Support  1080;1082;1090;1092














 Key hardware.

Please note: - All lengths are Metres
 - All lengths are 6.5m unless otherwise specified.

STANDARD AWNING & CASEMENT WINDOW SYSTEM

	Code	Description
	DTB026	Awning Stop Fits With: 100mm ClimateGuard Centre Glazed
	CG703	Awning Clip-in Stop Front Glazed Fits With: 100mm & 150mm ClimateGuard Front Glazed
	CG702	Awning/Casement Sash  1864;2641;5002
	CG704	Hook Awning Sash Fits With: CGM002  1864;2641;5002
	CGM002	50mm Plant-on Awning Hook Fits With: CG704  5021
	TJ714	6-12mm 50mm Awning Bead Fits With: CG702/704  1615;1620;1623;1931
	TJ716	16-22mm 50mm Awning Bead Fits With: CG702/704  1615;1931;1933
	TJ717	24-30mm 50mm Awning Bead Fits With: CG702/704  1623;1931;1933
	TJ734	Chain Winder Support  1080;1082;1090;1092
	KW069	Universal Head Flashing / Drip Mould
	CGM001	Control Bar and Stay Packer - Roto Fit with CG703 Fits With: CG702

AWNING & CASEMENT WINDOW HARDWARE

	Code	Description	U.O.M	BOX QTY.
	1080**	Whitco Mk8 Non-Locking Chainwinder - Standard 	Each	10
	1082	Whitco Mk8 Non-Locking Chainwinder - Black Non Corrosive	Each	10
	1090	Whitco Mk8 Locking Chainwinder - K/N 32381 - Standard 	Each	10
	1092	Locking Chainwinder - Black K/N 32381 - Non-corrosive	Each	NA
	1098-SQ	Chain Length Restriction Plug - Works with 1080, 1082, 1090, 1092	Each	10
	1099	Chainwinder Bracket - Black - Height = 20mm	Each	20
	1240	Awning Handle - Wedgeless - Right Hand - Black Non-Locking	Each	10
	1241	Awning Handle - Wedgeless - Left Hand - Black Non-Locking	Each	10
	1242	Awning Handle - Wedgeless - Right Hand - Black Locking	Each	10
	1243	Awning Handle - Wedgeless - Left Hand - Black Locking	Each	10
	1244	High Performance Cam Handle Lock - Right Hand - Black Non-Locking Suits: TJ741 - Right Hand - Black Non-Locking	Each	10

 Key hardware.








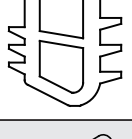
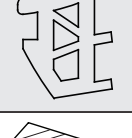
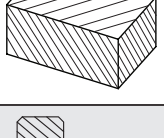
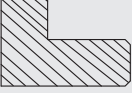


Please check your local branch for stock availability.

AWNING & CASEMENT WINDOW HARDWARE

	Code	Description	U.O.M	BOX QTY.
	1245	High Performance Cam Handle Lock 1 - Left Hand - Black Non-Locking Suits: TJ741 - Left Hand - Black Non-Locking	Each	10
	1246	High Performance Cam Handle Lock - Right Hand - Black Locking Suits: TJ741 - Right Hand - Black Non-Locking	Each	10
	1247	High Performance Cam Handle Lock - Left Hand - Black Locking Suits: TJ741 - Left Hand - Black Locking	Each	10
	1281	263mm Heavy Duty Stainless Steel Stay Awning - Weight = 50kg / Height = 762mm Casement - Weight 34.4kg / Width = 660mm Stack Height = 16mm	Pair	25pr
	1282	414mm Heavy Duty Stainless Steel Stay Max Awning - Weight = 63kg / Height = 1120mm LW - Weight 37kg / Width = 800mm Stack Height = 16mm	Pair	25pr
	1283	567mm Heavy Duty Stainless Steel Stay Max Awning - Weight = 74kg / Height = 1321mm LW - Weight 42kg / Width = 800mm Stack Height = 16mm	Pair	25pr
	1213	683mm Heavy Duty Stainless Steel Stay Max Awning - Weight = 90kg / Height = 1800mm Stack Height = 16mm	Pair	25pr
	1284	724mm Heavy Duty Stainless Steel Stay Awning - Weight = 130kg / Height = 2000mm Stack Height = 16mm	Pair	25pr
	1285	Stainless Steel Restrictor Stay - Heavy Duty	Pair	25pr
	1450	Glazing Tape - D/Sided Black PVC - 1.6mm x 12mm - 50m Roll	Roll	20
	1451	Glazing Tape - D/Sided Black PVC - 3.2mm x 12mm - 25m Roll	Roll	20

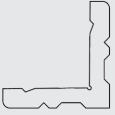


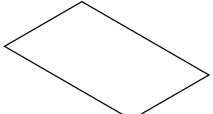
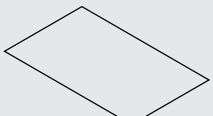

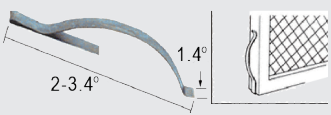




AWNING & CASEMENT WINDOW HARDWARE

	Code	Description	U.O.M	BOX QTY.
	1600	Bulb Seal PVC - 250m Roll	Roll	1
	1601	Bulb Seal Co-Extruded - 100m Roll	Roll	N/A
	2641	Qlon - Push in - 400m Roll Suits: CG702 & CG704	Roll	N/A
	1615	Glazing Wedge PVC - 200m Roll	Roll	1
	1620	Glazing Wedge PVC - 200m Roll	Roll	1
	1623	Glazing Wedge - 100m Roll	Roll	1
	1630	Glazing Wedge PVC - 200m Roll	Roll	1
	1931	Glazing Wedge - 100m Roll	Roll	1
	1933	Glazing Wedge - 125m Roll	Roll	1
	1912	Setting Blocks 10mm Thick - Bag of 500	Bag	N/A
	1864	50mm Sash Corner Plate	Bag	100



Key hardware.

AWNING & CASEMENT WINDOW HARDWARE

	Code	Description	U.O.M	BOX QTY.
	5002	Corner Stake Fits: CG701/702/704	Each	100
	5021	Awning Hook End Cap - Bag of 20 Pairs Fits: CGM002	Bag	N/A
	1495	Foam Plug To Suit Double Glazed Framing (9 Per Sheet)	Sheet	1
	1441	150mm Framing Gaskets - Roll of 820pcs Suits: 150mm Framing	Roll	1
	1442	100mm Framing Gaskets - Roll of 820pcs Suits: 100mm Framing	Roll	1
	2680	Corner stake to suit HFF180 (plastic) Suits: HFF180 (Plastic)	Each	500
	1850	Fly Screen Springs	Each	100
	2850	Plunger Pins - Metal *Hole Size 5mm	Bag	100
	1660	V Seal (Mullion Rubber) - 500m Roll	Roll	1
	1710	Weatherstrip 48-425 Black - 625m Roll	Roll	1
	1938	Universal Subsill End Cap Bag of 25 Pairs (Left & Right)	Bag	N/A

AWNING & CASEMENT WINDOW HARDWARE

	Code	Description	U.O.M	BOX QTY.
	5003	Roto Corner Drive Kit (includes 2 x Strikers)	Each	N/A
	5004	Roto Strike Kit (includes 2 x Insertable Mushroom Cam 9.8mm, 2 x Strikers)	Set	N/A
	5005	Roto Awning Kit* For Heights 501 - 700mm	Set	N/A
	5006	Roto Awning Kit* For Heights 701 - 1200mm	Set	N/A
	5007	Roto Awning Kit* For Heights 1201 - 1500mm	Set	N/A
	5008	Roto Awning Kit* For Heights 1501 - 2400mm	Set	N/A
	5009	Roto Casement Kit** For Widths 380 - 550mm - Up 45kg	Set	N/A
	5010	Roto Casement Kit** For Widths 551 - 700mm - Up 45kg	Set	N/A
	5011-BLK	Roto Handle w/o Fork - Black	Each	N/A
	5011-SLV	Roto Handle w/o Fork - Silver	Each	N/A
	5011-WH	Roto Handle w/o Fork - White	Each	N/A



Key hardware.



SLIDING WINDOW

SLIDING WINDOW		
GLASS THICKNESS	CHANNEL RUBBER REQUIRED	POCKET SIZE
24mm	1652	33mm
28mm	1653	
30mm	1654	



1652



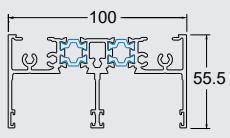

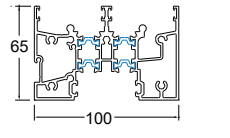
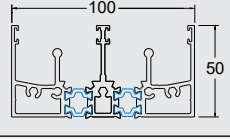

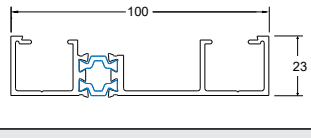
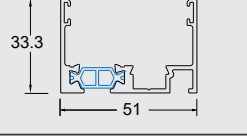

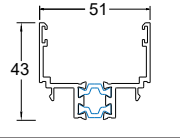

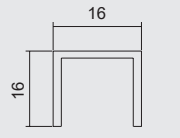
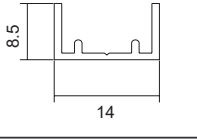
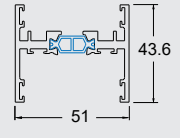

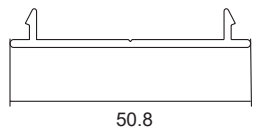

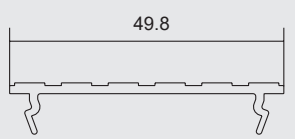

1653



1654



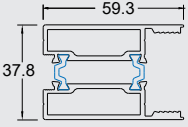
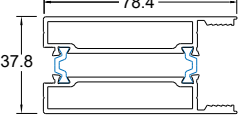
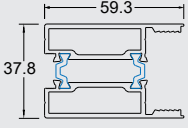

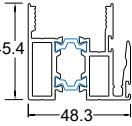

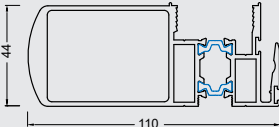

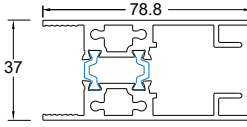
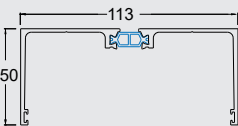

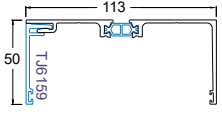

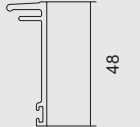

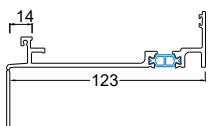

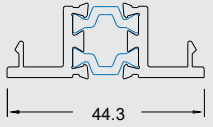
SLIDING WINDOW SYSTEM

	Code	Description
	CGSD401	100mm Head  1721
	CGSD403	Self-draining Transom Sill
	CGSD402	100mm Sill  1721
	CGSD100	100mm Door Jamb
	CGSD111	Sliding Door Receiver Channel  1698;1721
	CGSD113	Sliding Door Clip In Receiver Channel  1721
	DT3355	Jamb Flyscreen Channel & Top Track 16mm x 16mm x 1.6mm
	DT3553	Interlock Flyscreen Channel
	CGSD109	Meeting Receiver Channel  1721;2610
	SD128	Track Filler Fits With: CGSD111/113/401/402/403  1598
	SD603	Universal Threshold / Filler Fits SD605/607 Fits With: CGSD111/113/401/402/403  1598

 Key hardware.

Please note: - All lengths are Metres
- All lengths are 6.5m unless otherwise specified.

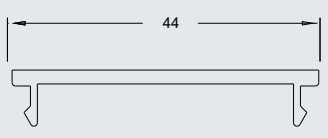
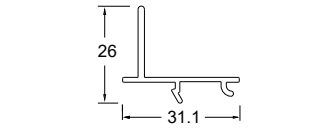
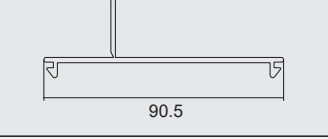
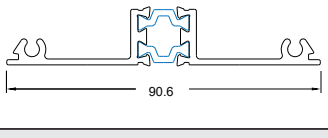


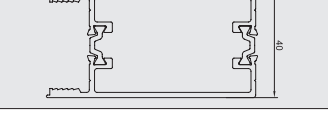
SLIDING WINDOW SYSTEM

	Code	Description
	CGSD123	Slim Stile
	CGSD124	Standard Door Stile
	CGSD125	Standard Interlock  1721;1672;4006
	CGSD151	Medium Box Interlock  1721;1672;1678;4006
	CGSD152	Heavy-duty Box Interlock  1721;1672;1679;4006
	CGSD127	Rail
	DTB101	100mm Subhead  1601;1710
	DTB103	100mm Subhead/Jamb  1601
	TJ6159	2 Part Sub Head / Jamb Cover Fits With: DTB103/153  1601
	DTB102	100mm Subsill  1601;1926
	CGDG106	Mainframe Pocket Filler Fits With: CGDG101/135, CGFG301

 Key hardware.

Please note: - All lengths are Metres
- All lengths are 6.5m unless otherwise specified.

SLIDING WINDOW SYSTEM










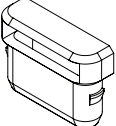

	Code	Description
	CGM106	Mainframe Pocket Filler - Non-thermal Fits With: CGDG101/135, CGFG301
	CGSD342	Reveal Adaptor Fits With: CGSD100/401
	TJ342	Reveal Clip-In Fits With: CGDG101/135, CGFG301
	CGDG118	Flush Adaptor Fits With: CGDG101
	TJ305	Flush Adaptor Fits With: CGDG101/135, CGFG301, CGSD100/401
	TJ385	100mm Back To Back Adaptor Fits With: CGDG101/135, CGFG301, CGSD100/401
	CGSD122	Mortice Door Stile Fits With: CGDG101/135, CGFG301, CGSD100/401
AVAILABLE VIC ONLY		

ClimateGuard • Sliding Window System

 Key hardware.

Please note: - All lengths are Metres
- All lengths are 6.5m unless otherwise specified.

SLIDING WINDOW HARDWARE

	Code	Description	U.O.M	BOX QTY.
	1652	Glazing Channel To Suit 24mm Glass - 40m Roll	Roll	N/A
	1653	Glazing Channel To Suit 28mm Glass - 40m Roll	Roll	N/A
	1654	Glazing Channel To Suit 30mm Glass - 40m Roll	Roll	N/A
	1926	Sill Drain Flap - Fire Rated - 300m Roll	Roll	N/A
	1672	Interlock Cushion - 100m Roll Suits: CGSD125/151/152	Roll	N/A
	1601	Bulb Seal Co-Extruded - 100m Roll	Roll	N/A
	1721	Weatherstrip 67-525 Black with Fin - 400m Roll	Roll	5
	2610	Fringe Pile 16mm x 300m Roll Black	Roll	N/A
	1710	Weatherstrip 48-425 Black - 625m Roll	Roll	N/A
	1990	Sill Plug - Black - Bag of 80 (60 plugs & 20 slotted)	Bag	N/A
	1698	Thermal cover strip - 300m Roll	Roll	N/A

SLIDING WINDOW HARDWARE


	Code	Description	U.O.M	BOX QTY.
	1834	Hole Plug 10mm (Bag of 200)	Bag	N/A
	4005	Sliding Panel Block (Top & Bottom) Bag of 10 pairs	Bag	N/A
	4006	Fixed Panel Block (top & bottom) bag of 10 pairs	Bag	N/A
	1678	Rubber Interlock Block Suits: CGSD151	Each	N/A
	1679	Rubber Interlock Block Suits: CGSD152	Each	N/A
	1673	Buffer Stop PVC - 90mm	Each	N/A
	1673-150	Buffer Stop PVC - 150mm	Each	N/A
	1058	Door/Window Stopper - Black	Each	N/A
	1598	End Cap Threshold. Suits SD603 -Bag of 10 pairs Suits: SD603	Each	N/A
	1442	100mm Framing Gaskets - Roll of 820pcs	Roll	N/A
	1963	Univeral Sliding Window & DH Stop Packer - Bag of 20 Fits: 1963	Bag	N/A

 Key hardware.

SLIDING WINDOW HARDWARE

	Code	Description	U.O.M	BOX QTY.
	1964	Universal Sliding Window Stop Packer - Bag of 20 Fits: 1963	Bag	N/A
	1965	Adjustable Anti-lift Block	Pair	N/A
	1850	Fly Screen Springs	Each	100
	2680	Corner stake to suit HFF180 (plastic)	Each	500
	1495	Foam Plug To Suit Double Glazed Framing (9 Per Sheet) Suits: Double Glazed framing	Roll	1
	1912	Setting Blocks 10mm Thick - Bag of 500	Bag	N/A
	1938	Universal Subsill End Cap Bag of 25 Pairs (Left & Right)	Bag	N/A
 ANTHONY INNOVATIONS SLIDING WINDOW HARDWARE				
	1804	Sliding Window Wheel - 40kg	Each	100
	1800	Anthony Innovations 9017NA - Roller for Single Wheel Sliding Door - 40kg	Each	100
	1801	Anthony Innovations 9017DNA - Roller for Dual Wheel Sliding Door - 80kg	Each	100












SLIDING WINDOW HARDWARE

	Code	Description	U.O.M	BOX QTY.
	1802	Anthony Innovations TraXtar Duo, high performance - 110kg	Each	50
	1808	Anthony Innovations Quad Roller - 150kg	Each	50
	1803	Fixed Panel Adjustment Block	Each	100
 LOCKWOOD ASSA ABLOY LOCKWOOD SLIDING WINDOW HARDWARE				
	1271	Keyed Sliding Window Lock - Black	Each	100
	1274	Slimline Sliding Window Lock - Black	Each	20
	1252-**	ONYX Lock - D Inner/Slim Outer, 5 Pin Cyl - K/D, Surface Strike	Each	10
	1352**	ONYX Lock - D Inner/Slim Outer, 5 Pin Cyl - K/N J031, Surface Strike	Each	10
	1253	ONYX Lock-D Inner/Slim Outer, 5 Pin Cyl - K/D, Surface Strike Satin Chrome	Each	10
	1254-**	ONYX Lock - Slim Inner/Slim Outer, 5 Pin Cyl- K/D, Surface Strike	Each	10
	1354**	ONYX Lock - Slim Inner/Slim Outer, 5 Pin Cyl- K/N J031, Surface Strike	Each	10



Key hardware.

SLIDING WINDOW HARDWARE

	Code	Description	U.O.M	BOX QTY.
	1255	ONYX Lock - Slim Inner/Slim Outer, 5 Pin Cyl- K/D, Surface Strike Satin Chrome	Each	10
	1256	ONYX Extra Wide Strike - Black	Each	10
	1257	ONYX Extra Wide 25mm Strike - Satin Chrome	Each	10
	1260-BL	ONYX Lock Handle Packer - Black	Each	10
	1260-SCA	ONYX Lock Handle Packer - Silver	Each	10
	1261	ONYX Lock Handle Packer - Satin Chrome	Each	10
 AUSTRAL YARRA LOCKS & CYLINDERS <small>Expect to be protected</small>				
	1258 - BLK	Yarra View Edge Sliding Door Lock- Black - 25mm Striker Plate 2 Cylinders required: 1268 or 1269	Each	5
	1258 - WH	Yarra View Edge Sliding Door Lock- White - 25mm Striker Plate		
	1358-BL	Yarra View Ridge Sliding Glass Window Deadlock - Black	Each	N/A
	1258 - SCA	Yarra View Edge Sliding Door Lock- Silver - 25mm Striker Plate		

ClimateGuard • Sliding Window System

 Key hardware.

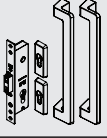
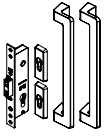
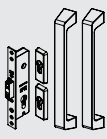
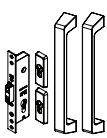
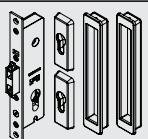
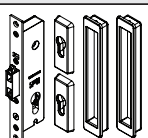





SLIDING WINDOW HARDWARE

	Code	Description	U.O.M	BOX QTY.
	1258 - BLK	Yarra View Edge Sliding Door Lock- Black - 25mm Striker Plate 2 Cylinders required: 1268 or 1269	Each	5
	1268	C4 5 Pin Cylinder Yarra View - K/Alike - Single Cylinder only, key No is 249	Bag	10
	1258 - SCA	Yarra View Edge Sliding Door Lock- Silver - 25mm Striker Plate 2 Cylinders required: 1268 or 1269	Each	N/A
	1269	C4 5 Pin Cylinder Yarra View - K/Differ - Single Cylinder Only	Bag	10
	1258 - WH	Yarra View Edge Sliding Door Lock- White - 25mm Striker Plate 2 Cylinders required: 1268 or 1269	Each	N/A
	1269-KAP	C4 5 Pin Cylinder Yarra View- K/Alike - In Pairs for Double Cylinders Lock	Bag	5
	1268	C4 5 Pin Cylinder Yarra View - K/Alike - Single Cylinder only, key No is 249	Bag	10
	1269	C4 5 Pin Cylinder Yarra View - K/Differ - Single Cylinder Only	Bag	10
	1269-KAP	C4 5 Pin Cylinder Yarra View- K/Alike - In Pairs for Double Cylinders Lock	Bag	5
	4200-BL	Forge Sliding Patio Surface Mount Lock - D Inner Pull 16mm Catch	Each	
	4220-BL	Forge Sliding Patio Surface Mount Lock - Slim Inner Pull 16mm Catch	Each	



Key hardware.

SLIDING WINDOW HARDWARE

	Code	Description	U.O.M	BOX QTY.
	4400-BL	Forge 28mm Sliding Lock Offset Pull Handle B2B Kit - Black	Each	
	4400-SIL	Forge 28mm Sliding Lock Offset Pull Handle B2B Kit - Silver	Each	
	4420-BL	Forge 28mm Sliding Lock Inline Pull Handle B2B Kit - Black	Each	
	4420-SIL	Forge 28mm Sliding Lock Inline Pull Handle B2B Kit - Silver	Each	
	4440-BL	Forge 28mm Sliding Lock Flush Pull B2B Kit - Black	Each	
	4440-SIL	Forge 28mm Sliding Lock Flush Pull B2B Kit - Silver	Each	
 ALLEGION <i>ALLEGION VERTA RANGE</i>				
	1012	Verta Offset Pull Handle	Each/Set	N/A
	1013	Verta 800mm Inline Pull Handle	Each/Set	N/A
	1014	Verta Euro Cylinder Escutcheon	Each	N/A
	1114	Sliding Mortice Lock 40mm Backset - No Cylinder Suits: 1145-1149 Cylinders	Each	N/A

ClimateGuard • Sliding Window System







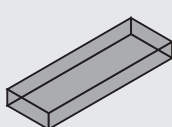
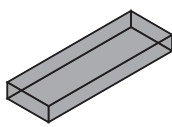
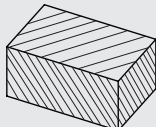
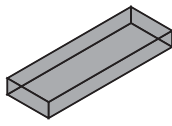
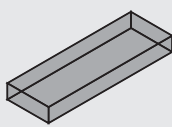
 Key hardware.

SLIDING WINDOW HARDWARE

	Code	Description	U.O.M	BOX QTY.
	1015	Verta Flush Pull	Each	N/A
	1113	Sliding Mortice Lock 28.5mm Backset (no cylinder) Suits: 1145-1149 Cylinders	Each	N/A
 LOCKWOOD <small>ASSA ABLOY</small>				
	1145	Euro Cylinder - 5 Pin/60mm. Keyed To Differ Suits: 1113/1114/1167 Lock	Each	10
	1146	Economy Euro Cylinder - 5 Pin/60mm Keyed Alike Suits: 1113/1114/1167 Lock	Each	10
	1149	Euro Cylinder - 5 Pin/Turn. Keyed Alike Suits: 1113/1114/1167 Lock	Each	10
	1167	Optimum One Point Sliding Door Lock Body - 40mm Backset	Set	N/A
	1168	Striker Plate - Adjustable	Each	N/A
SLIDING WINDOW HARDWARE				
	1900-M	Frame Packers - 1.5mm X 90mm - Blue 100/Bag	Bag	N/A
	1901-M	Frame Packers - 3mm X 90mm - Green 100/Bag	Bag	N/A

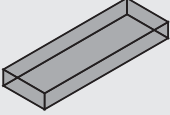

 Key hardware.

SLIDING WINDOW HARDWARE

	Code	Description	U.O.M	BOX QTY.
	1902-M	Frame Packers - 5mm X 90mm - Ochre 100/Bag	Bag	N/A
	1903-M	Frame Packers - 10mm X 90mm - Black 100/Bag	Bag	N/A
	1906	Aluminium Frame Packers 1mm - 100/Bag	Bag	N/A
	1907	Aluminium Frame Packers 2mm - 100/Bag	Bag	N/A
	1908	Aluminium Frame Packers 5mm - 100/Bag	Bag	N/A
	1909	Aluminium Frame Packers 10mm - 100/Bag	Bag	N/A
	1910	Setting Blocks 3mm Thick - Bag of 1,000	Bag	N/A
	1911	Setting Blocks 5mm Thick - Bag of 1,000	Bag	N/A
	1912	Setting Blocks 10mm Thick - Bag of 500	Bag	N/A
	1977	Setting Blocks 5mm X 25mm - 3m Self Adhesive - Bag of 200	Bag	N/A
	1978	Setting Blocks 10mm X 25mm - 3m Self Adhesive - Bag of 200	Bag	N/A

 Key hardware.

SLIDING WINDOW HARDWARE

	Code	Description	U.O.M	BOX QTY.
	1979	Setting Blocks 3mm X 10mm X 25mm - 3m Double Sided Tape - Bag of 200	Bag	N/A
	1930	End Cap To Suit 100mm Subsills - Bag of 50 Pairs (Left & Right)	Bag	N/A
	1608	Co-Expansion Seal - 2.7m	Roll	N/A
	1960	Lanotec General Purpose Liquid Lanolin 400g	Tube	12
	1961	Lanotec "Citra Force" Cleaner Degreaser 400g	Tube	12
	DTL2000	101.6mm Architectural Door Press Suits: SD105/106/109/137/139/141	Each	N/A

ClimateGuard • Sliding Window System



ARCHITECTURAL SLIDING DOOR SYSTEM

ARCHITECTURAL SLIDING DOOR		
GLASS THICKNESS	CHANNEL RUBBER REQUIRED	POCKET SIZE
24mm	1652	33mm
28mm	1653	
30mm	1654	



1652



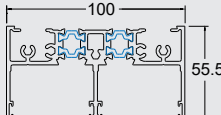

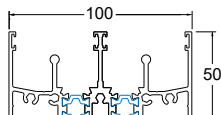

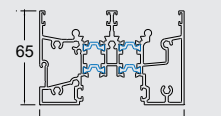
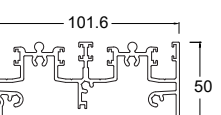


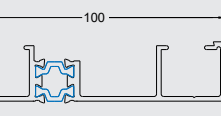
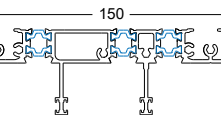

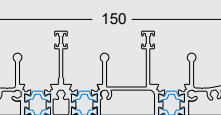

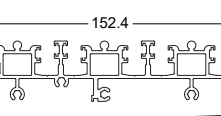


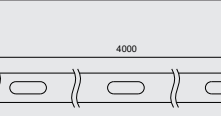
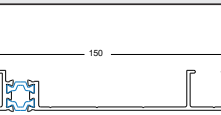
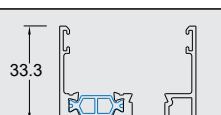

1653



1654



ARCHITECTURAL SLIDING DOOR SYSTEM

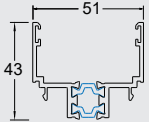
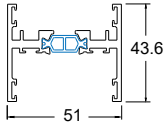
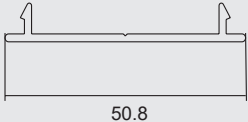
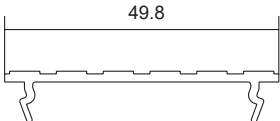
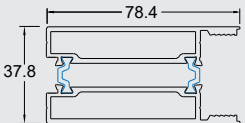
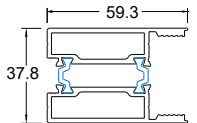
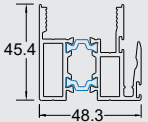
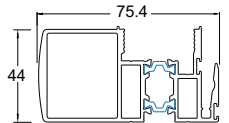
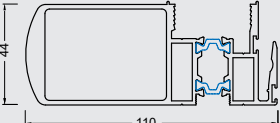
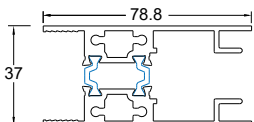
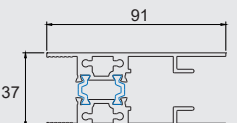
	Code	Description	
	CGSD401	100mm Head  1721	
	CGSD402	100mm Sill  1721	
	CGSD403	Self-draining Transom Sill	
	SD408	Flush Door Sill 100mm - Slotted Fits With: CGSD169  1721;1926;FB1225-H	
	CGSD100	100mm Door Jamb	
	CGSD601	150mm Head  1721	
	CGSD605	150mm Sill  1721	
	SD608	Flush Sill 150mm - Slotted Fits With: CGSD169  1721;1926;FB1225-H	
	FB1225-H	Sill Support with Drainage Holes Length: 3 Fits With: SD408/608	
	CGSD150	150mm Jamb	
	CGSD111	Sliding Door Receiver Channel  1698;1721	

 Key hardware.

Please note: - All lengths are Metres
 - All lengths are 6.5m unless otherwise specified.

 Wheelchair access freindly

ARCHITECTURAL SLIDING DOOR SYSTEM

	Code	Description
	CGSD113	Sliding Door Clip In Receiver Channel Key 1721
	CGSD109	Meeting Receiver Channel Key 1721;2610
	SD128	Head/Jamb Filler Fits With: CGSD111/113/401/601
	SD603	Universal Threshold / Filler Fits SD605/607 Fits With: CGSD111/113/401/402/403/601/605
	CGSD124	Standard Door Stile
	CSGD123	Slim Stile
	CGSD125	Standard Interlock Key 1672;1721;4006
	CGSD151	Medium Box Interlock Key 1672;1678;1721;4006
	CGSD152	Heavy-duty Box Interlock Key 1672;1679;1721;4006
	CGSD127	Rail
	CGSD169	Tall Rail Fits With: SD408/608

 Key hardware.

Please note: - All lengths are Metres
- All lengths are 6.5m unless otherwise specified.

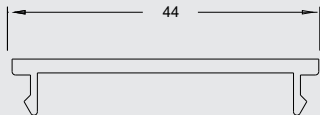
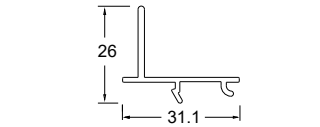
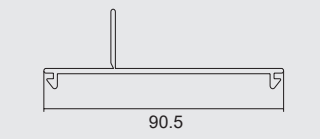
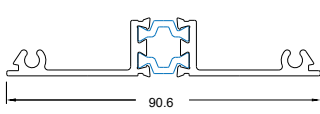
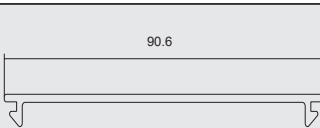

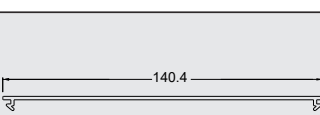
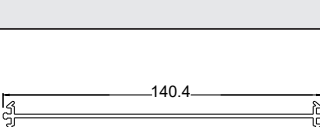
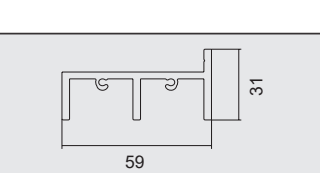
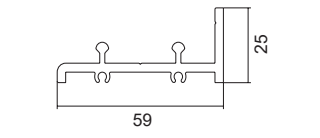
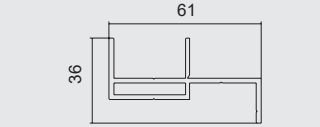
ARCHITECTURAL SLIDING DOOR SYSTEM

	Code	Description
	DTB101	100mm Subhead Key hardware: 1601;1710
	DTB103	100mm Subhead/Jamb Key hardware: 1601
	TJ6159	2 Part Sub Head / Jamb Cover Fits With: DTB103/153 Key hardware: 1601
	DTB102	100mm Subsill Key hardware: 1601;1926
	TJ400	100mm Drain Sump Key hardware: 1601;1912
	TJ468	Drain Sump Grate Length: 3m
	DTB151	150mm Subhead Key hardware: 1601;1710
	DTB153	150mm Subhead/Jamb Key hardware: 1601
	DTB152	150mm Subsill Key hardware: 1601;1926
	TJ600	150mm Drain Sump Key hardware: 1601;1912
	CGDG106	Mainframe Pocket Filler Fits With: CGDG101/135/661, CGFG301/860

Key hardware.

Please note: - All lengths are Metres
- All lengths are 6.5m unless otherwise specified.

ARCHITECTURAL SLIDING DOOR SYSTEM

	Code	Description
	CGM106	Mainframe Pocket Filler - Non-thermal Fits With: CGDG101/135/661, CGFG301/860
	CGSD342	Reveal Adaptor Fits With: CGSD100/150/401/601
	TJ342	Reveal Clip-In Fits With: CGDG101/135, CGFG301
	CGDG118	Flush Adaptor Fits With: CGDG101
	TJ305	Flush Adaptor Fits With: CGDG101/135, CGFG301
	TJ385	100mm Back To Back Adaptor Fits With: CGDG101/135, CGFG301
	CGM684	150mm Flat Filler Fits With: CGDG661, CGFG860
	CGM685	150mm Back to Back Adaptor Fits With: CGDG661, CGFG860
	SD621	Double Fly Door Head
	SD622	Double Fly Door Sill
	SD625	Double Fly Door Jamb

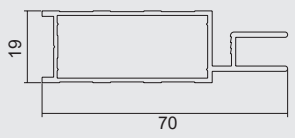
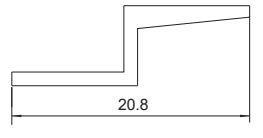
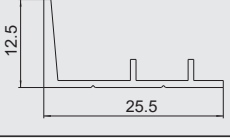
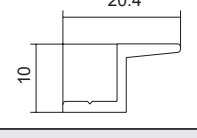
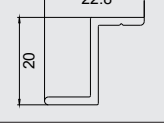


Technical guidance recommended

Key hardware.

Please note: - All lengths are Metres
- All lengths are 6.5m unless otherwise specified.

ARCHITECTURAL SLIDING DOOR SYSTEM

	Code	Description
	DF001	Standard Security Door Frame Length: 6;6.3
	DI3224	7mm Offset Interlock Length: 4.8;4.3
	DI3225	Frame Interlock Length: 4.8;4.3
	SD626	10mm Interlock
	SD620	20mm Interlock Fits With: Screen in CGSD605



ClimateGuard • Arch. Sliding Door System









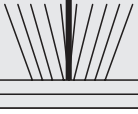


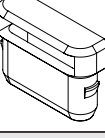

Key hardware.



Please check your local branch for stock availability.

Please note: - All lengths are Metres
- All lengths are 6.5m unless otherwise specified.


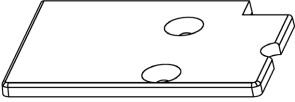

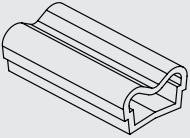

ARCHITECTURAL SLIDING DOOR HARDWARE

	Code	Description	U.O.M	BOX QTY.
	1652	Glazing Channel To Suit 24mm Glass - 40m Roll	Roll	N/A
	1653	Glazing Channel To Suit 28mm Glass - 40m Roll	Roll	N/A
	1654	Glazing Channel To Suit 30mm Glass - 40m Roll	Roll	N/A
	1926	Sill Drain Flap - Fire Rated - 300m Roll	Roll	N/A
	1672	Interlock Cushion - 100m Roll Suits: CGSD125/151/152	Roll	N/A
	1601	Bulb Seal Co-Extruded - 100m Roll	Roll	N/A
	1721	Weatherstrip 67-525 Black with Fin - 400m Roll	Roll	5
	2610	Fringe Pile 16mm x 300m Roll Black	Roll	N/A
	1710	Weatherstrip 48-425 Black - 625m Roll	Roll	N/A
	1990	Sill Plug - Black - Bag of 80 (60 plugs & 20 slotted)	Bag	N/A
	1698	Thermal cover strip - 300m Roll	Roll	N/A

ClimateGuard • Arch. Sliding Door System

 Key hardware.

ARCHITECTURAL SLIDING DOOR HARDWARE

	Code	Description	U.O.M	BOX QTY.
	1834	Hole Plug 10mm (Bag of 200)	Bag	N/A
	4005	Sliding Panel Block (Top & Bottom) Bag of 10 pairs	Bag	N/A
	4006	Fixed Panel Block (top & bottom) bag of 10 pairs	Bag	N/A
	1678	Rubber Interlock Block. Suits: CGSD151	Each	N/A
	1679	Rubber Interlock Block Suits: CGSD152	Each	N/A
	1673	Buffer Stop PVC - 90mm	Each	N/A
	1673-150	Buffer Stop PVC - 150mm	Each	N/A
	1058	Door/Window Stopper - Black	Each	N/A
	1598	End Cap Threshold. Suits SD603 -Bag of 10 pairs	Each	N/A
	1442	100mm Framing Gaskets - Roll of 820pcs	Roll	N/A
	1441	150mm Framing Gaskets - Roll of 820pcs	Roll	N/A

 Key hardware.

ARCHITECTURAL SLIDING DOOR HARDWARE

	Code	Description	U.O.M	BOX QTY.
	1965	Adjustable Anti-lift Block	Pair	N/A
	1495	Foam Plug To Suit Double Glazed Framing (9 Per Sheet)	Roll	1
	1912	Setting Blocks 10mm Thick - Bag of 500	Bag	N/A
	1938	Universal Subsill End Cap Bag of 25 Pairs (Left & Right)	Bag	N/A
	1981	End Caps for TJ400 (1 x TJ404L + 1 X TJ404R)	Each	N/A
	1982	End Caps for TJ600 (1 x TJ604L + 1 X TJ604R)	Each	N/A
 ANTHONY INNOVATIONS ARCHITECTURAL SLIDING DOOR HARDWARE				
	1804	Sliding Window Wheel - 40kg	Each	100
	1800	Anthony Innovations 9017NA - Roller for Single Wheel Sliding Door - 40kg	Each	100
	1801	Anthony Innovations 9017DNA - Roller for Dual Wheel Sliding Door - 80kg	Each	100
	1802	Anthony Innovations TraXtar Duo, high performance - 110kg	Each	50

ClimateGuard • Arch. Sliding Door System

 Key hardware.

ARCHITECTURAL SLIDING DOOR HARDWARE

	Code	Description	U.O.M	BOX QTY.
	1808	Anthony Innovations Quad Roller - 150kg	Each	20
	1803	Fixed Panel Adjustment Block	Each	100
 LOCKWOOD ARCHITECTURAL SLIDING DOOR HARDWARE 				
	1252-**	ONYX Lock - D Inner/Slim Outer, 5 Pin Cyl - K/D, Surface Strike	Each	10
	1352**	ONYX Lock - D Inner/Slim Outer, 5 Pin Cyl - K/N J031, Surface Strike	Each	10
	1253	ONYX Lock-D Inner/Slim Outer, 5 Pin Cyl - K/D, Surface Strike Satin Chrome	Each	10
	1254-**	ONYX Lock - Slim Inner/Slim Outer, 5 Pin Cyl- K/D, Surface Strike	Each	10
	1354**	ONYX Lock - Slim Inner/Slim Outer, 5 Pin Cyl- K/N J031, Surface Strike	Each	10
	1255	ONYX Lock - Slim Inner/Slim Outer, 5 Pin Cyl- K/D, Surface Strike Satin Chrome	Each	10
	1256	ONYX Extra Wide Strike - Black	Each	10
	1257	ONYX Extra Wide 25mm Strike - Satin Chrome	Each	10

 Key hardware.

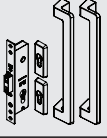
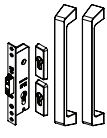
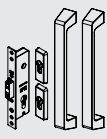
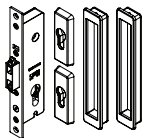
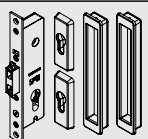





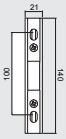
ARCHITECTURAL SLIDING DOOR HARDWARE

	Code	Description	U.O.M	BOX QTY.
	1260-BL	ONYX Lock Handle Packer - Black	Each	10
	1260-SCA	ONYX Lock Handle Packer - Silver	Each	10
	1261	ONYX Lock Handle Packer - Satin Chrome	Each	10
 ALLEGION <i>ALLEGION VERTA RANGE</i>				
	1012	Verta Offset Pull Handle	Each/Set	N/A
	1013	Verta 800mm Inline Pull Handle	Each/Set	N/A
	1014	Verta Euro Cylinder Escutcheon	Each	N/A
	1114	Sliding Mortice Lock 40mm Backset - No Cylinder Suits: 1145-1149 Cylinders	Each	N/A
	1015	Verta Flush Pull	Each	N/A
	1113	Sliding Mortice Lock 28.5mm Backset (no cylinder) Suits: 1145-1149 Cylinders	Each	N/A
	4400-BL	Forge 28mm Sliding Lock Offset Pull Handle B2B Kit - Black	Each	

ClimateGuard • Arch. Sliding Door System

 Key hardware.









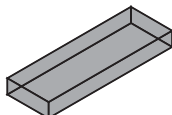
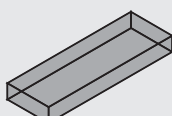
ARCHITECTURAL SLIDING DOOR HARDWARE

	Code	Description	U.O.M	BOX QTY.
	4400-SIL	Forge 28mm Sliding Lock Offset Pull Handle B2B Kit - Silver	Each	
	4420-BL	Forge 28mm Sliding Lock Inline Pull Handle B2B Kit - Black	Each	
	4420-SIL	Forge 28mm Sliding Lock Inline Pull Handle B2B Kit - Silver	Each	
	4440-BL	Forge 28mm Sliding Lock Flush Pull B2B Kit - Black	Each	
	4440-SIL	Forge 28mm Sliding Lock Flush Pull B2B Kit - Silver	Each	
 LOCKWOOD ASSA ABLOY				
	1145	Euro Cylinder - 5 Pin/60mm. Keyed To Differ Suits: 1113/1114/1167 Lock	Each	10
	1146	Economy Euro Cylinder - 5 Pin/60mm Keyed Alike Suits: 1113/1114/1167 Lock	Each	10
	1149	Euro Cylinder - 5 Pin/Turn. Keyed Alike Suits: 1113/1114/1167 Lock	Each	10
	1167	Optimum One Point Sliding Door Lock Body - 40mm Backset	Set	N/A
	1168	Striker Plate - Adjustable	Each	N/A



Key hardware.

ARCHITECTURAL SLIDING DOOR HARDWARE

	Code	Description	U.O.M	BOX QTY.
<i>ARCHITECTURAL SLIDING DOOR HARDWARE</i>				
	1900-M	Frame Packers - 1.5mm X 90mm - Blue 100/Bag	Bag	N/A
	1901-M	Frame Packers - 3mm X 90mm - Green 100/Bag	Bag	N/A
	1902-M	Frame Packers - 5mm X 90mm - Ochre 100/Bag	Bag	N/A
	1903-M	Frame Packers - 10mm X 90mm - Black 100/Bag	Bag	N/A
	1906	Aluminium Frame Packers 1mm - 100/Bag	Bag	N/A
	1907	Aluminium Frame Packers 2mm - 100/Bag	Bag	N/A
	1908	Aluminium Frame Packers 5mm - 100/Bag	Bag	N/A
	1909	Aluminium Frame Packers 10mm - 100/Bag	Bag	N/A
	1910	Setting Blocks 3mm Thick - Bag of 1,000	Bag	N/A
	1911	Setting Blocks 5mm Thick - Bag of 1,000	Bag	N/A

ClimateGuard • Arch. Sliding Door System

 Key hardware.

ARCHITECTURAL SLIDING DOOR HARDWARE

	Code	Description	U.O.M	BOX QTY.
	1912	Setting Blocks 10mm Thick - Bag of 500	Bag	N/A
	1977	Setting Blocks 5mm X 25mm - 3m Self Adhesive - Bag of 200	Bag	N/A
	1978	Setting Blocks 10mm X 25mm - 3m Self Adhesive - Bag of 200	Bag	N/A
	1979	Setting Blocks 3mm X 10mm X 25mm - 3m Double Sided Tape - Bag of 200	Bag	N/A
	1930	End Cap To Suit 100mm Subsills - Bag of 50 Pairs (Left & Right)	Bag	N/A
	1608	Co-Expansion Seal - 2.7m	Roll	N/A
	1960	Lanotec General Purpose Liquid Lanolin 400g	Tube	12
	1961	Lanotec "Citra Force" Cleaner Degreaser 400g	Tube	12
	DTL2000	101.6mm Architectural Door Press Suits: SD105/106/109/137/139/141	Each	N/A



Key hardware.



50MM COMMERCIAL DOOR

50MM CLIMATEGUARD HINGE DOOR (WATER RATED)		
GLASS THICKNESS	WEDGE REQUIRED	POCKET SIZE
24mm	1623-1623	40mm
28mm	1615-1623	
30mm	1615-1615 OR 1623-1684	
32mm	1620-1620 OR 1620-1651	
34mm	1625-1630 OR 1630-1651	
36mm	1630-1630	



1615



1620



1623



1625



1630



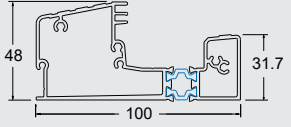

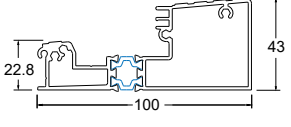

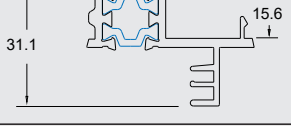

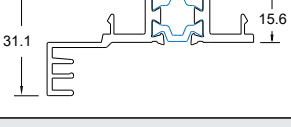

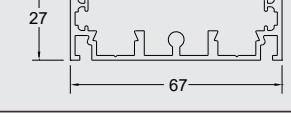

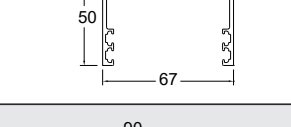

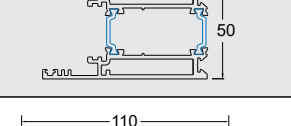
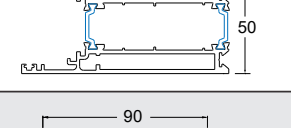
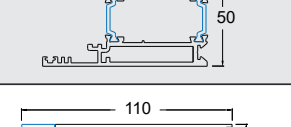
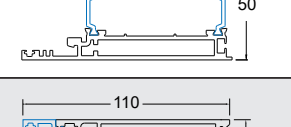

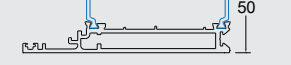

1651



1684



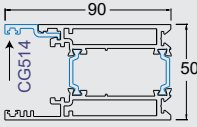
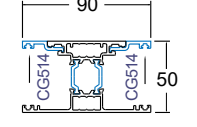
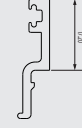
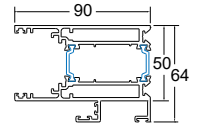

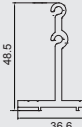
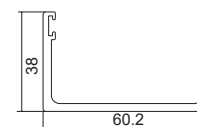

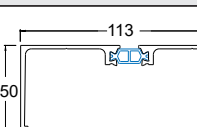

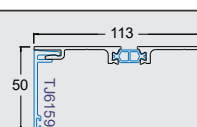

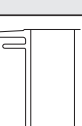

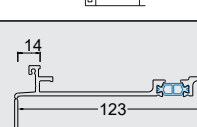

50MM COMMERCIAL DOOR

	Code	Description
	CG548	Hinge Door Inward Sill  1443;1683;1926
	CG549	Hinge Door Outward Sill  1444;1683;1926
	CGDG531	100mm Hinged Door Centre Clip-in Stop  1683
	CGFG331	100mm Front Door Stop  1683
	CGM011	50mm Sliding Sill  1698;1721
	CGM012	50mm Sliding Jamb/Head  1698;1721
	CG515	Large Lock Stile - with Pips
	CGBF545	Large Stile - Flush
	CGBF515	Small Stile - Flush
	CG513	Large Rail - with Pips  5001
	CGBF543	Large Rail - Flush  5001

 Key hardware.

Please note: - All lengths are Metres
 - All lengths are 6.5m unless otherwise specified.

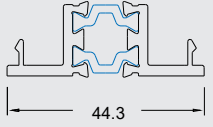
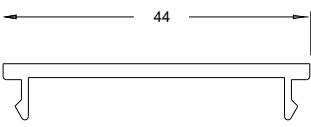
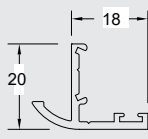

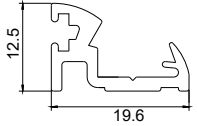

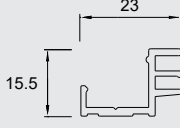

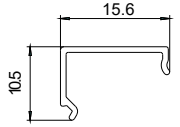
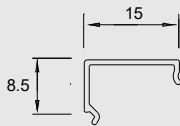
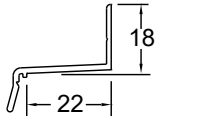
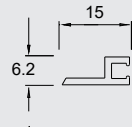
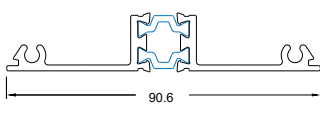
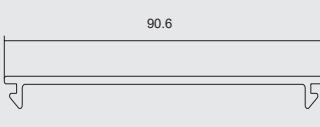
50MM COMMERCIAL DOOR

	Code	Description
	CGBF513	Small Rail - Flush
	CG090	Midrail
	CG514	Rail Bead Fits With: CG090/513, CGBF513/543
	CGBF516	Sliding Interlock - Flush  1601;1721
	TJ212	Mid Rail Bracket Fits With: CG090
	TJ325	Door Guide / Receiver Fits With: CGBF516, TJ329
	TJ329	Door Guide / Cover Fits With: CGBF516, TJ325
	DTB101	100mm Subhead  1601;1710
	DTB103	100mm Subhead/Jamb  1601
	TJ6159	2 Part Sub Head / Jamb Cover  1601
	DTB102	100mm Subsill  1601;1926

 Key hardware.

Please note: - All lengths are Metres
- All lengths are 6.5m unless otherwise specified.

50MM COMMERCIAL DOOR

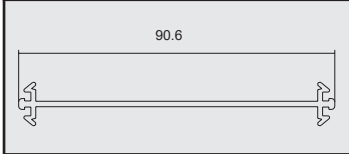
	Code	Description
	CGDG106	Mainframe Pocket Filler Fits With: CGDG101/135, CGFG301
	CGM106	Mainframe Pocket Filler - Non-thermal Fits With: CGDG101/135, CGFG301
	TJ454	Universal Double Door Cover  1601;1675
	TJ773	Plant On Door Stop  1601;1675
	CGM809	Plant On Door Stop Length: 3 Fits With: JM2811 or 1688  1683
	JM2811	Cover to Suit Plant On Door Stop Fits With: JM2810 & CGM809
	1688	PVC Cover for Plant on Door Stop Fits With: JM2810 & CGM809
	KW069	Universal Head Flashing / Drip Mould
	DB3222	Bug Strip 16mm Length: 4.8,4.3
	CGDG118	Flush Adaptor Fits With: CGDG101
	TJ305	Flush Adaptor Fits With: CGDG101/135, CGFG301



Key hardware.

Please note: - All lengths are Metres
- All lengths are 6.5m unless otherwise specified.

50MM COMMERCIAL DOOR













	Code	Description
	TJ385	100mm Back To Back Adaptor Fits With: CGDG101/135, CGFG301

ClimateGuard • 50mm Commercial Door

 Key hardware.

*Please note: - All lengths are Metres
 - All lengths are 6.5m unless otherwise specified.*

50MM COMMERCIAL DOOR HARDWARE

	Code	Description	U.O.M	BOX QTY.
	1001	Entrance Handle 300 x 32 Back to Back Straight SSS	Set	12
	1002	Entrance Handle 300 x 32 Back to Back Offset SSS	Set	12
	1003	Entrance Handle 300 x 32 Back to Back Curved SSS	Set	12
	1004	Entrance Handle 178 x 19 Offset SSS	Each	50
	1020**	Entrance Handle Elephant Ears 230mm - Includes Bolts **Specify finish: Black BL, Bronze Anod BA, Clear Anod CA, Mill Finish MF, Primrose PR, White WH 	Pair	1
	1056	Panic Bolt - Visible Fix OffSet 300mm	Each	10
	1057	Panic Bolt - Visible Fix 300mm	Each	10
	1059	Floor Mounted Door Stop - Satin Chrome	Each	50
	1030**	Hinge Wrap Around Type	Each	6
	1040	Hinge Fast Fix Stainless Steel ST3 - For Aluminium to Aluminium	Each	100
	1041	Hinge Fast Fix Stainless Steel ST9 - For Timber Door to Aluminium	Each	100



Key hardware.



Please check your local branch for stock availability.











50MM COMMERCIAL DOOR HARDWARE

	Code	Description	U.O.M	BOX QTY.
	1045	Hinge Fast Fix Aluminium ST3 CL/Anod - Aluminium to Aluminium	Each	20
 YALE FIXED POOR DOOR CLOSER RANGE				
	1069-3	Yale Size 3 Standard Arm Door Closer (60Kg Max) Silver - Door Pulls Open From Inside	Each	1
	1069-4	Yale Size 4 Standard Arm Door Closer (80Kg Max) Silver - Door Pulls Open From Inside	Each	1
	1069-5	Yale Size 5 Standard Arm Door Closer (100Kg Max) Silver - Door Pulls Open From Inside	Each	1
	1070-3	Yale Size 2 Parallel Arm Door Closer (40Kg Max) Silver - Door Pushes Open From Inside	Each	1
	1070-4	Yale Size 3 Parallel Arm Door Closer (60Kg Max) Silver - Door Pushes Open From Inside	Each	1
	1070-5	Yale Size 4 Parallel Arm Door Closer (80Kg Max) Silver - Door Pushes Open From Inside	Each	1
	1071-03	Yale Hold Open Arm (suits 1069 & 1071-01 closers)	Each	1
 YALE POWER ADJUSTABLE DOOR CLOSER				
	1071-01	Yale Power Adjustable Door Closer - Size Range 2-7	Each	1

ClimateGuard • 50mm Commercial Door

 Key hardware.

50MM COMMERCIAL DOOR HARDWARE

	Code	Description	U.O.M	BOX QTY.
	1071-02	Yale Slide Arm Assembly Suits: 1071-01	Each	1
	1071-03	Yale Hold Open Arm (suits 1069 & 1071-01 closers) Suits: 1069 & 1071-01 closers	Each	1
	1060	Lockwood 2000 Series Door Closer - silver	Each	8
	1061	Lockwood 2000 Series Door Closer - silver	Each	8
 RYOBI PARALLEL ARM + HOLD OPEN OPEN ARM CLOSER				
	1085	Ryobi 163P Door Closer - Parallel + hold open arms (60kgs max.)	Each	1
 DORMAKABA DOOR CLOSER				
	1072-2	Dormakaba TS77 Standard Arm, Size 2 (40kg) Closer, Silver	Each	1
	1072-3	Dormakaba TS77 Standard Arm, Size 3 (60kg) Closer, Silver	Each	1
	1072-4	Dormakaba TS77 Standard Arm, Size 4 (80kg) Closer, Silver	Each	1

 Key hardware.

50MM COMMERCIAL DOOR HARDWARE

	Code	Description	U.O.M	BOX QTY.
 LOCKWOOD ASSA ABLOY LOCKWOOD SHORT BACK SET, CYLINDERS & ACCESSORIES				
	1150	Lockwood 3540F Series Single Action Cylinder & Lever - 22mm Throw Bolt (no cylinder or eschuteon included)	Each	10
	1151	Lockwood 3541F Series Single Action Cylinder & Lever - 28mm Hook Throw Bolt (no strike box, no cylinder or eschuteon included)	Each	10
	1152	Lockwood 3542F Series Single Action Cylinder & Lever - 35mm Hook Throw Bolt (no strike box, no cylinder or eschuteon included)	Each	10
	1166	Hook throw strike box suits 1151/1152	Each	10
	1150-ESC	Lockwood 3540F Mortice Lock Escutcheon & Retaining Clip	Each	10
	1126	Cylinder To Suit 3540 - Key To Differ	Each	10
	1127	Cylinder To Suit 3540 - Key Alike	Each	10
 YALE YALE SHORT BACK SET, CYLINDERS & ACCESSORIES				
	1180	Short Backset Mortice Lock - 22mm Throw - Cylinder & Turn	Each	20
	1181	Short Backset Mortice Lock - 22mm Throw - Double Cylinder	Each	20

ClimateGuard • 50mm Commercial Door

 Key hardware.







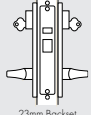
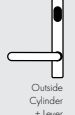

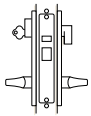

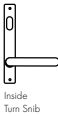
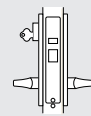
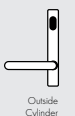
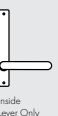
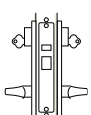
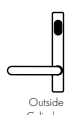
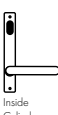
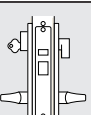
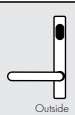
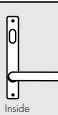
50MM COMMERCIAL DOOR HARDWARE

	Code	Description	U.O.M	BOX QTY.
	1182	Short Backset Mortice Lock - 36mm Throw - Cylinder & Turn	Each	20
	1183	Short Backset Mortice Lock - 36mm Throw - Double Cylinder	Each	20
	1184	Sliding Door Short Backset Mortice Lock - 29mm Hook Throw - Cylinder & Turn With Strike Box	Each	20
	1185	Sliding Door Short Backset Mortice Lock - 29mm Hook Throw - Double Cylinder With Strike Box	Each	20
	1188	Escape Level	Each	N/A
 DORMAKABA SHORT BACK SET, CYLINDERS & ACCESSORIES				
	1194	Dormakaba 950 Lock Body 22mm bolt, incl. 2 Escutcheons and C4 Cylinders	Each	N/A
	1195	Dormakaba 950 Lock Body 37mm bolt, incl. 2 Escutcheons and C4 Cylinders	Each	N/A
	1197	Dormakaba 950 Lock Body 22mm bolt, incl. 2 Escutcheons, C4 Cyl. and C/F Turn	Each	N/A
	1198	Dormakaba 950 lock body 37m bolt, includes 2 escutcheons, C4 cylinder and C/F turn	Each	N/A
	1196	Dormakaba 951 Lock Body 29mm Hook Bolt, incl. 2 Escutcheons and C4 Cylinders	Each	N/A



Key hardware.

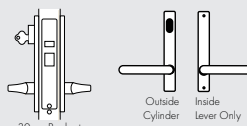









50MM COMMERCIAL DOOR HARDWARE

	Code	Description	U.O.M	BOX QTY.
	1199	Dormakaba 951 lock body 29m hook bolt, includes 2 escutcheons, C4 cylinder and C/F turn	Each	N/A
 LOCKWOOD SELECTOR MORTICE LOCKS & KITS, CYLINDERS & ACCESSORIES ASSA ABLOY				
	1140	Electric Strike 12 Volt	Each	N/A
	1109	Multi-Fold Extended Strike	Each	N/A
	1175	Lockwood Selector 3782SS - Short Backset Mortice Lock - No Cylinder Included	Each	10
	1103-ADP	Snib adapter (suit 1103 furniture)	Each	10
  	1176	Lockwood Selector 3782 Lock Kit 01 Double Cylinder Set. Includes 3782SS mortice lock, 4801/70SC level on external plate with cylinder hole & 4901/70SC lever	Set	10
  	1177	Lockwood Selector 3782 Lock Kit 04 Cylinder and Turn Set. Includes 3782SS mortice lock, 4801/70SC level on external plate with cylinder hole & 4904/70SC lever	Set	10
  	1178	Lockwood Selector 3782 Lock Kit 05 Single Cylinder Set. Includes 3782SS mortice lock, 4801/70SC level on external plate with cylinder hole & 4905/70SC lever	Set	10
  	1277	Lockwood Universal 5782 Lock Kit 01 Double Cylinder Set. Includes 5782SS mortice lock, 4801/70SC level on external plate with cylinder hole & 4901/70SC lever 114mm Stile Only	Set	10
  	1278	Lockwood Universal 5782 Lock Kit 04 Cylinder And Turn Set. Includes 5782SS mortice lock, 4801/70SC level on external plate with cylinder hole & 4904/70SC lever 114mm Stile Only	Set	10

ClimateGuard • 50mm Commercial Door





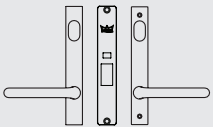
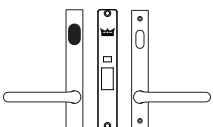
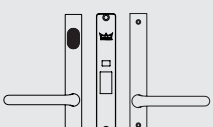




 Key hardware.

50MM COMMERCIAL DOOR HARDWARE

	Code	Description	U.O.M	BOX QTY.
	1279	Lockwood Universal 5782 Lock Kit 05 Single Cylinder Set. Includes 5782SS mortice lock, 4801/70SC level on external plate with cylinder hole & 4905/70SC lever 114mm Stile Only	Set	10
<p>Brio <i>PLATE FURNITURE FOR LOCKWOOD SELECTOR LOCKS</i></p>				
	1101	Lockwood 4905/70 Internal Plate & Lever No Cylinder Hole - SCP	Each	10
	1102	Lockwood 4901/70 Internal Plate & Lever with Cylinder Hole - SCP	Each	10
	1103	Lockwood 4904/70 Internal Plate & Lever with Turn - SCP	Each	10
	1104	Lockwood 4800 External Plate with Cylinder Hole - SCP	Each	10
	1105	Lockwood 4801/70 External Plate & Lever with Cylinder Hole - SCP	Each	10
<p> ALLEGION <i>ALLEGION LEGGE LOCK KITS & CYLINDERS</i></p>				
	995OS	995 V Series Vestibule lock office/classroom lock kit - stainless steel single cylinder	Each	Set
	9951S	997 C Series Combination Entry Lock Kit Stainless Steel Cylinder & Turn Set	Each	Set
	9952S	997 C Series Combination Lock Glass Door Lock Kit Stainless Steel Double Cylinder	Each	Set

 Key hardware.


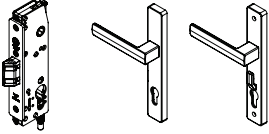
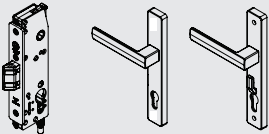
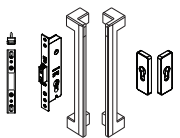
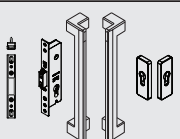
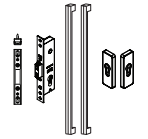
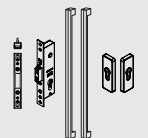
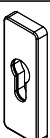
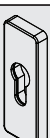
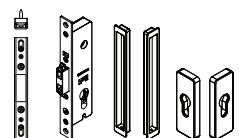
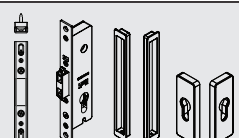
50MM COMMERCIAL DOOR HARDWARE

	Code	Description	U.O.M	BOX QTY.
 23mm Backset	9953B	997 V Series Vestibule Lock Office/Classroom Lock Kit Black Single Cylinder	Each	Set
 23mm Backset	9954B	997 C Series Combination Entry Lock Kit Black Cylinder & Turn Set	Each	Set
 23mm Backset	9955B	997 C Series Combination Lock Glass Door Lock Kit Black Double Cylinder	Each	Set
 DORMAKABA MORTICE LOCK KITS & CYLINDERS				
	1191	Dormakaba SB2212 Lock Kit, Double Cylinder Entry Lock with 6400/6401/30 - 23mm Backset	Each	N/A
	1192	Dormakaba SB2212 Office Lock Kit , Cylinder and Turn with 6400/6403/30 - 23mm Backset	Each	N/A
	1193	Dormakaba SB2212 Classroom Lock Kit, External Cylinder with 6400/6406/30 - 23mm Backset	Each	N/A
 ALLEGION SCHLAGE RANGE				
	1172	2P Lock Body 30mm Back Set with Strike Plate Suits: 1145-1149 cylinders	Each	N/A
	1174	4P Lock Body 30mm Back Set with Strike Plate Suits: 1145-1149 cylinders	Each	N/A
	1174-ROD	4P Lock Rod Set 3.5m D-Tip	Each	N/A

ClimateGuard • 50mm Commercial Door

 Key hardware.

50MM COMMERCIAL DOOR HARDWARE

	Code	Description	U.O.M	BOX QTY.
 ALLEGION <i>ALLEGION VERTA RANGE</i>				
	1011-BL	Verta Hinged Entry Kit Black 30mm Backset (no cylinder)	Each Set	N/A
	1011-SS	Verta Hinged Entry Kit Stainless Steel (no cylinder)	Each Set	N/A
	1012-BL	Verta Offset Back to Back pull handle kit Black (PVD)	Each	N/A
	1012-SS	Verta Offset Back to Back pull handle kit stainless steel	Each	N/A
	1013-BL	Verta 800mm Pull Handle Kit Black	Each	N/A
	1013-SS	Verta 800mm Pull Handle Kit Stainless Steel	Each	N/A
	1014-BL	Verta Euro Escutcheon Black PVD (each)	Each	N/A
	1014-SS	Verta Euro Escutcheon Stainless Steel (each)	Each	N/A
	1015-BL	Verta Flush Pull Kit Black (PVD)	Each	N/A
	1015-SS	Verta Flush Pull Kit Stainless Steel	Each	N/A












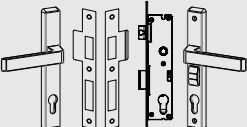
Key hardware.

50MM COMMERCIAL DOOR HARDWARE

	Code	Description	U.O.M	BOX QTY.
	1016-CYL	Fixed Cam Profile Cylinder (suits verta sliding locks 1113/1114)	Each	N/A
	1179	Verta Flat Strike	Each	N/A
	1157	Sorrento Lazy Cam Cylinder (suits sorrento & verta hinged)	Each	N/A
	1011-EXT	Verta Furniture Plate - External	Each	N/A
	1011-INT	Verta Furniture Plate - Internal	Each	N/A
<h2>Brio <i>BRIO 288 DUAL POINT LOCK RANGE</i></h2>				
	15146-ZBL	Furniture Handle 85 Ctr, Zinc Black (PBK)	Each	N/A
	15146-SN	Furniture Handle 85 Ctr, Satin Nickel (PVD CLR)	Each	N/A
	15146-SSS	Furniture Handle 85 Ctr, Satin Stainless Steel	Each	N/A
	15146-M-ZBL	Magnetic Furniture Handle 85 Ctr, Zinc Black (PBK)	Each	N/A
	15146-M-SN	Magnetic Furniture Handle 85 Ctr, Satin Nickel (PVD)	Each	N/A

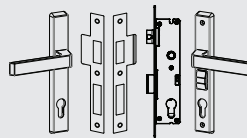
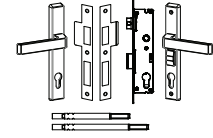
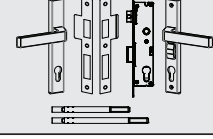
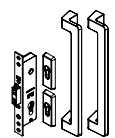
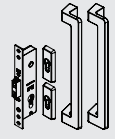
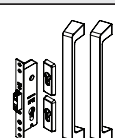
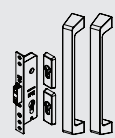
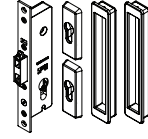
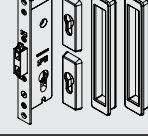


 Key hardware.

50MM COMMERCIAL DOOR HARDWARE

	Code	Description	U.O.M	BOX QTY.
	15146-BL-MAG	Magnetic/Rubb Leaf Catch Set, Black	Each	N/A
	15146-SN-MAG	Magnetic/Rubb Leaf Catch Set, Satin Nickel	Each	N/A
50MM COMMERCIAL DOOR HARDWARE				
	1141	Induro 2 Point Lock Body Only - 30mm Backset (No cylinder)	Each	10
	1147	Palladium Handle - Black Suits: 1141 lock	Set	10
	1148	Palladium Handle - Satin Pearl Suits 1141 lock	Each	10
	1142	Palladium "Xtra" Handle Entrance Set - Black Fits with: 1141	Each	10
	1143	Palladium "Xtra" Handle Entrance Set - Satin Chrome Fits with: 1141	Each	10
	1153	Induro / Palladium Kits - Black (1141 Lock & Striker, 1147) No Cylinder	Set	10
	1154	Induro / Palladium Kits - Satin Chrome (1141 Lock & Striker, 1148) No Cylinder	Set	10
	4300-BL	Forge 2 point 30mm Lock with Snib Furniture Kit - Black	Set	

 Key hardware.

50MM COMMERCIAL DOOR HARDWARE

	Code	Description	U.O.M	BOX QTY.
	4300-SIL	Forge 2 point 30mm Lock with Snib Furniture Kit - Silver	Set	
	4320-BL	Forge 4 point 30mm Lock with Snib Furniture Kit - Black	Set	
	4320-SIL	Forge 4 point 30mm Lock with Snib Furniture Kit - Silver	Set	
	4400-BL	Forge 28mm Sliding Lock Offset Pull Handle B2B Kit - Black	Each	
	4400-SIL	Forge 28mm Sliding Lock Offset Pull Handle B2B Kit - Silver	Each	
	4420-BL	Forge 28mm Sliding Lock Inline Pull Handle B2B Kit - Black	Each	
	4420-SIL	Forge 28mm Sliding Lock Inline Pull Handle B2B Kit - Silver	Each	
	4440-BL	Forge 28mm Sliding Lock Flush Pull B2B Kit - Black	Each	
	4440-SIL	Forge 28mm Sliding Lock Flush Pull B2B Kit - Silver	Each	
	1144	Euro Cylinder - 5 Pin/70mm. Keyed Alike Suits: 1113/14/41/53/54/72/7)	Each	10
	1145	Euro Cylinder - 5 Pin/60mm. Keyed To Differ Suits: 1113/14/41/53/54/72/7)	Each	10












50MM COMMERCIAL DOOR HARDWARE

	Code	Description	U.O.M	BOX QTY.
	1146	Economy Euro Cylinder - 5 Pin/60mm Keyed Alike Suits: 1113/14/41/53/54/72/7)	Each	10
	1149	Euro Cylinder - 5 Pin/Turn. Keyed Alike Suits: 1113/14/41/53/54/72/7)	Each	10
	1137	Stainless steel strike - standard Suits: 1141 optimum lock	Each	10
	1138	Stainless steel extended Multi-Fold strike Suits: 1141 optimum lock	Each	1
	1155	Sorrento Face Mount Single Point Lock (Cylinder not included)	Each	N/A
	1156	Multi point accessory pack Suits: Sorrento 1155	Each	N/A
	1157	Sorrento Lazy Cam Cylinder (suits sorrento & verta hinged) Suits: Sorrento 1155	Each	10
	1159	Mortice Lock Flush Mounting Tabs	Pair	N/A
	5050	Fluchbolt block - bag of 10 Suits: Singe door	Bag	N/A
	1068	Floor Ferule - Stainless Steel Suits: 1066/1067 flushbolt stainless steel	Each	1
	1066**	Flushbolt standard 300mm **Specify finish: Black: 1066-BL, Satin Chrome: 1066-SC	Each	10




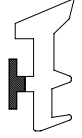
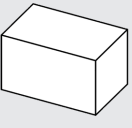
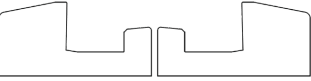
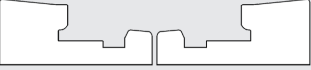

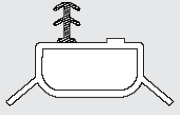
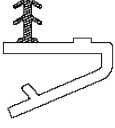



Key hardware.

50MM COMMERCIAL DOOR HARDWARE

	Code	Description	U.O.M	BOX QTY.
	1067	Flush bolt standard (type 202) 600mm	Each	N/A
	1066-ROD600	Flushbolt Extension Rod Only 600mm Suits 1066 flushbolt stainless steel	Each	10
	1066-ROD900	Flushbolt Extension Rod Only 900mm Suits 1066 flushbolt stainless steel	Each	10
	1846	QUADzilla roller 300kg (4 wheels - heavy duty)	Each	N/A
	5000	Small rail spigot 4/set with bolts/washers Fits with: CGBF513	Set	N/A
	5001	Large rail spigot 4/set with bolts Fits with: CGBF513 CGBF543	Set	N/A
	1615	Glazing Wedge PVC - 200m Roll	Roll	N/A
	1620	Glazing Wedge PVC - 200m Roll	Roll	N/A
	1623	Glazing Wedge - 100m Roll	Roll	N/A
	1625	Glazing Wedge PVC for 8.38mm Glass - 250m Roll	Roll	N/A
	1630	Glazing Wedge PVC - 200m Roll	Roll	N/A






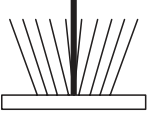





 Key hardware.

50MM COMMERCIAL DOOR HARDWARE

	Code	Description	U.O.M	BOX QTY.
	1651	Glazing Wedge Captive Co-Extruded Santoprene - 100m Roll	Roll	N/A
	1684	Glazing Wedge Co-Extruded - 150m Roll	Roll	N/A
	1916	Glazing Block and Roller Packer (20mm x 24mm x 35mm) - 50 per Bag	Roll	N/A
	1443	Inward Sill Gaskets - Roll of 490 Sets Suits: CG548	Roll	2
	1444	Outward Sill Gaskets - Roll of 550 Sets Suits: CG549	Roll	2
	1445	Small & Large Stile Gaskets - Roll of 925 pcs Suits CG513, CGBF513/343	Roll	2
	1683	Multi-fold Seal - 100m Roll	Roll	N/A
	1681	Multi-fold Seal - 100m Roll	Roll	N/A
	1926	Sill Drain Flap - Fire Rated - 300m Roll	Roll	N/A
	1600	Bulb Seal PVC - 250m Roll	Roll	N/A
	1601	Bulb Seal Co-Extruded - 100m Roll	Roll	N/A

 Key hardware.

50MM COMMERCIAL DOOR HARDWARE

	Code	Description	U.O.M	BOX QTY.
	1698	Thermal cover strip - 300m Roll	Roll	N/A
	1675	Flydoor/Skirting Interlock Infill - 100m Roll	Roll	N/A
	1834	Hole Plug 10mm (Bag of 200)	Bag	N/A
	1660	V Seal (Mullion Rubber) - 500m Roll	Roll	1
	1710	Weatherstrip 48-425 Black - 625m roll	Roll	N/A
	1721	Weatherstrip 67-525 Black with Fin - 400m Roll	Roll	5
	2610	Fringe Pile 16mm x 300m Roll Black	Roll	N/A
	1900-M	Frame Packers - 1.5mm X 90mm - Blue 100/Bag	Bag	N/A
	1901-M	Frame Packers - 3mm X 90mm - Green 100/Bag	Bag	N/A
	1902-M	Frame Packers - 5mm X 90mm - Ochre 100/Bag	Bag	N/A
	1903-M	Frame Packers - 10mm X 90mm - Black 100/Bag	Bag	N/A

ClimateGuard • 50mm Commercial Door

 Key hardware.

50MM COMMERCIAL DOOR HARDWARE

	Code	Description	U.O.M	BOX QTY.
	1906	Aluminium Frame Packers 1mm - 100/Bag	Bag	N/A
	1907	Aluminium Frame Packers 2mm - 100/Bag	Bag	N/A
	1908	Aluminium Frame Packers 5mm - 100/Bag	Bag	N/A
	1909	Aluminium Frame Packers 10mm - 100/Bag	Bag	N/A
	1930	End Cap To Suit 100mm Subsills - Bag of 50 Pairs (Left & Right)	Bag	N/A
	1608	Co-Expansion Seal - 2.7m	Roll	N/A
	1960	Lanotec General Purpose Liquid Lanolin 400g	Tube	12
	1961	Lanotec "Citra Force" Cleaner Degreaser 400g	Tube	12
	1938	Universal Subsill End Cap Bag of 25 Pairs (Left & Right)	Bag	N/A
 Pan Head	4S-PH101ST-SS	Screw stainless steel pan head 10g x 1" self tapper - box of 1000	Box	N/a

 Key hardware.



ClimateGuard

FIXED FRAME GLAZING SYSTEMS

100MM X 60MM CENTRE THERMAL DG
150MM X 60MM CENTRE THERMAL DG
100MM X 60MM FRONT THERMAL DG
150MM X 60MM FRONT THERMAL DG

GLASS THICKNESS	WEDGE REQUIRED	SPECIFIC PROFILES REQUIRED	POCKET SIZE
12mm	1615-1620 OR 1620-1645	DGF4510 reducer (for front)	40mm
14mm	1615-1620 OR 1615-1646		
16mm	1620-1620 OR 1620-1646		
18mm	1630-1630 OR 1630-1647	2 x CDG4308 reducer (for centre)	
20mm	1615-1623 OR 1623-1645	CDG4308 reducer	
22mm	1615-1620 OR 1623-1645		
24mm	1623-1623 OR 1623-1622		
28mm	1615-1623 OR 1623-1645		
30mm	1615-1615 OR 1620-1645		
32mm	1620-1620 OR 1625-1645		
34mm	1625-1630 OR 1625-1646		
36mm	1630-1630		



1615



1620



1622



1623



1625



1630



1645



1646



1647



100mm CDG



100mm FDG



150mm CDG



150mm FDG



100MM x 60MM CENTRE DOUBLE GLAZED FRAMING

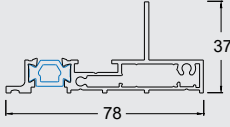
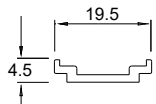
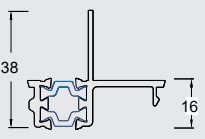
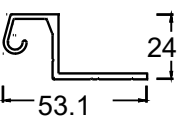

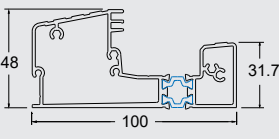

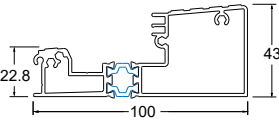

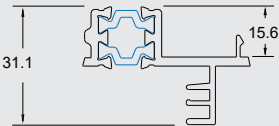

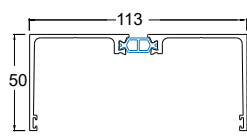

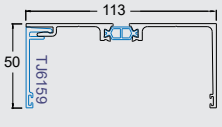

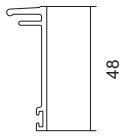

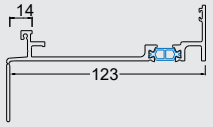

	Code	Description
	CGDG101	100mm Centre Frame
	CGDG135	100mm Centre Narrow Mainframe
	CGDG102	100mm Centre Sill
	CGDG162	100mm Centre Transom/Sill
	CGDG136	100mm Centre Low Sill
	CGDG110	100mm Centre Bead Fits With: CGDG102/136/162
	CGDG111	100mm Centre Awning Sill/Transom
	CGDG127	100mm Centre Female Mullion 1660
	CGDG128	100mm Centre Male Mullion
	CGDG113	100mm Centre Pocket Adaptor Fits With: CGDG101/102
	CGDG118	100mm Flush Filler Fits With: CGDG101/102



Key hardware.

Please note: - All lengths are Metres
- All lengths are 6.5m unless otherwise specified.

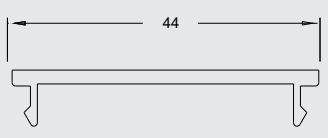
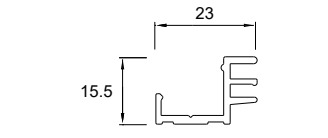

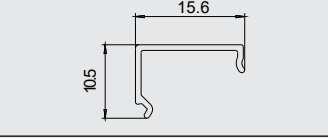
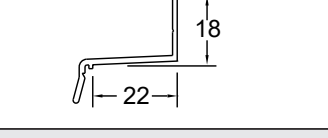

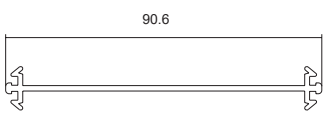
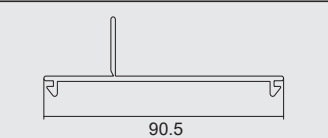
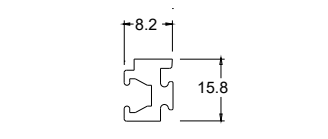
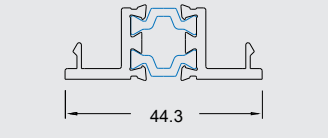
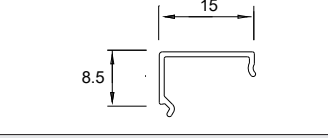
100MM x 60MM CENTRE DOUBLE GLAZED FRAMING

	Code	Description
	CG701	Awning/Casement Stop - Recessed
	CGM001	Control Bar and Stay Packer - Roto Fit with CG704
	DTB026	Awning Stop
	CGM002	50mm Plant-on Awning Hook Fits With: CG704  5021
	CG548	Hinge Door Inward Sill  1443;1683;1926
	CG549	Hinge Door Outward Sill  1444;1683;1926
	CGDG531	100mm Hinged Door Centre Clip-in Stop  1683
	DTB101	100mm Subhead  1601;1710
	DTB103	100mm Subhead/Jamb  1601
	TJ6159	2 Part Sub Head / Jamb Cover  1601
	DTB102	100mm Subsill  1601;1926

 Key hardware.

Please note: - All lengths are Metres
- All lengths are 6.5m unless otherwise specified.

100MM x 60MM CENTRE DOUBLE GLAZED FRAMING

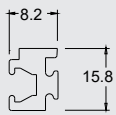
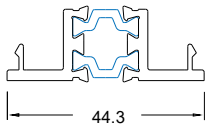
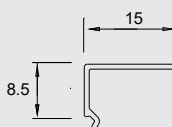
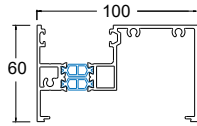
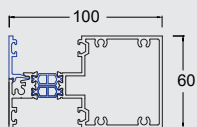
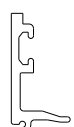
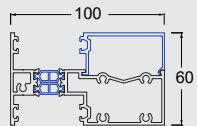
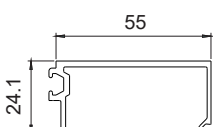
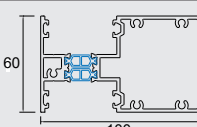
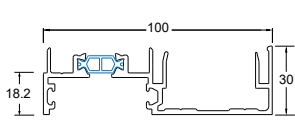
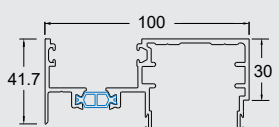

	Code	Description
	CGM106	Mainframe Pocket Filler - Non-thermal
	CGM809	Plant On Door Stop Length: 3 Fits With: JM2811 or 1688  1675;1683
	JM2811	Cover to Suit Plant On Door Stop Fits With: Plant On Door Stop, JM2810
	KW069	Universal Head Flashing / Drip Mould
	TJ305	Flush Adaptor Fits With: CGDG101/102/135/136
	TJ385	100mm Back To Back Adaptor Fits With: CGDG101/102/135/136
	TJ342	Reveal Clip-In Fits With: CGDG101/102/135/136
	CDG4308	8mm Glazing Pocket Reducer
	CGDG106	Mainframe Pocket Filler
	1688	PVC Cover for Plant on Door Stop Fits With: JM2810 & CGM809



Key hardware.

Please note: - All lengths are Metres
- All lengths are 6.5m unless otherwise specified.

100MM x 60MM FRONT DOUBLE GLAZED FRAMING

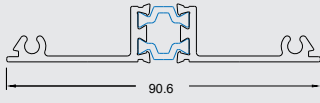
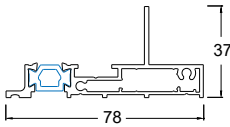
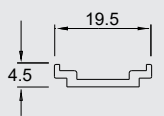
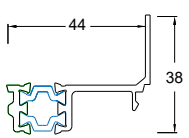
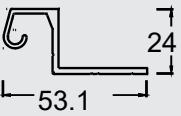

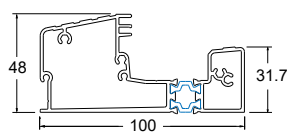

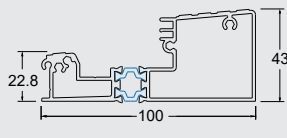

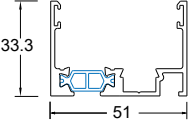

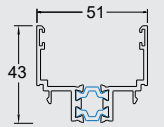

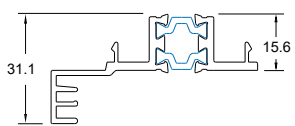

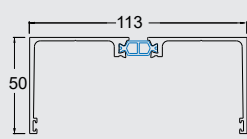

	Code	Description
	CDG4308	8mm Glazing Pocket Reducer
	CGDG106	Mainframe Pocket Filler
	1688	PVC Cover for Plant on Door Stop Length: 3.5 Fits With: JM2810 & CGM809
	CGFG301	100mm Front Frame
	CGFG302	100mm Front Transom/Sill
	CGFG303	100mm Front Bead Fits With: CGFG302
	CGFG309	100mm Front Transom/Sill with Internal Bead
	CGFG310	100mm Front Internal Bead Fits With: CGFG309
	CGFG311	100mm Front Box Transom
	CGFG327	100mm Front Female Mullion
	CGFG328	100mm Front Male Mullion  1660

ClimateGuard • Fixed Framing Glazing

 Key hardware.

Please note: - All lengths are Metres
- All lengths are 6.5m unless otherwise specified.

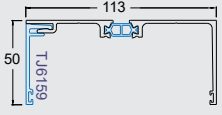

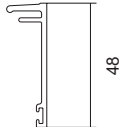

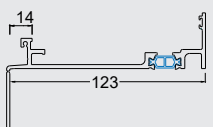

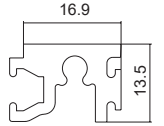
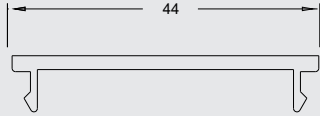
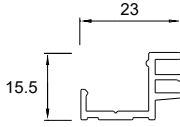

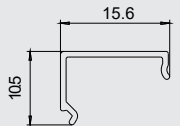
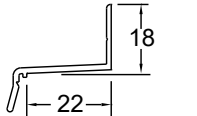
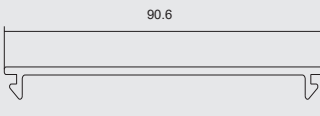
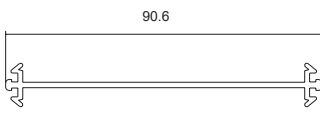
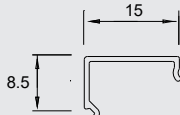
100MM x 60MM FRONT DOUBLE GLAZED FRAMING

	Code	Description
	CGDG118	100mm Flush Filler Fits With: CGFG301
	CG701	Awning/Casement Stop - Recessed
	CGM001	Control Bar and Stay Packer - Roto Fit with CG705
	CG703	Awning Clip-in Stop Front Glazed
	CGM002	50mm Plant-on Awning Hook Fits With: CG704  5021
	CG548	Hinge Door Inward Sill  1443;1683;1926
	CG549	Hinge Door Outward Sill  1444;1683;1926
	CGSD111	Sliding Door Receiver Channel  1698;1721
	CGSD113	Sliding Door Clip In Receiver Channel  1721
	CGFG331	100mm Front Door Stop  1683
	DTB101	100mm Subhead  1601;1710

 Key hardware.

Please note: - All lengths are Metres
- All lengths are 6.5m unless otherwise specified.

100MM x 60MM FRONT DOUBLE GLAZED FRAMING

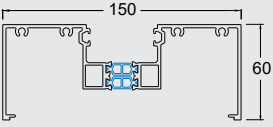
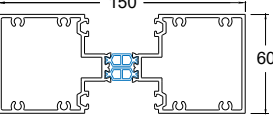
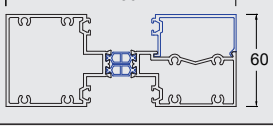
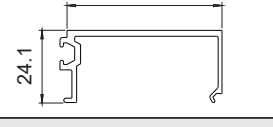
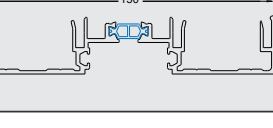
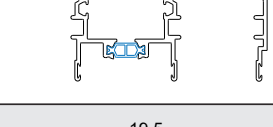
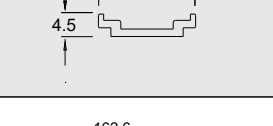


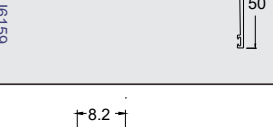

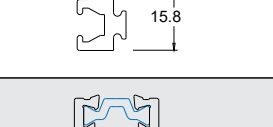
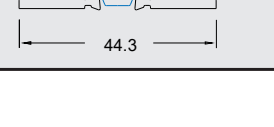
	Code	Description
	DTB103	100mm Subhead/Jamb  1601
	TJ6159	2 Part Sub Head / Jamb Cover  1601
	DTB102	100mm Subsill  1601;1926
	DGF4510	16mm Glazing Pocket Reducer
	CGM106	Mainframe Pocket Filler - Non-thermal
	CGM809	Plant On Door Stop Length: 3 Fits With: JM2811 or 1688  1689
	JM2811	Cover to Suit Plant On Door Stop Fits With: JM2810 & CGM809
	KW069	Universal Head Flashing / Drip Mould
	TJ305	Flush Adaptor Fits With: CGFG301
	TJ385	100mm Back To Back Adaptor Fits With: CGFG301
	1688	PVC Cover for Plant on Door Stop Fits With: JM2810 & CGM809

ClimateGuard • Fixed Framing Glazing

 Key hardware.

Please note: - All lengths are Metres
 - All lengths are 6.5m unless otherwise specified.

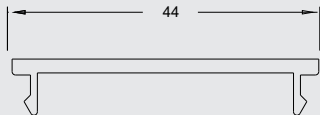
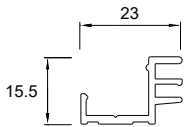

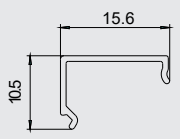
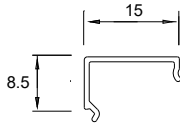
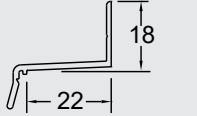
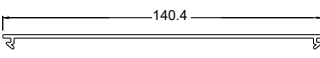

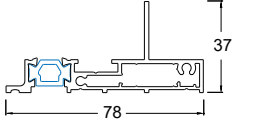
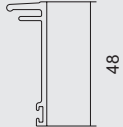

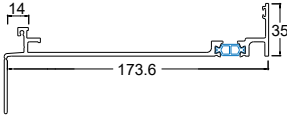

150MM x 60MM CENTRE DOUBLE GLAZED FRAMING

	Code	Description
	CGDG661	150mm Centre Mainframe
	CGDG662	150mm Centre Boxed Mainframe / Awning Transom
	CGDG669	150mm Centre Transom/Sill
	CGFG310	100mm Front Internal Bead
	CGDG687	150mm Centre Female Mullion
	CGDG688	150mm Centre Male Mullion
	CGM001	Control Bar and Stay Packer - Roto Fit with CG706
	DTB151	150mm Subhead  1601;1710
	DTB153	150mm Subhead/Jamb  1601
	CDG4308	8mm Glazing Pocket Reducer
	CGDG106	Mainframe Pocket Filler

 Key hardware.

Please note: - All lengths are Metres
- All lengths are 6.5m unless otherwise specified.

150MM x 60MM CENTRE DOUBLE GLAZED FRAMING

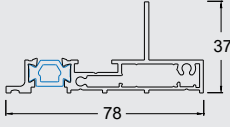
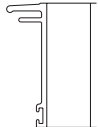

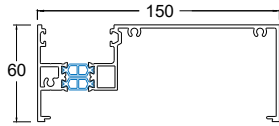
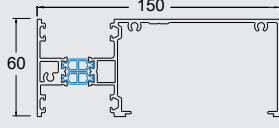
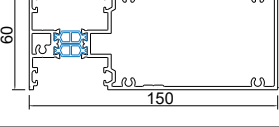
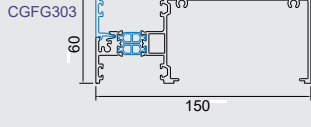
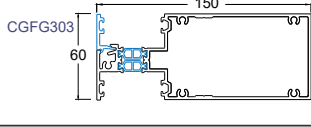
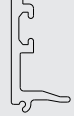
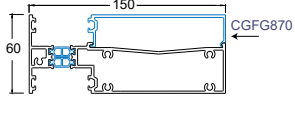

	Code	Description
	CGM106	Mainframe Pocket Filler - Non-thermal
	CGM809	Plant On Door Stop Length: 3 Fits With: JM2811 or 1688  1683
	JM2811	Cover to Suit Plant On Door Stop Fits With: JM2810
	1688	PVC Cover for Plant on Door Stop Fits With: JM2810 & CGM809
	KW069	Universal Head Flashing / Drip Mould
	CGM684	150mm Flat Filler Fits With: CGDG661
	CGM685	150mm Back To Back Adaptor Fits With: CGDG661
	CG701	Awning/Casement Stop - Recessed
	TJ6159	2 Part Sub Head / Jamb Cover  1601
	DTB152	150mm Subsill  1601;1926

ClimateGuard • Fixed Framing Glazing

 Key hardware.

Please note: - All lengths are Metres
- All lengths are 6.5m unless otherwise specified.

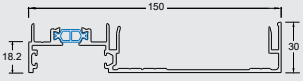
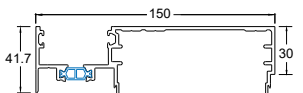
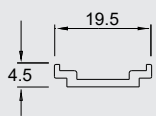
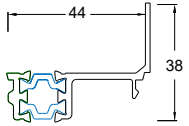
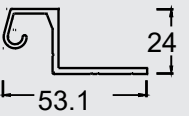

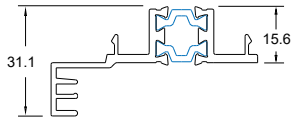

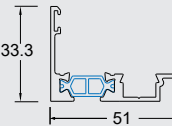

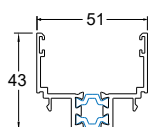

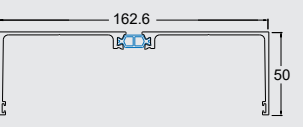

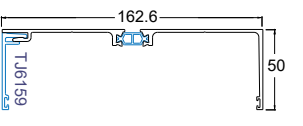

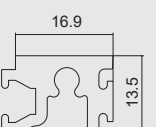
150MM x 60MM FRONT DOUBLE GLAZED FRAMING

	Code	Description
	CG701	Awning/Casement Stop - Recessed
	TJ6159	2 Part Sub Head / Jamb Cover Key 1601
	DTB152	150mm Subsill Key 1601;1926
	CGFG860	150mm Front Mainframe
	CGFG861	150mm Front Open Mainframe / Awning Transom
	CGFG811	150mm Front Awning/Box Transom
	CGFG863	150mm Front Open Transom Sill
	CGFG862	150mm Front Box Transom Sill
	CGFG303	100mm Front Bead Fits With: CGDG862/863
	CGFG869	150mm Front Transom Sill with Internal Bead
	CGFG870	150mm Front Internal Bead Fits With: CGFG869

 Key hardware.

Please note: - All lengths are Metres
- All lengths are 6.5m unless otherwise specified.

150MM x 60MM FRONT DOUBLE GLAZED FRAMING

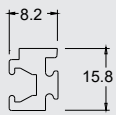
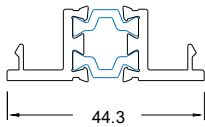
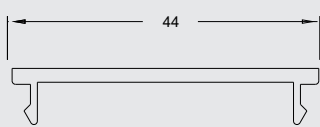
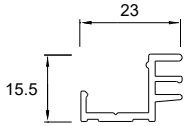

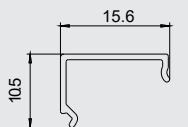
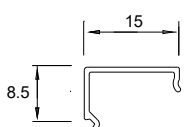
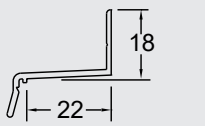
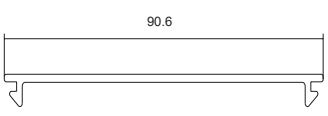

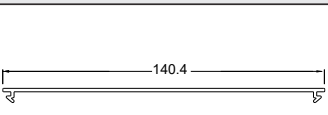
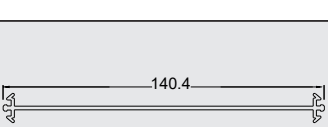
	Code	Description
	CGFG887	150mm Front Female Mullion
	CGFG888	150mm Front Male Mullion
	CGM001	Control Bar and Stay Packer - Roto Fit with CG707
	CG703	Awning Clip-in Stop Front Glazed
	CGM002	50mm Plant-on Awning Hook Fits With: CG704  5021
	CGFG331	100mm Front Door Stop  1683
	CGSD111	Sliding Door Receiver Channel  1698;1721
	CGSD113	Sliding Door Clip In Receiver Channel  1721
	DTB151	150mm Subhead  1601
	DTB153	150mm Subhead/Jamb  1601
	DGF4510	16mm Glazing Pocket Reducer

ClimateGuard • Fixed Framing Glazing

 Key hardware.

Please note: - All lengths are Metres
- All lengths are 6.5m unless otherwise specified.

150MM x 60MM FRONT DOUBLE GLAZED FRAMING

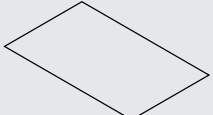
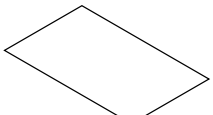

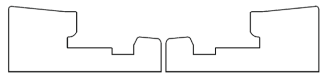







	Code	Description
	CDG4308	8mm Glazing Pocket Reducer
	CGDG106	Mainframe Pocket Filler
	CGM106	Mainframe Pocket Filler - Non-thermal
	CGM809	Plant On Door Stop Fits With: JM2811 or 1688  1683
	JM2811	Cover to Suit Plant On Door Stop Fits With: JM2810
	1688	PVC Cover for Plant on Door Stop Length: 3.5 Fits With: JM2810 & CGM809
	KW069	Universal Head Flashing / Drip Mould
	TJ305	Flush Adaptor Fits With: CGFG861/863
	TJ385	100mm Back To Back Adaptor Fits With: CGFG861/863
	CGM684	150mm Flat Filler Fits With: CGFG860
	CGM685	150mm Back To Back Adaptor Fits With: CGFG860



Key hardware.

Please note: - All lengths are Metres
- All lengths are 6.5m unless otherwise specified.






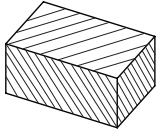

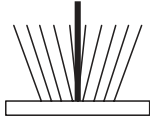

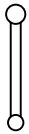
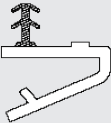
DOUBLE GLAZED FRAMING HARDWARE

	Code	Description	U.O.M	BOX QTY.
	1442	100mm Framing Gaskets - Roll of 820pcs Suits: 100mm Framing	Roll	1
	1441	150mm Framing Gaskets - Roll of 820pcs Suits: 150mm Framing	Roll	1
	1443	Inward Sill Gaskets - Roll of 490 Sets Suits: CG548	Roll	1
	1444	Outward Sill Gaskets - Roll of 550 Sets Suits: CG549	Roll	1
	1495	Foam Plug To Suit Double Glazed Framing (9 Per Sheet) Suits: ClimateGuard Framing	Roll	1
	1630	Glazing Wedge PVC - 200m Roll	Roll	1
	1625	Glazing Wedge PVC for 8.38mm Glass - 250m Roll	Roll	1
	1620	Glazing Wedge PVC - 200m Roll	Roll	1
	1615	Glazing Wedge PVC - 200m Roll	Roll	1
	1623	Glazing Wedge - 100m Roll	Roll	1
	1647	Glazing Wedge Captive Co-Extruded Santoprene - 100m Roll	Roll	N/A

ClimateGuard • Fixed Frame Glazing

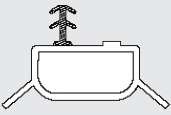


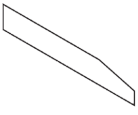



 Key hardware.

DOUBLE GLAZED FRAMING HARDWARE

	Code	Description	U.O.M	BOX QTY.
	1646	Glazing Wedge Captive Co-Extruded Santoprene - 100m Roll	Roll	N/A
	1645	Glazing Wedge Captive Co-Extruded Santoprene - 100m Roll	Roll	N/A
	1622	Captive Wedge - 100m Roll	Roll	N/A
	1660	V Seal (Mullion Rubber) - 500m Roll	Roll	1
	1601	Bulb Seal Co-Extruded - 100m Roll	Roll	N/A
	1915	Glazing Block for Fixed Framing 25x12x75mm - Bag of 50 pieces	Bag	N/A
	1710	Weatherstrip 48-425 Black - 625m Roll	Roll	N/A
	1721	Weatherstrip 67-525 Black with Fin - 400m Roll	Roll	N/A
	5888	Fixing Frame Block Insert - Bag of 20	Bag	N/A
	1926	Sill Drain Flap - Fire Rated - 300m Roll	Roll	N/A
	1681	Multi-fold Seal - 100m Roll Suits: HV005	Roll	N/A

 Key hardware.

DOUBLE GLAZED FRAMING HARDWARE

	Code	Description	U.O.M	BOX QTY.
	1683	Multi-fold Seal - 100m Roll Suits: HV004/009	Roll	N/A
	1675**	Flydoor/Skirting Interlock Infill - 100m Roll **Specify finish: Black: 1675- BL, Light Grey: 1675-LG	Roll	1
	1698	Thermal cover strip - 300m Roll	Roll	N/A
	1938	Universal Subsill End Cap Bag of 25 Pairs (Left & Right)	Bag	N/A
	5021	Awning Hook End Cap - Bag of 20 Pairs	Bag	N/A
 Pan Head	4S-PH102ST-SS	Screw Stainless Steel Pan Head 10g x 2" Self Tapper - Box of 500	Box	N/A
	1608	Co-Expansion Seal - 2.7m	Roll	N/A



Please check your local branch for stock availability.

 Key hardware.

* **Disclaimer:** Engineering required as per project.

darleyaluminium.com.au



Introducing the NEW Darley 250mm x 60mm Front Double Glazed Commercial Framing system


This 250mm front glazed framing system is the ideal choice for commercial applications, including showrooms, commercial offices, shopping centres, and other applications where large spans are required.

It offers superior strength and has been tested to an overall height of 6000mm.

Designed and engineered in Australia, this commercial framing system is easy to fabricate & install and can enhance the aesthetic of any building.

Features & Benefits

- Ideal for large spans, this commercial framing system accepts a glass thickness of up to 44mm
- Superior strength and durability
- Tested to an overall unit height of 6000mm
- High water resistance with a water rating of 800Pa
- Compatible with Darley CityView commercial window and door systems
- Tested to AS2047 Windows & External Glazed Doors and AS4284 Testing of Building Facades



Scan the QR
Code to find
out more

NEW

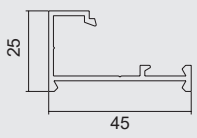

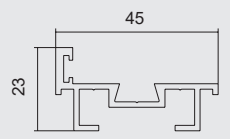
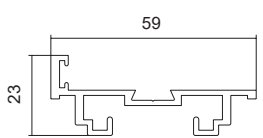
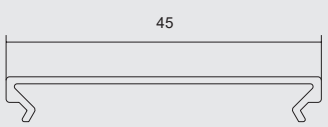
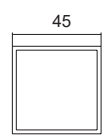
 CityView™



45MM PARTITION SUITE





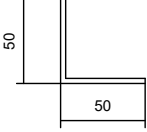
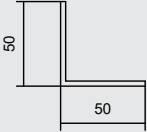
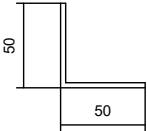
45MM PARTITION SECTIONS

	Code	Description
	PS402	Standard 45mm Pocket Glazing Section - Please refer to glazing combinations for 45mm standard door Length: 5.5 Fits With: PS403 Key 1860
	PS403	Clip In Glazing Bead Length: 5.5 Fits With: PS402
	PS435	35mm Door Frame Length: 5.5 Fits With: PS402 Key 1862;1675;1720
	PS445	45mm Door Frame Length: 5.5 Fits With: PS402 Key 1861;1675;1720
	PS404	45mm End Cap Length: 5.5 Fits With: PS402
	SQ4545T16	Square Post 45 X 45 X 1.6mm

 Key hardware.

Please note: - All lengths are Metres
- All lengths are 6.5m unless otherwise specified.

45MM PARTITION SUITE COMPONENTS

	Code	Description
	1675	Flydoor/Skirting Interlock Infill - 100m Roll 
	1860	Corner Stake for Partition Suite - 50 x 50 x 3mm 10mm
	1861	Corner Stake for Partition Suite - 50 x 50 x 3mm 39.5mm
	1862	Corner Stake for Partition Suite - 50 x 50 x 3mm 31.4mm

Darley Aluminium • 45mm Partition Suite



Key hardware.

Please note: - All lengths are Metres
 - All lengths are 6.5m unless otherwise specified.

* **Disclaimer:** Engineering required as per project.



Please check your local branch for stock availability.



Improve energy efficiency and comfort

Darley Aluminium's new ClimateGuard range of thermally broken windows, doors and framing are perfect for delivering optimal energy efficiency and comfort to commercial buildings. The thermal break in ClimateGuard consists of a thermal polyamide strip between interior and exterior aluminium profiles, that reduces the flow of thermal energy throughout the Aluminium frame. Designed and engineered in Australia, the ClimateGuard systems have been tested and exceed Australian Standard AS2047.

ClimateGuard windows and doors help maintain an ideal temperature in commercial buildings, reducing the need for artificial heating / cooling and ultimately improving energy efficiency.

Key Features & Benefits

- Designed and engineered in Australia – these systems have been tested and exceed Australian Standard AS2047
- Easy to fabricate and install
- State-of-the-art thermal break technology
- Available in a wide range of powder coat colours
- Compatible with Darley's other window and door systems
- Reduces the need for artificial cooling and heating



Scan the QR code to learn more about the ClimateGuard thermally broken window, door and framing systems.





ACOUSTIC FRAMING

100MM X 50MM ACOUSTIC FRAME			
GLASS THICKNESS	SPECIFIC PROFILES REQUIRED	WEDGE REQUIRED	POCKET SIZE
6mm	FGA100/ FGA102/ FGA104 + FGS403	1615 - 1615 1620 - 1645	16.75mm
8mm		1620 - 1620 1625 - 1645	
10.38mm		1625 - 1625 1620 - 1646	
12.38mm		1630 - 1630 1630 - 1647	

150MM X 50MM ACOUSTIC FRAME			
GLASS THICKNESS	SPECIFIC PROFILES REQUIRED	WEDGE REQUIRED	POCKET SIZE
6mm	FGA150/ FGA154/ FGA152 + FGS403	1615 - 1615 1620 - 1645	16.75mm
8mm		1620 - 1620 1625 - 1645	
10.38mm		1625 - 1625 1620 - 1646	
12.38mm		1630 - 1630 1630 - 1647	



1615



1620



1625



1630



1645



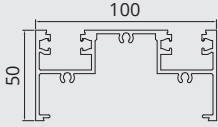
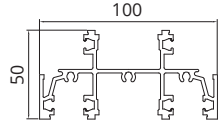
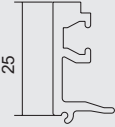
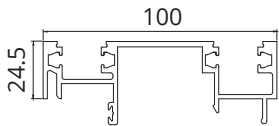

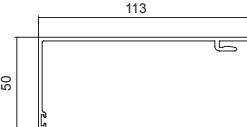

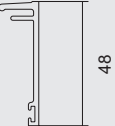

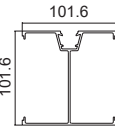
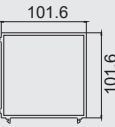
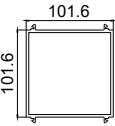


1645



1647



100MM ACOUSTIC FRAMING

	Code	Description
	FGA100	100mm Acoustic Frame - Head/Jamb
	FGA102	100mm Acoustic Frame - Sill/Transom Fits With: FGS403
	FGS403	External Bead Fits With: FGA102
	FGA104	100mm Acoustic Frame - Self Mating Mullion
	DGF4506	Pocket Filler Fits With: FGA102
	TJ431	Standard Two Part Subhead / Jamb Fits With: TJ6159  1601
	TJ6159	2 Part Sub Head / Jamb Cover Fits With: TJ6158  1601
	TJ308	Corner Post Fits With: TJ304/305/306/307/335/342/ TJ345/364/378/385/715/720
	TJ319	Corner Post 90 Degree Fits With: With TJ300/301/360/367/390
	TJ347	180 Degree Post Fits With: TJ300/301/360/367/390
	TJ309	49mm Sub Head  1601;1710

NEW

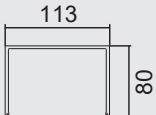
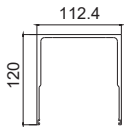
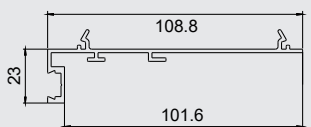
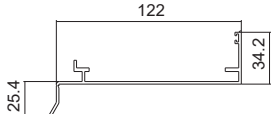
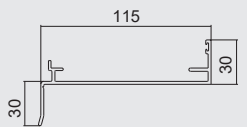
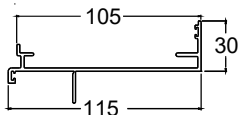
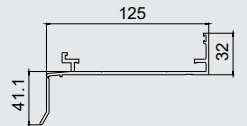
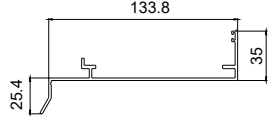
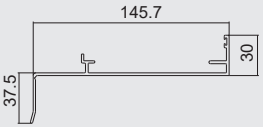
NEW

NEW

 Key hardware.

Please note: - All lengths are Metres
- All lengths are 6.5m unless otherwise specified.

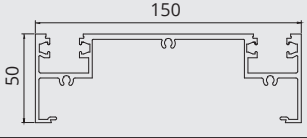
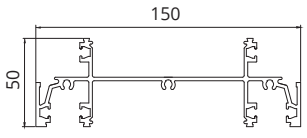
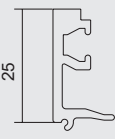
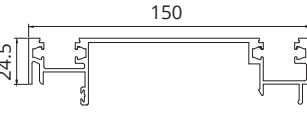
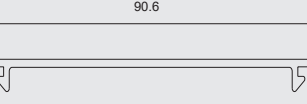


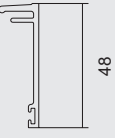





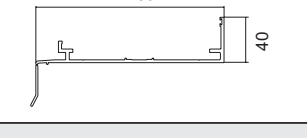

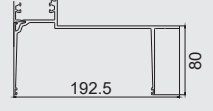

100MM ACOUSTIC FRAMING

	Code	Description
	TJ692	80mm Sub Head Key 1601;1710
	TJ520	120mm Sub Head Key 1601;1710
	RWM053	Concealed Face Fix Adapter Length: 5.4 Fits With: TJ300/301/302/308/360/367/390
	TJ359	Light Duty Sub Sill 12mm Set Back Slotted Key 1601;1930
	TJ368	Standard Sub Sill 6mm Set Back Slotted Key 1601;1930
	TJ370	Sub Sill with Reveal Key 1601;1925
	TJ379	Heavy Duty Sub Sill 12mm Set Back Slotted Key 1601;1930
	TJ259	Sub Sill 23mm Set Back Slotted Key 1601;1930
	TJ432	Sub Sill 35mm Set Back Slotted Key 1601;1930

 Key hardware.

Please note: - All lengths are Metres
- All lengths are 6.5m unless otherwise specified.

150MM ACOUSTIC FRAMING

	Code	Description
	FGA150	150mm Acoustic Frame - Head/Jamb
	FGA152	150mm Acoustic Frame - Sill/Transom Fits With: FGS403
	FGS403	External Bead Fits With: FGA152
	FGA154	150mm Acoustic Frame - Self Mating Mullion
	TJ305	Flush Adaptor Fits With: FGA152
	TJ6158	150mm 2 Part Sub Head / Jamb Fits With: TJ6159  1601
	TJ6159	2 Part Sub Head / Jamb Cover Fits With: TJ6158  1601
	TJ6157C	150mm Sub Head Fits With: TJ6151/6152 /FG601  1601;1710
	TJ6156	150mm Sub Sill Slotted  1601
	TJ679	High Performance 150mm Sub Sill Slotted  1601
	DGF6563	150mm Double Glazed Spandrel Sub Head Fits With: FGS403 & FB10030  1601;1710

NEW

NEW


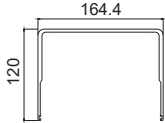
NEW

Commercial Framing • Acoustic Framing

 Key hardware.

Please note: - All lengths are Metres
- All lengths are 6.5m unless otherwise specified.

150MM ACOUSTIC FRAMING












	Code	Description
	DGF6562	150mm Double Glazed Spandrel Sub Sill Fits With: TJ6155 Key 1601
	TJ6155	150mm Sub Head, 120mm Deep Key 1601;1710

Commercial Framing • Acoustic Framing

 Key hardware.


Please note: - All lengths are Metres
- All lengths are 6.5m unless otherwise specified.

ACOUSTIC FRAMING HARDWARE

	Code	Description	U.O.M	BOX QTY.
	1474	Foam Seal - 1050 Pieces Roll	Roll	1
	1475	Foam Seal - 1120 Pieces Roll Suits 150mm Front Glazed Single	Roll	1
	1615	Glazing Wedge PVC - 200m Roll	Roll	1
	1620	Glazing Wedge PVC - 200m Roll	Roll	1
	1625	Glazing Wedge PVC for 8.38mm Glass - 250m Roll	Roll	1
	1630	Glazing Wedge PVC - 200m Roll	Roll	1
	1645	Glazing Wedge Captive Co-Extruded Santoprene - 100m Roll	Roll	N/A
	1646	Glazing Wedge Captive Co-Extruded Santoprene - 100m Roll	Roll	N/A
	1647	Glazing Wedge Captive Co-Extruded Santoprene - 100m Roll	Roll	N/A
	1660	V Seal (Mullion Rubber) - 500m Roll	Roll	1
	1600	Bulb Seal PVC - 250m Roll	Roll	1

 Key hardware.

ACOUSTIC FRAMING HARDWARE

	Code	Description	U.O.M	BOX QTY.
	1601	Bulb Seal Co-Extruded - 100m Roll	Roll	1

Commercial Framing • Acoustic Framing

 Key hardware.



Commercial



Residential



Security

Experience Quality and Design: View Our Project Showcase

Explore Darley Aluminium's extensive range of commercial projects that showcase the versatility, strength, and elegance of our aluminium systems. From modern architectural masterpieces to functional and sustainable builds, each project exemplifies the quality and innovation behind Darley's design. Our comprehensive portfolio demonstrates how our solutions adapt to various applications and specifications, meeting the demands of both aesthetic appeal and functional performance.

See first hand how Darley Aluminium has been integrated into inspiring builds across various industries and discover how our systems can elevate your next project with quality you can rely on.



Scan the QR code to visit our project page and gain insight into the unique capabilities of Darley's commercial framing systems.





GLAZING CHANNELS

25MM X 25MM GLAZING CHANNELS - SG			
GLASS THICKNESS	WEDGE REQUIRED	SPECIFIC PROFILES REQUIRED	POCKET SIZE
6.38mm	1615-1933	TJ015 (Base) TJ016 (Bead) TJ025 (C hannel)	19mm
8.38mm	1615-1615		
10.38mm	1620-1615		
12.38mm	1620-1625		

60MM X 50MM GLAZING CHANNELS - DG			
GLASS THICKNESS	WEDGE REQUIRED	SPECIFIC PROFILES REQUIRED	POCKET SIZE
20mm	1615-1923 OR 1615-1622 OR 1623-1645	Requires 1 x DGF45410 Reducer OR 2 x CDG4308 Reducers	33.6mm
22mm	1630-1623 OR 1625-1933 OR 1933-1945		
24mm	1615-1615 OR 1630-1620		
26mm	1625-1625 OR 1630-1620		
28mm	1630 - 1630		
30mm	1615-1923 OR 1615-1622 OR 1623-1645	Requires 1 x CDG4308 Reducer	42mm
32mm	1615-1615 OR 1615-1645		
34mm	1620-1920 OR 1615-1625 OR 1625-1645		
36mm	1625-1625 OR 1625-1630		
38mm	1620-1923 OR 1620-1622 OR 1615-1645		50mm
40mm	1615-1620 OR 1620-1645		
42mm	1620-1920 OR 1615-1630 OR 1625-1645		
44mm	1625-1630		



1615



1620



1622



1623



1625



1630

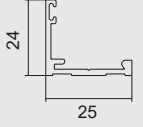
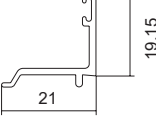
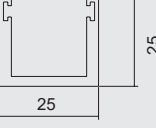
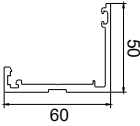

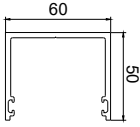
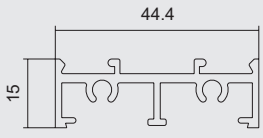
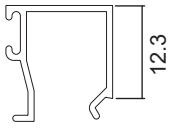
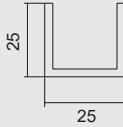
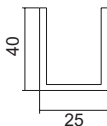
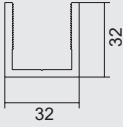


1645



1933

GLAZING CHANNELS

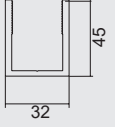
	Code	Description
	TJ015	Glazing Base 25 x 25 (Part 1) Fits With: TJ016
	TJ016	Glazing Bead 25 x 25 (Part 2) Fits With: TJ015
	TJ025	Glazing Channel 25 x 25 x 3mm
	TJ041	Double Glazing Channel Base - 50mm Pocket
	TJ042	Double Glazing Channel Bead - 50mm Pocket
	TJ043	Double Glazing Channel - 50mm Pocket
	TJ208	45mm Double Beaded Glazed Base Fits With: TJ202/227
	TJ202	Door Bead Fits With: TJ200/201/204/210/211/226
	CH3218	Glazing Channel 25 x 25 x 3mm
	CH3220	Glazing Channel 25 x 40 x 3mm
	CH3232	Glazing Channel 32 x 32 x 3mm



Key hardware.

Please note: - All lengths are Metres
- All lengths are 6.5m unless otherwise specified.

GLAZING CHANNELS

	Code	Description
	CH3245	Glazing Channel 32 x 45 x 3mm

 Key hardware.

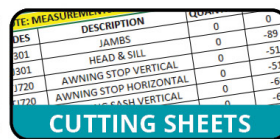
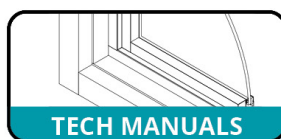
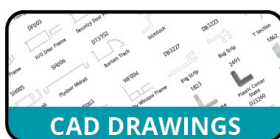
Please note: - All lengths are Metres
 - All lengths are 6.5m unless otherwise specified.

* Disclaimer: Engineering required as per project.



Access Comprehensive Product Information with the Darley Customer Portal

The Darley Customer Portal is an exclusive online platform that provides users with comprehensive access to product and technical resources essential for fabricating and installing our window, door, and commercial framing systems. Ideal for fabricators, architects, estimators, and specifiers, the Customer Portal offers easy access to:



Registering is simple—just scan the QR code and complete the online form.

Please note: Access to the Customer Portal is reserved for existing Darley Aluminium customers.

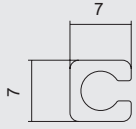
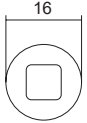
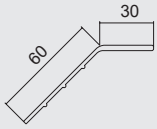
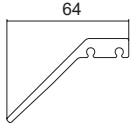
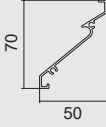
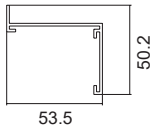
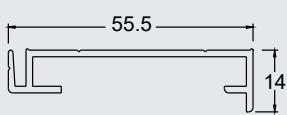
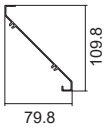
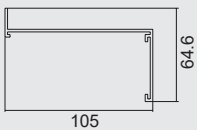
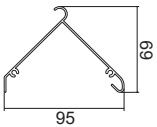
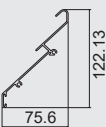




FIXED LOUVERS



FIXED LOUVERS

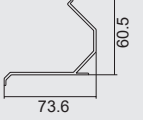
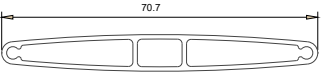
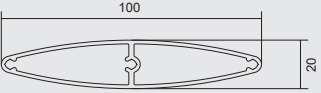
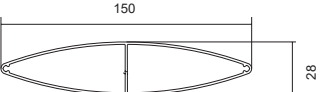
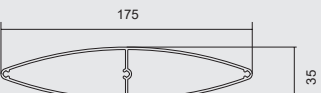
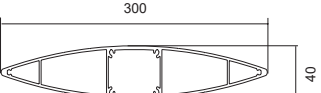
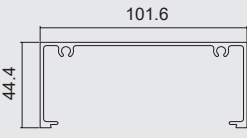
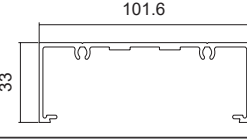
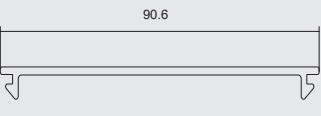
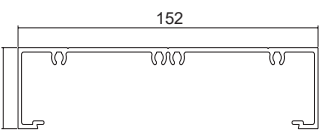

	Code	Description
	LV106	Louvre Fixing Rod Length: 4 Fits With: inside LV107
	LV107	Louvre Spacer Rod Length: 4 Fits With: LV106
	LV108	60mm Louvre Blade
	LV109	60mm x 10mm Blade
	LV050	50mm Louvre Blade Recommended Max Span 1500mm Length: 6 Fits With: LV051
	LV051	50mm Louvre Frame Fits With: LV050, 33mm Angle
	LV052	Hinged Door Insert for 50mm Louvre Blades Length: 6 Fits With: LV050
	LV100	100mm Louvre Blade Recommended Max Span 1600mm Length: 6 Fits With: LV101
	LV101	100mm Louvre Frame Fits With: LV100, 1.60mm Angle
	LV9517	Chevron Louvre Recommended Max Span 2000mm
	LV7061	Louvre Blade Recommended Max Span 2000mm Fits With: LV7049



Key hardware.

Please note: - All lengths are Metres
- All lengths are 6.5m unless otherwise specified.


FIXED LOUVERS

	Code	Description
	LV7049	Louvre Blade Fixing Adaptor Fits With: LV7061
	ESY007	Louvre 70.7mm Recommended Max Span 1300mm Length: 6
	LVE100	Louvre 100 x 20 Recommended Max Span 1600mm Length: 6, 6.5 3100
	LVE150	Louvre 150 x 28 Recommended Max Span 2600mm
	LVE175	Louvre 175 x 35 Recommended Max Span 3000mm
	LVE300	Louvre 300 x 40 Recommended Max Span 4200mm
	TJ367	Plain Frame Fits With: TJ304/305
	SD100	100mm Plain Frame Fits With: TJ304/305
	TJ305	Flush Adaptor Fits With: TJ367 / SD100
	SD150	152mm Plain Frame / Jamb
	JM2865	132mm Flat Filler Fits With: SD150



Key hardware.

Please note: - All lengths are Metres
- All lengths are 6.5m unless otherwise specified.



Enhance Window Automation with the New Electric Chain Winder Box

We are pleased to announce that the New Electric chainwinder box (TJ731 & TJ732) are now available to order from your local Darley branch. Consisting of a cover and base, these sections form a box that completely encloses the electric chainwinder, discretely hiding all its hardware & fixtures.

This sleek and discreet solution is designed to seamlessly integrate electric chainwinder hardware into your home or commercial setting, enhancing both functionality and aesthetics.

The Electric Chain Winder Box hides the hardware without inhibiting the performance, allowing you to enjoy the convenience of an automated window system without compromising on design. Whether you're looking to add this to a new project or upgrade your existing windows, this box is with a wide range of electric chain winders from different suppliers.


Key Features & Benefits:

- Removable bead for easy installation and maintenance
- Plastic endcaps for slim frames and effective cable management
- Wide compatibility with a range of electric chainwinders
- Snap-off groove to ensure a clean pass-through for the chain
- Plastic endcap for slim frames (3117)

In addition, the Electric Chain Winder Box is available in a wide range of finishes, including those from market-leading suppliers such as Interpon and Dulux. You can select from the same high-quality finishes available across the entire Darley range, ensuring a seamless look for your project.

List of Compatible Hardware

- Doric SCE100S/SCE300S
- FSA FENTEC ECO/ ECO Syncro



NEW



Scan the QR code or
Contact your local
Darley branch.