



COMMERCIAL FRAMING

SINGLE GLAZED 184

76mm x 35mm Centre Single Glazed.....	185
101.6mm x 45mm Centre Single Glazed	189
150mm x 45mm Single Glazed	
- Centre and/or Offset Pocket	197
100mm x 50mm Front Single Glazed.....	200
150mm x 50mm Front Single Glazed.....	207
Single Glazed Components	211

DOUBLE GLAZED..... 214

101.6mm x 50mm Centre Double Glazed	215
101.6mm x 44.4mm Centre Double Glazed	220
150mm x 50mm Centre Double Glazed	221
100mm x 50mm Front Double Glazed.....	225
150mm x 50mm Front Double Glazed.....	230
Double Glazed Components	235

CAPPED FRONT GLAZED SUITES..... 237

103mm x 50mm Capped Front Glazed	238
150mm x 50mm Capped Front Glazed.....	239
Capped Front Glazed Sections.....	240
Capped Front Glazed Components.....	242

CLIMATEGUARD AWNING & CASEMENT WINDOW 244

Recessed Awning & Casement Window System.....	245
Standard Awning & Casement Window System	246
Awning & Casement Window Hardware.....	247

CLIMATEGUARD SLIDING WINDOW SYSTEM.....	252
Sliding Window System.....	253
Sliding Window Hardware	256
CLIMATEGUARD ARCHITECTURAL SLIDING DOOR SYS.	264
Architectural Sliding Door System.....	265
Architectural Sliding Door Hardware	270
CLIMATEGUARD 50MM COMMERCIAL DOOR.....	278
50mm Commercial Door	279
50mm Commercial Door Hardware.....	282
CLIMATEGUARD FIXED FRAME GLAZING SYSTEMS	296
100mm x 60mm Centre Double Glazed Framing Sys.	297
100mm x 60mm Front Double Glazed Framing Sys.....	300
150mm x 60mm Centre Double Glazed Framing Sys.	303
150mm x 60mm Front Double Glazed Framing Sys.....	305
Double Glazed Framing Hardware	308
45MM PARTITION SUITE.....	310
45mm Partition Sections	311
45mm Partition Suite Components.....	312
GLAZING CHANNELS.....	314
Glazing Channels	315
FIXED LOUVRES.....	316
Fixed Louvres	317





SINGLE GLAZED



76mm x 35mm CSG



101.6mm x 45mm SG



150mm x 45mm SG



100mm x 50mm FSG



150mm x 50mm FSG



76MM X 35MM CENTRE SINGLE GLAZED



1620



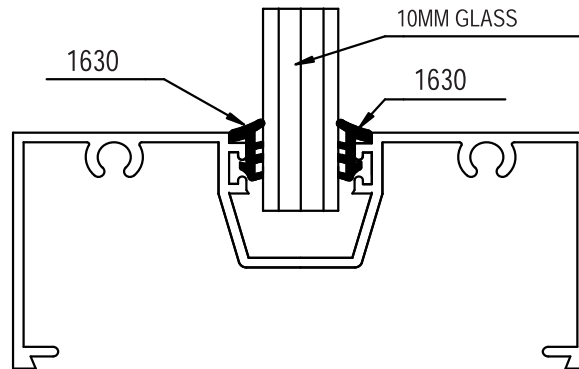
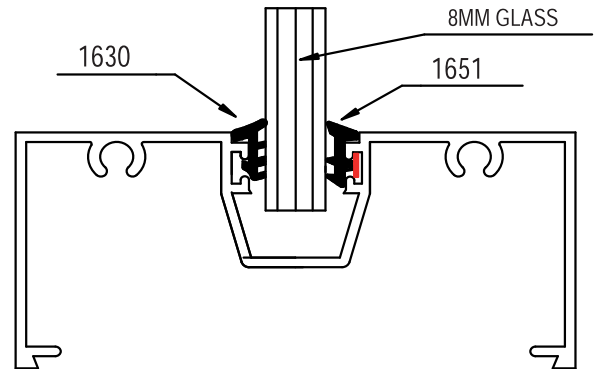
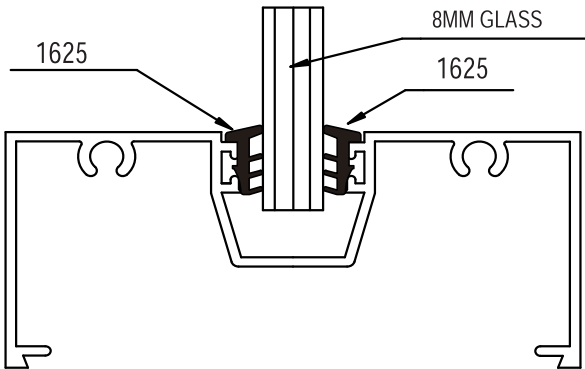
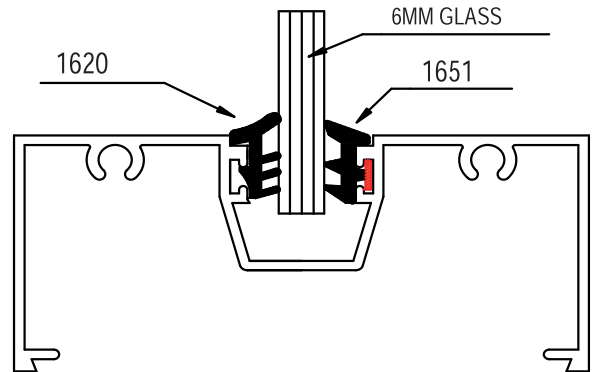
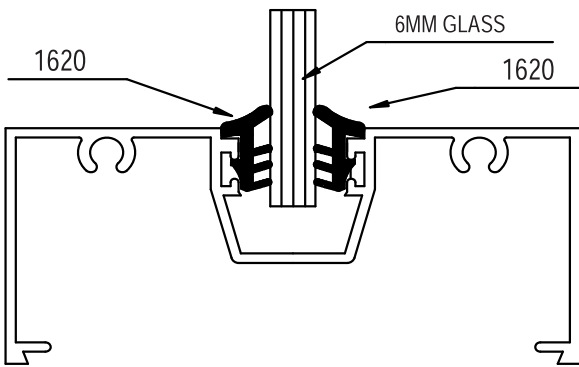
1625



1630

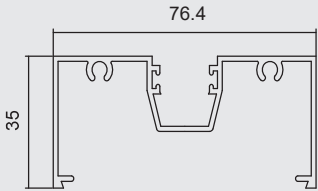
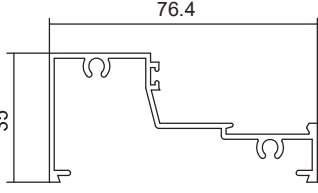
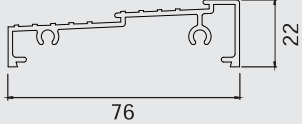
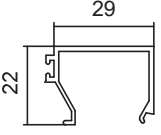
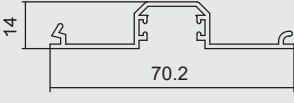

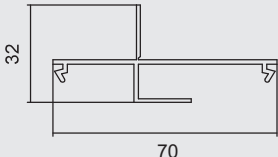


1651 Captive




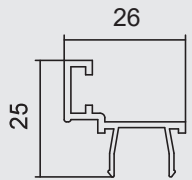

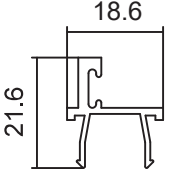
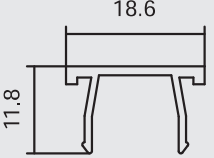
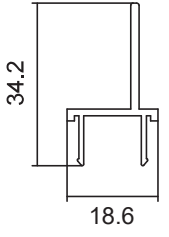
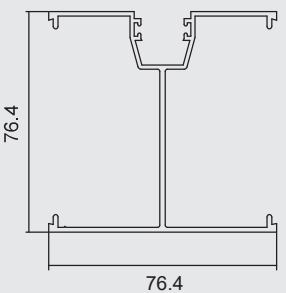
Commercial Framing • Single Glazed

76MM X 35MM CENTRE SINGLE GLAZED

	CODE	DESCRIPTION	LGTH.	FINISH	GROUP ID
	TJ701	76mm Main Frame Fits with TJ705/706/735/704	6.5m	M/F CL/ANOD	8201 8202 8201
	TJ702	76mm Sill Section Fits with TJ703/704/705	6.5m	M/F CL/ANOD	8201 8202 8201
	TJ711	Threshold	6.5m	M/F CL/ANOD	8201 8202 8201
	TJ703	76mm Sill Bead Fits with TJ702	6.5m	M/F CL/ANOD	8201 8202 8201
	TJ704	76mm Glazing Adaptor Fits with TJ701/702/706/707/718/730/735	6.5m	M/F CL/ANOD	8201 8202 8201
	TJ705	76mm Flush Adaptor Fits with TJ701/702/711/718	6.5m	M/F CL/ANOD	8201 8202 8201
	TJ751	Reveal Clip In Fits with TJ701	6.5m	M/F CL/ANOD	8201 8202

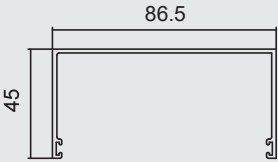
Commercial Framing • Single Glazed

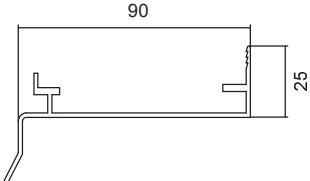
76MM X 35MM CENTRE SINGLE GLAZED


CODE	DESCRIPTION	LGTH.	FINISH	GROUP ID	
TJ706	45mm Door Stop Fits with TJ701/704/718  1610, 1611, 1614	6.5m	M/F CL/ANOD	8201 8202 8201	
TJ735	35mm Door Stop Fits with TJ701/704/718  1720	6.5m	M/F CL/ANOD	8201 8202 8201	
TJ707	Pocket Filler Fits with TJ701/702/718	6.5m	M/F CL/ANOD	8201 8202 8201	
TJ730	35mm Awning Stop Fits with TJ701/704/718	6.5m	M/F CL/ANOD	8201 8202 8201	
TJ718	Corner Post Fits with TJ704/705/706/707/730/735	6.5m	M/F CL/ANOD	8201 8202 8201	

 Key hardware.

76MM X 35MM CENTRE SINGLE GLAZED

	CODE	DESCRIPTION	LGTH.	FINISH	GROUP ID
	TJ760	Sub Head Key 1601, 1710	6.5m	M/F CL/ANOD	8201 8202

	TJ759	Stepped Sub Sill	6.5m	M/F CL/ANOD	8201 8202
---	-------	------------------	------	----------------	--------------



Commercial Framing • Single Glazed

 Key hardware.

101.6MM X 45MM CENTRE SINGLE GLAZED



1620



1625



1630



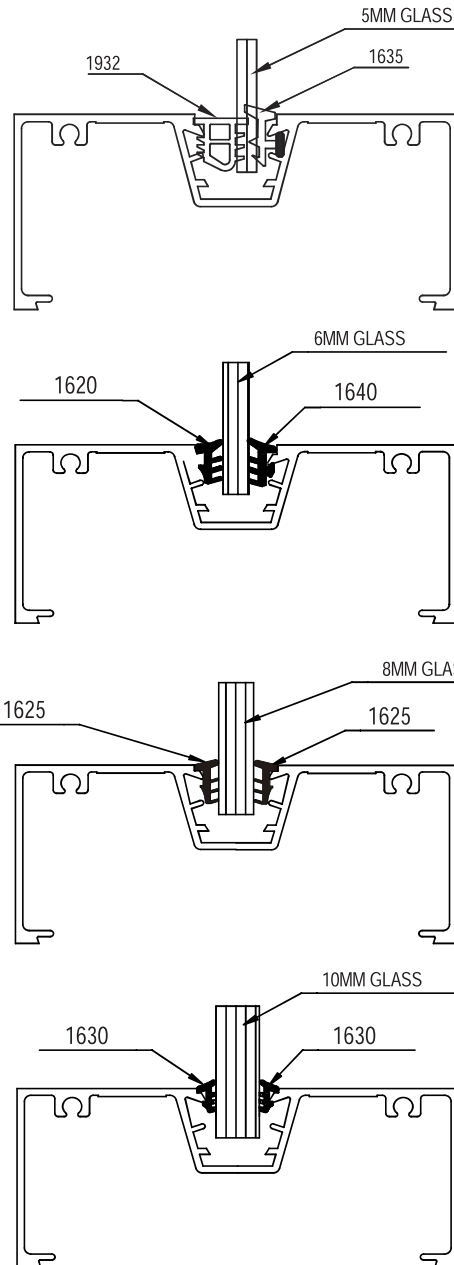
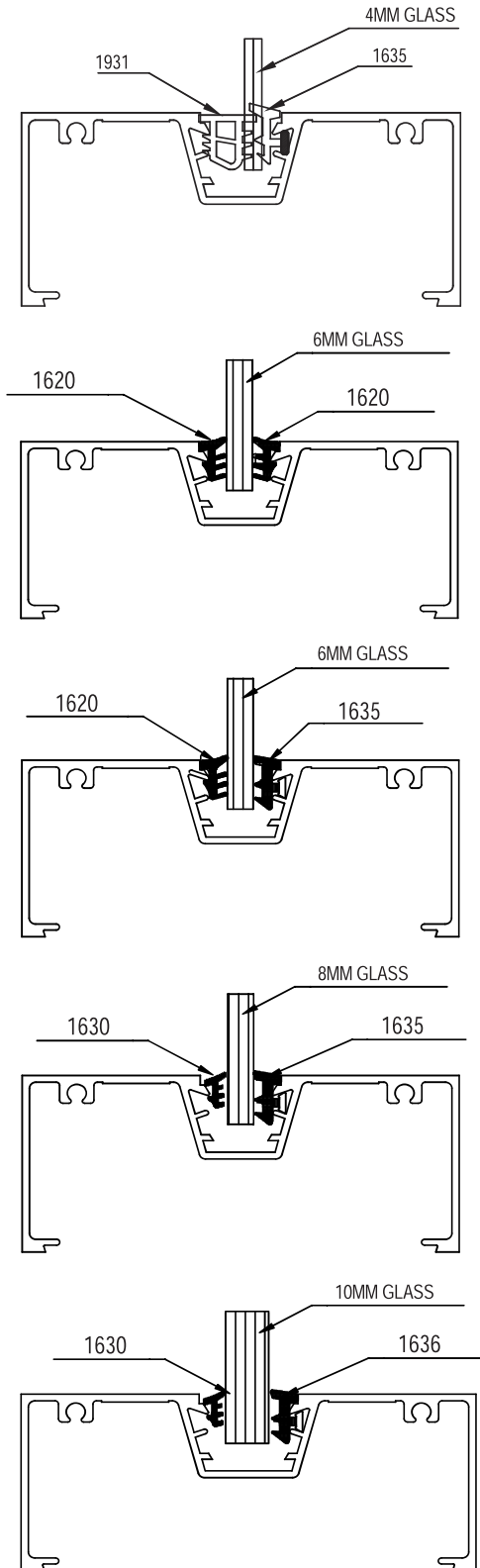
1640
Captive



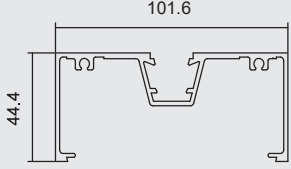
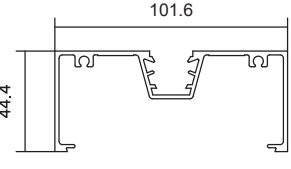
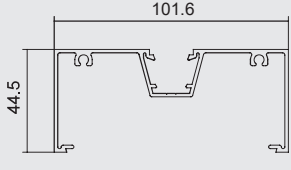
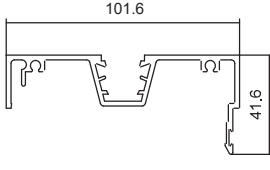

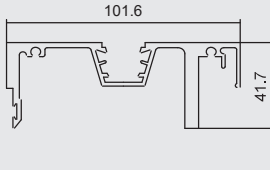

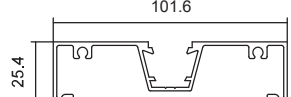
1635
Captive



1636
Captive

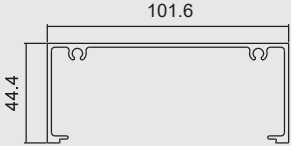
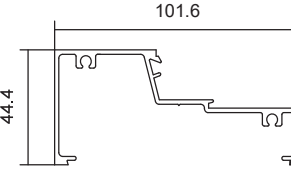
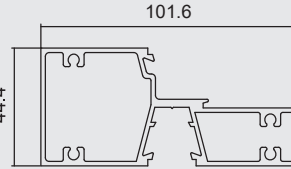

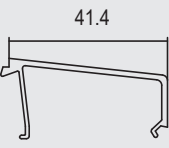
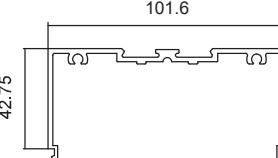
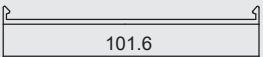


101.6MM X 45MM CENTRE SINGLE GLAZED

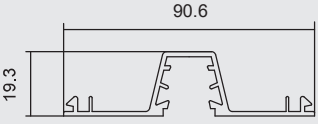
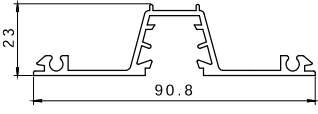

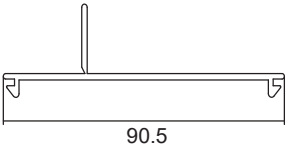
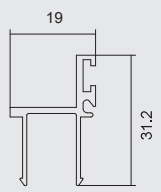

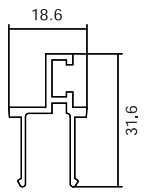

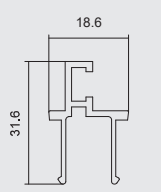

	CODE	DESCRIPTION	LGTH.	FINISH	GROUP ID
	TJ300	Heavy Duty Main Frame Fits with TJ304/305/306/307/335/342/ TJ345/364/378/385/720/715	6.5m	M/F CL/ANOD	8301 8302
	TJ301	Standard Main Frame - Captive Fits with TJ304/305/306/307/335/ TJ342/345/364/378/385/720/715	6.5m	M/F CL/ANOD BZ/ANOD	8301 8302 8301
	TJ390	Light Duty Main Frame Fits with TJ304/305/306/307/335/ TJ342/345/364/378/385/720/715	6.5m	M/F CL/ANOD	8301 8302
	TJ320	Self Mating Mullion - Captive Fits with TJ333/306/307/335/378/715/720  1660	6.5m	M/F CL/ANOD BZ/ANOD	8301 8302 8301
	TJ333	Heavy Duty Mating Mullion - Captive Fits with TJ320/304/306/307/335/378/ TJ715/720  1660	6.5m	M/F CL/ANOD	8301 8302
	TJ360	Narrow Line Main Frame Fits with TJ305/306/307/335/342/378/ TJ715/720	6.5m	M/F CL/ANOD	8301 8302

 Key hardware.

101.6MM X 45MM CENTRE SINGLE GLAZED

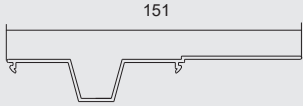


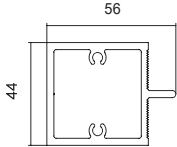
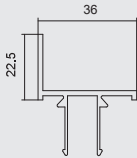
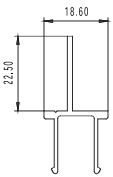

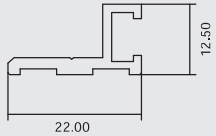

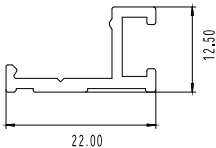
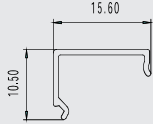
CODE	DESCRIPTION	LGTH.	FINISH	GROUP ID	
TJ367	Plain Frame Fits with TJ304/305/342/345/364/385	6.5m	M/F CL/ANOD BZ/ANOD	8301 8302 8301	
TJ302	Sill Section - Captive Fits with TJ303/303B/304/305/342/345/ TJ364/385	6.5m	M/F CL/ANOD BZ/ANOD	8301 8302 8301	
TJ362	Solid Captive Sill/Transom Fits with TJ303/303B/306/307	6.5m	M/F CL/ANOD	8301 8302	
TJ303	Sill Bead Fits with TJ302/362	6.5m	M/F CL/ANOD BZ/ANOD	8301 8302 8301	
TJ303B	Sill Bead - Sloping Fits with TJ302/362	6.5m	M/F	8301 8302	
TJ350	Transom For Concealed Closer Fits with TJ314/351	6.5m	M/F CL/ANOD	10001 10002	
TJ351	Transom Cover Plate Fits with TJ350	6.5m	M/F CL/ANOD	10001 10002	

101.6MM X 45MM CENTRE SINGLE GLAZED

	CODE	DESCRIPTION	LGTH.	FINISH	GROUP ID
	TJ304	Glazing Adaptor - Captive Fits with TJ151/152/300/301/302/306/ TJ307/308/335/390	6.5m	M/F CL/ANOD BZ/ANOD	8301 8302 8301
	TJ364	Heavy Duty Adaptor - Captive With Screw Flutes Fits with TJ300/301/302/306/307/308/ TJ335/378/390/715/720	6.5m	M/F CL/ANOD	8301 8302
	TJ305	Flush Adaptor Fits with TJ300/301/302/308/360/367/390/ JM2841	6.5m	M/F CL/ANOD BZ/ANOD	8301 8302 8301
	TJ342	Reveal Clip-In Fits with TJ300/301/302/360/367/390	6.5m	M/F	8301
	TJ335	35mm Door Stop Fits with TJ300/301/304/308/320/333/ TJ360/364/390  1720	6.5m	M/F CL/ANOD BZ/ANOD	9701 9702 9701
	TJ378	40mm Door Stop Fits with TJ300/301/304/308/320/333/ TJ360/364/390  1610, 1611, 1614	6.5m	M/F CL/ANOD	9701 9702
	TJ306	45mm Door Stop Fits with TJ300/301/304/308/320/333/ TJ360/364/390  1610, 1611, 1614	6.5m	M/F CL/ANOD BZ/ANOD	9701 9702 9701

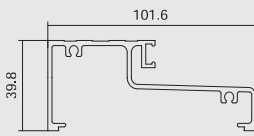

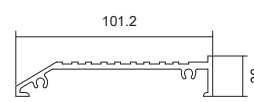
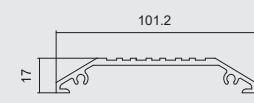
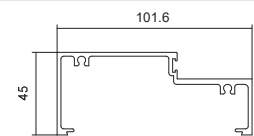

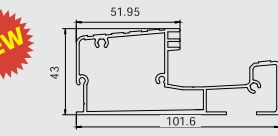

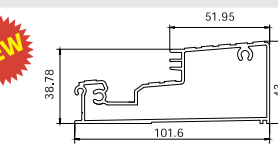

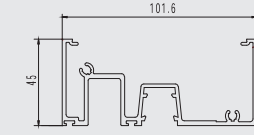

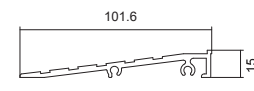

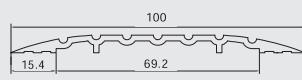

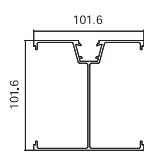
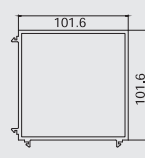
 Key hardware.

101.6MM X 45MM CENTRE SINGLE GLAZED

CODE	DESCRIPTION	LGTH.	FINISH	GROUP ID	
TJ345	Fixing Adaptor Fits with TJ300/301/390	5.4m	M/F	8301	
TJ385	Back to Back Adaptor Fits with TJ300/301/302/360/367/390	6.5m	M/F	8301	
TJ307	Flush Pocket Filler Fits with TJ300/301/304/308/320/333/ TJ360/362/364/390	6.5m	M/F CL/ANOD BZ/ANOD	8301 8302 8301	
TJ336	Structural Glazing Transom	6.5m	M/F CL/ANOD	8301 8302	
TJ720	35 Cityview Awning Stop Fits with TJ300/301/304/390/722/723/ TJ724/6161	6.5m	M/F CL/ANOD BZ/ANOD	9901 9902 9901	
TJ715	50 Awning Stop Suits TJ741/300/301/304/390	6.5m	M/F CL/ANOD BZ/ANOD	9901 9902 9901	
JM2809	Plant On Door Stop  1610, 1614	6.5m	M/F CL/ANOD	9701 9702	
JM2810	Plant On Door Stop with Cover Fits with JM2811  1610, 1614	6.5m	M/F CL/ANOD	8600	
JM2811	Cover to Suit Plant On Door Stop Fits with JM2810	6.5m	M/F CL/ANOD	8600	

 Key hardware.

101.6MM X 45MM CENTRE SINGLE GLAZED

	CODE	DESCRIPTION	LGTH.	FINISH	GROUP ID
	TJ330	45mm Door Threshold Fits with TJ301/300/390  1610, 1614	6.5m	M/F CL/ANOD BZ/ANOD	8301 8302 8301
	TJ331	Low Threshold Fits with TJ301/300/390	6.5m	M/F CL/ANOD BZ/ANOD	8301 8302 8301
	TJ337	Double Sided Threshold Fits with TJ301/300/390	6.5m	M/F CL/ANOD	8301 8302
	TJ334	35mm Door Threshold Fits with TJ301/300/390/380/381/382  1720	6.5m	M/F CL/ANOD	8301 8302
	TJ348	45mm Water Rated Inward Sill  1683, 1926	6.5m	M/F CL/ANOD	8301 8302
	TJ349	45mm Water Rated Outward Sill  1683, 1926	6.5m	M/F CL/ANOD	8301 8302
	TJ346	Water-rated Head (Inward & Outward) Fits with HV031  1754	6.5m	M/F	17310
	TJ338	100mm WheelChair Threshold 	6.5m	M/F CL/ANOD	8301 8302
	TJ116	100mm Low Profile Threshold 	4.0m	M/F CL/ANOD	8301 8302
	TJ308	Corner Post Fits with TJ304/305/306/307/335/342/ TJ345/364/378/385/715/720	6.5m	M/F CL/ANOD BZ/ANOD	8301 8302 8301
	TJ319	Corner Post 90 Degree Fits With TJ300/301/360/367/390	6.5m	M/F	8301 8302

 Key hardware.

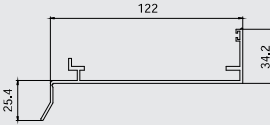



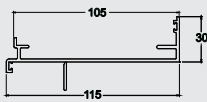

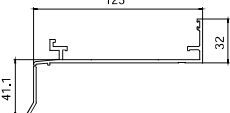

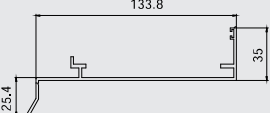

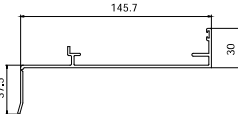

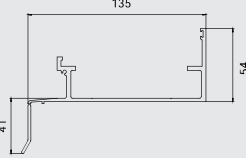

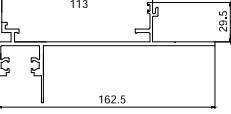
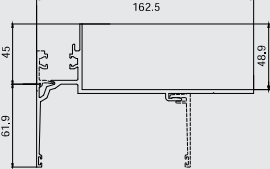



 Wheelchair access friendly

101.6MM X 45MM CENTRE SINGLE GLAZED

CODE	DESCRIPTION	LGTH.	FINISH	GROUP ID	
TJ347	180 Degree Post Fits with TJ300/301/360/367/390	6.5m	M/F	8301 8302	
TJ309	49mm Sub Head 1601, 1710	6.5m	M/F CL/ANOD BZ/ANOD	10001 10002 10001	
TJ399	Heavy Duty Sub Head 1601, 1710	6.5m	M/F CL/ANOD	10001 10002	
TJ692	80mm Sub Head 1601, 1710	6.5m	M/F CL/ANOD	10001 10002	NEW
TJ520	120mm Sub Head 1601, 1710	6.5m	M/F	10001 10002	NEW
TJ430	Two Part Sub Head Fits with TJ429 1601	6.5m	M/F CL/ANOD	10001 10002	
TJ429	Sub Head Cover Fits with TJ430 1601	6.5m	M/F CL/ANOD	10001 10002	
TJ431	Standard Two Part Subhead / Jamb Fits with TJ6159 1601	6.5m	M/F CL/ANOD	10001 10002	
TJ6159	Sub Head / Jamb Cover Fits with TJ431 1601	6.5m	M/F CL/ANOD	10001 10002	
RWM053	Concealed Face Fix Adapter Fits with TJ300/301/302/308/360/367/390	5.4m	M/F CL/ANOD	13001	NEW
VEN001R	Vent Box RH5 - pre-slotted	4m	M/F CL/ANOD	13001	NEW
VEN001L	Vent Box LH5 - pre-slotted	4m	M/F CL/ANOD	13001	NEW
VEN002	Vent Cover	3m	M/F CL/ANOD	13001	NEW

Key hardware.

101.6MM X 45MM CENTRE SINGLE GLAZED

	CODE	DESCRIPTION	LGTH.	FINISH	GROUP ID
	TJ359	Light Duty Sub Sill 12mm Set Back Slotted  1601, 1930	6.5m	M/F CL/ANOD BZ/ANOD	10001 10002 10001
	TJ368	STD Sub Sill 6mm Set Back Slotted  1601, 1930	6.5m	M/F CL/ANOD	10001 10002
	TJ370	Subsill with Reveal  1601, 1925	6.5m	M/F	8301
	TJ379	Heavy Duty Sub Sill 12mm Set Back Slotted  1601, 1930	6.5m	M/F CL/ANOD	10001 10002
	TJ259	Sub Sill 25mm Set Back Slotted  1601, 1930	6.5m	M/F CL/ANOD BZ/ANOD	10001 10002 10001
	TJ432	Sub Sill 35mm Set Back Slotted  1601, 1930	6.5m	M/F CL/ANOD	10001 10002
	TJ479	High Performance Sub Sill 22mm Set Back Slotted  1601	6.5m	M/F CL/ANOD	10001 10002
	TJ686	SPANDRAL Subsill*	6.5m	M/F CL/ANOD	10001 10002
	TJ687	SPANDRAL Subhead* Fits with FGS403 & TJ688	6.5m	M/F CL/ANOD	10001 10002
	TJ688	SPANDRAL Subhead Cover* Fits with TJ687	6.5m	M/F CL/ANOD	10001 10002
	FGS403	External Bead Fits with TJ687	6.5m	M/F CL/ ANOD	8901 8902
	DTL3108-AIR	101.6mm Single Centre Glazed Press Suits TJ300/301/304/306/364/390 Includes DTL3111 Shopfront Frame Outrigger Stop	N/A	N/A	N/A

**TO BE
DISCONTINUED**




 Key hardware.

* *Disclaimer:* Engineering required as per project.

150MM X 45MM SINGLE GLAZED

CENTRE AND/OR OFFSET POCKET

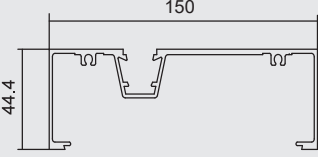
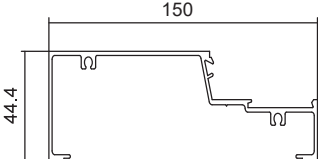
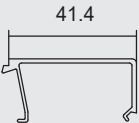
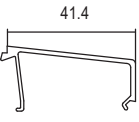
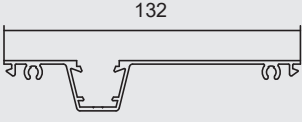
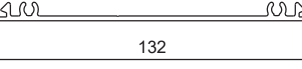



CODE	DESCRIPTION	LGTH.	FINISH	GROUP ID	
TJ6151	150mm Main Frame Fits with TJ304/305/307/345/364/385/ TJ6166/6167	6.5m	M/F CL/ANOD	8501 8502	
TJ6152	150mm Sill Section Fits with TJ304/305/307/345/364/385/ TJ6153	6.5m	M/F CL/ANOD	8501 8502	
TJ6153	150mm Sill / Bead Fits with TJ6152	6.5m	M/F CL/ANOD	8501 8502	
TJ6150	Self Mating Mullion Fits with TJ6166/6167  1660	6.5m	M/F CL/ANOD	8501 8502	
TJ6154	H/D Self Mating Mullion Fits with TJ6166/6167  1660	6.5m	M/F CL/ANOD	8501 8502	
TJ304	Glazing Adaptor Fits with TJ301/302/306/307/308/335/ TJ6151/6152	6.5m	M/F CL/ANOD BZ/ANOD	8301 8302 8301	
TJ6166	45mm Door Stop Fits with TJ6150/6151/6154  1610, 1611, 1614	6.5m	M/F CL/ANOD	8501 8502	
TJ6167	35mm Sash Stop Fits with TJ6150/6151/6154 Suits TJ722/723/724	6.5m	M/F CL/ANOD	8501 8502	

 Key hardware.

150MM X 45MM SINGLE GLAZED


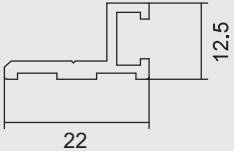
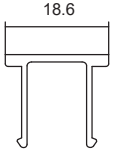












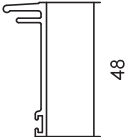
CENTRE AND/OR OFFSET POCKET

	CODE	DESCRIPTION	LGTH.	FINISH	GROUP ID
	TJ6161	50mm Offset Main Frame Fits with TJ306/307/335/378/715/720/ TJ6164/2865	6.5m	M/F CL/ANOD	8501 8502
	TJ6162	50mm Offset Sill Fits with TJ303/6164/JM2865	6.5m	M/F CL/ANOD	8501 8502
	TJ303	Sill Bead Fits with TJ302/362/6162	6.5m	M/F CL/ANOD BZ/ANOD	8301 8302 8301
	TJ303B	Sill Bead - Sloping Fits with TJ302/362/6162	6.5m	M/F	8301 8302
	TJ6164	50mm Offset Adaptor Fits with TJ306/307/335/378/715/720/ TJ6161/6162	6.5m	M/F CL/ANOD	8501 8502
	JM2865	132mm Flat Filler Fits with TJ6161/6162/JM2861/FGS601	6.5m	M/F CL/ANOD	8701 8702
	TJ685	Back to Back Adapter Fits TJ6161/6162	6.5m	M/F CL/ANOD	9101 9102

Commercial Framing • Single Glazed

150MM X 45MM SINGLE GLAZED

CENTRE AND/OR OFFSET POCKET

CODE	DESCRIPTION	LGTH.	FINISH	GROUP ID	
JM2809	Plant On Door Stop Fits with JM2841/2861/2846/2847 JM2866/2867/2868  1610, 1611, 1614	6.5m	M/F CL/ANOD	9701 9702	
TJ307	Flush Pocket Filler Fit with TJ6161/6164	6.5m	M/F CL/ANOD BZ/ANOD	8301 8302 8301	
TJ339	150mm WheelChair Threshold 	6.5m	M/F CL/ANOD	8301 8302	
TJ6156	150mm Sub Sill Slotted  1601	6.5m	M/F CL/ANOD	10001 10002	
TJ679	High Performance 150mm Sub Sill Slotted  1601 	6.5m	M/F CL/ANOD	10401 10402	
TJ6157	150mm Sub Head  1601, 1710	6.5m	M/F CL/ANOD	10001 10002	
TJ6158	150mm Sub Head / Jamb Fits with TJ6159  1601	6.5m	M/F CL/ANOD	10001 10002	
TJ6159	150mm Sub Head / Jamb Cover Fits with TJ6158  1601	6.5m	M/F CL/ANOD	10001 10002	

 Key hardware.

 Wheelchair access friendly

100MM X 50MM FRONT SINGLE GLAZED



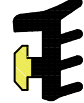
1620



1615



1625



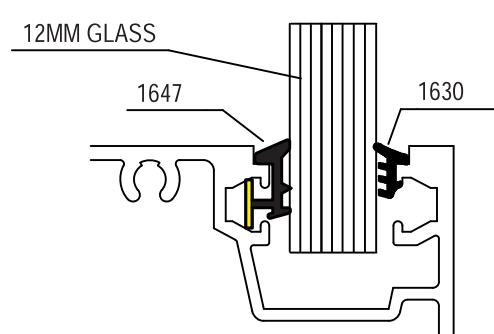
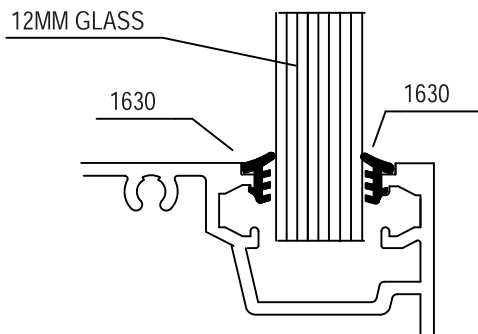
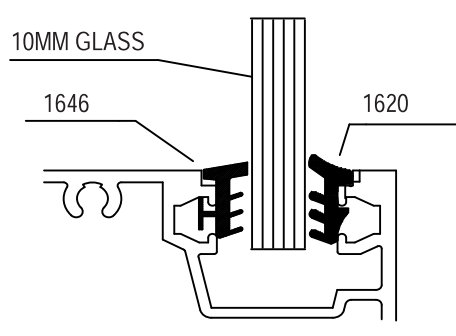
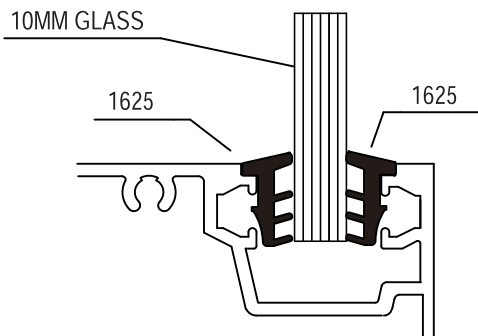
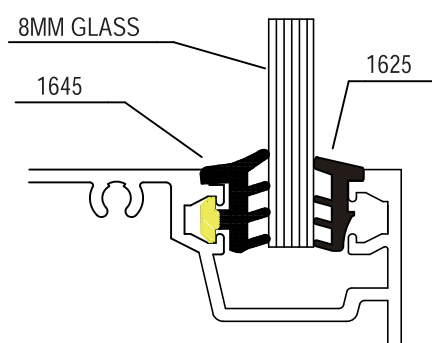
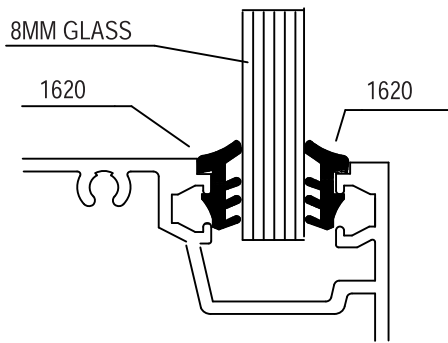
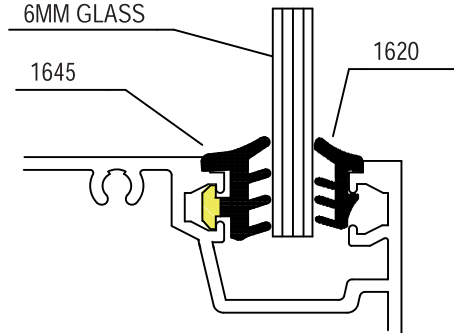
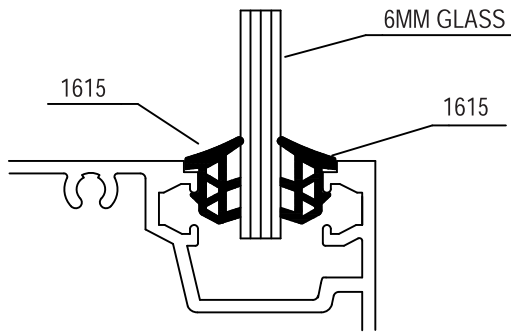
1645
Captive



1646
Captive

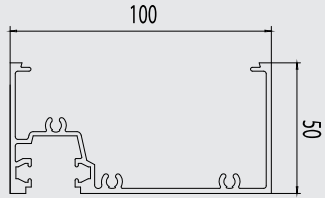
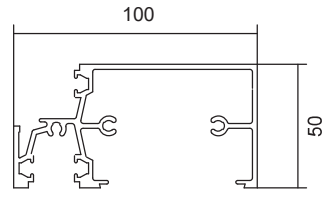
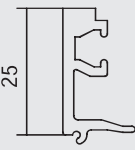
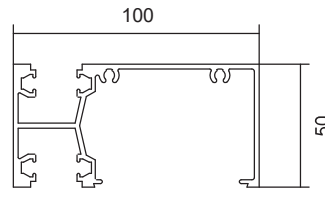
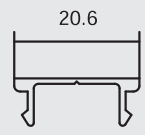


1647
Captive



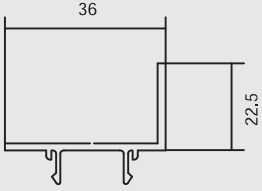
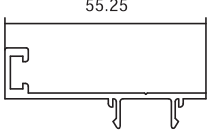

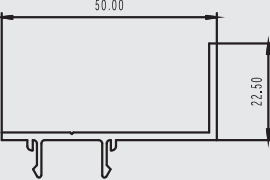
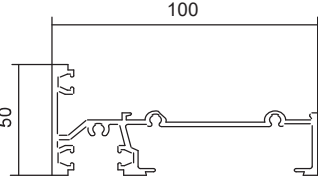
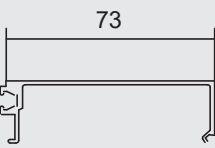
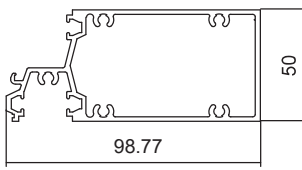

Commercial Framing • Single Glazed

100MM X 50MM FRONT SINGLE GLAZED

CODE	DESCRIPTION	LGTH.	FINISH	GROUP ID	
FGS401	Frame Fits with TJ304/305/342/385	6.5m	M/F CL/ ANOD	8901 8902	
FGS402	Transom Sill Fits with FGS403/417	6.5m	M/F CL/ ANOD	8901 8902	
FGS403	External Bead Fits with FGS402/602/DGF6579/6580	6.5m	M/F CL/ ANOD	8901 8902	
FGS404	Mullion Fits with FGS417	6.5m	M/F CL/ ANOD	8901 8902	
FGS406	Pocket Filler Fits all FGS	6.5m	M/F CL/ ANOD	8901 8902	



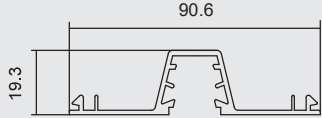
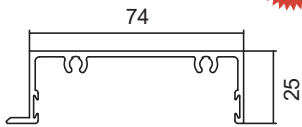
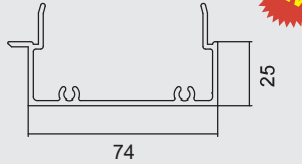

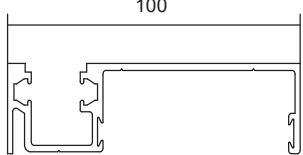
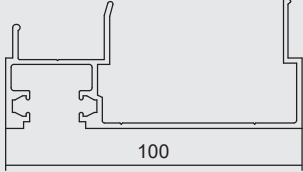
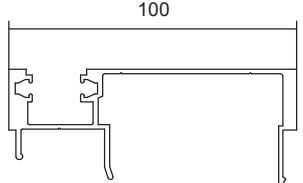
100MM X 50MM FRONT SINGLE GLAZED

	CODE	DESCRIPTION	LGTH.	FINISH	GROUP ID
	FGS416	35 Awning Stop Fits with FGS401/404/601/604/631 Suits TJ722/723/724	6.5m	M/F CL/ANOD	8901 8902
	FGS407	45mm Door Stop Fits with FGS401/404/601/604/631  1610, 1611, 1614	6.5m	M/F CL/ANOD	8901 8902
	FGS419	50 Awning Stop Fits with FGS401/404/601/604/631 Suits TJ741	6.5m	M/F CL/ANOD	8901 8902
	FGS409	Internal Transom Sill Fits with FGS410/417	6.5m	M/F CL/ANOD	8901 8902
	FGS410	Internal Glazing Bead Fits with FGS409	6.5m	M/F CL/ANOD	8901 8902
	FGS411	Transom Sill Fits with FGS412	6.5m	M/F CL/ANOD	8901 8902
	FGS412	Face Bead Fits with FGS411/611/DGF6571/4571	6.5m	M/F CL/ANOD	8901 8902

 Key hardware.

Commercial Framing • Single Glazed

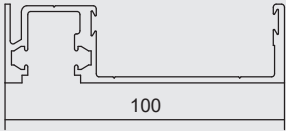

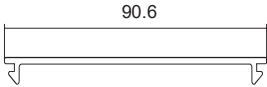
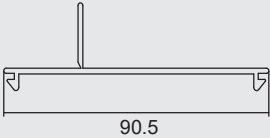
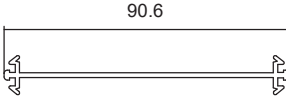
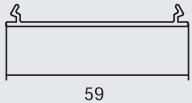
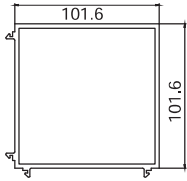
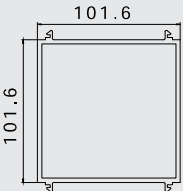
100MM X 50MM FRONT SINGLE GLAZED

CODE	DESCRIPTION	LGTH.	FINISH	GROUP ID	
TJ304	Glazing Adaptor - Captive Fits with TJ301/302/306/307/308/335/ TJ151/152	6.5m	M/F CL/ANOD BZ/ANOD	8301 8302 8301	
FG425	Split Mullion*	6.5m	M/F CL/ANOD	8901 8902	
FG426	Split Mullion*	6.5m	M/F CL/ANOD	8901 8902	
FGS427	Split Mullion Female Fits with FGS428  1660	6.5m	M/F CL/ANOD	8901 8902	
FGS428	Split Mullion Male Fits with FGS427	6.5m	M/F CL/ANOD	8901 8902	
FGS429	Heavy Duty Split Mullion Male Fits with FGS430	6.5m	M/F CL/ANOD	8901 8902	

 Key hardware.




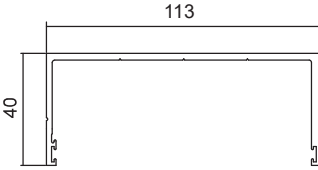

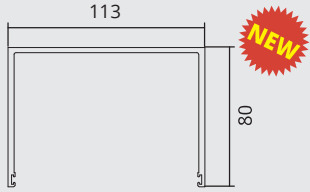

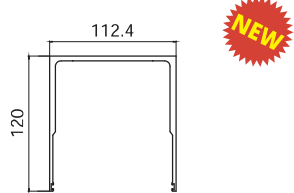







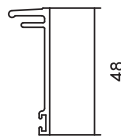
* Disclaimer: Engineering required as per project.

100MM X 50MM FRONT SINGLE GLAZED

	CODE	DESCRIPTION	LGTH.	FINISH	GROUP ID
	FGS430	Heavy Duty Split Mullion Female Fits with FGS429  1660	6.5m	M/F CL/ANOD	8901 8902
	TJ305	Flush Adaptor Fits with FGS401	6.5m	M/F CL/ANOD BZ/ANOD	8301 8302 8301
	TJ342	Reveal Clip-In Fits with FGS401	6.5m	M/F	8301
	TJ385	Back to Back Adapter Fits with FGS401	6.5m	M/F	8301
	FGS417	Flat Filler Fits with FGS402/404/409	6.5m	M/F CL/ANOD	8901 8902
	TJ319	Corner Post 90 degree Fits With TJ300/301/360/367/390	6.5m	M/F	8301 8302
	TJ347	180 Degree Post Fits with TJ300/301/360/367/390	6.5m	M/F	8301 8302

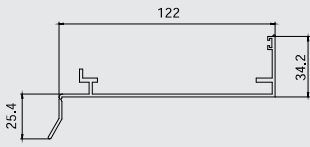

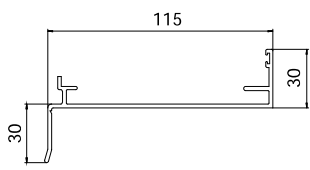

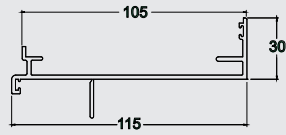

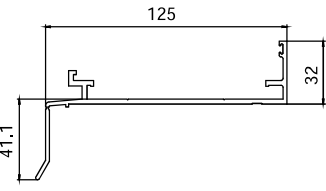

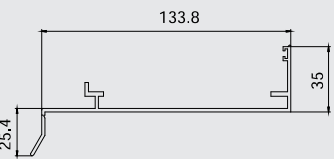

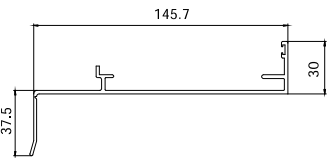

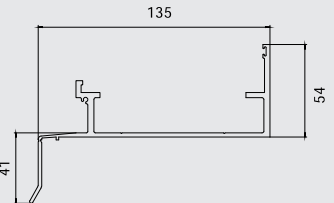

 Key hardware.

100MM X 50MM FRONT SINGLE GLAZED

CODE	DESCRIPTION	LGTH.	FINISH	GROUP ID	
TJ309	49mm Sub Head  1601, 1710	6.5m	M/F CL/ANOD BZ/ANOD	10001 10002 10001	
TJ399	Heavy Duty Sub Head  1601, 1710	6.5m	M/F CL/ANOD	10001 10002	
TJ692	80mm Sub Head  1601, 1710	6.5m	M/F CL/ANOD	10001 10002	
TJ520	120mm Sub Head  1601, 1710	6.5m	M/F	10001 10002	
TJ430	Two Part Sub Head Fits with TJ429  1601	6.5m	M/F CL/ANOD	10001 10002	
TJ429	Sub Head Cover Fits with TJ430  1601	6.5m	M/F CL/ANOD	10001 10002	
TJ431	Standard Two Part Subhead / Jamb Fits with TJ6159  1601	6.5m	M/F CL/ANOD	10001 10002	
TJ6159	Sub Head / Jamb Cover Fits with TJ431  1601	6.5m	M/F CL/ANOD	10001 10002	

 Key hardware.

100MM X 50MM FRONT SINGLE GLAZED

	CODE	DESCRIPTION	LGTH.	FINISH	GROUP ID
	TJ359	Light Duty Sub Sill 12mm Set Back Slotted  1601,1930	6.5m	M/F CL/ANOD BZ/ANOD	10001 10002 10001
	TJ368	STD Sub Sill 6mm Set Back Slotted  1601,1930	6.5m	M/F CL/ANOD	10001 10002
	TJ370	Sub Sill with Reveal  1601,1925	6.5m	M/F	8301
	TJ379	Heavy Duty Sub Sill 12mm Set Back Slotted  1601,1930	6.5m	M/F CL/ANOD	10001 10002
	TJ259	Sub Sill 25mm Set Back Slotted  1601,1930	6.5m	M/F CL/ANOD BZ/ANOD	10001 10002 10001
	TJ432	Sub Sill 35mm Set Back Slotted  1601,1930	6.5m	M/F CL/ANOD	10001 10002
	TJ479	High Performance Sub Sill 22mm Set Back Slotted  1601	6.5m	M/F CL/ANOD	10001 10002

TO BE DISCONTINUED

 Key hardware.

Commercial Framing • Single Glazed

150MM X 50MM FRONT SINGLE GLAZED



1620



1615



1625



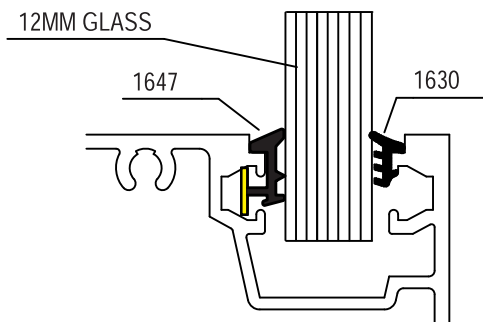
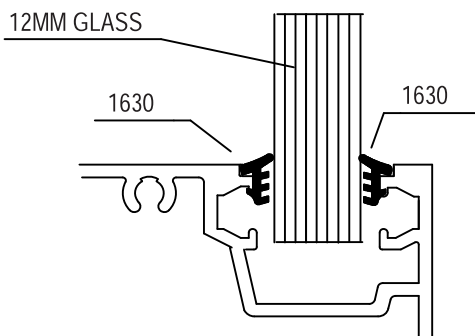
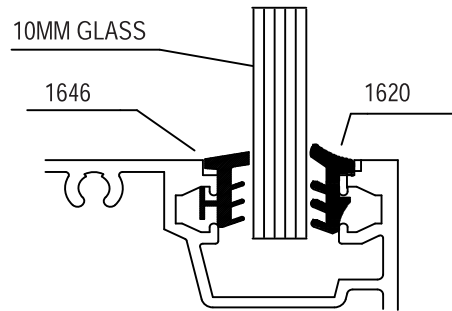
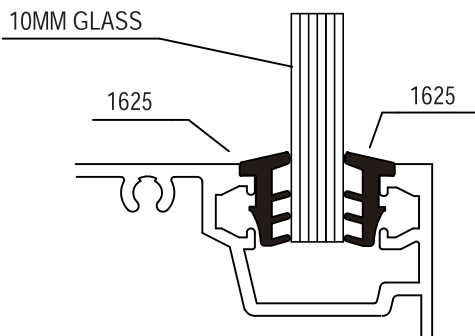
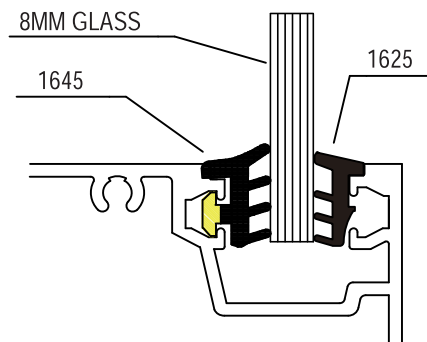
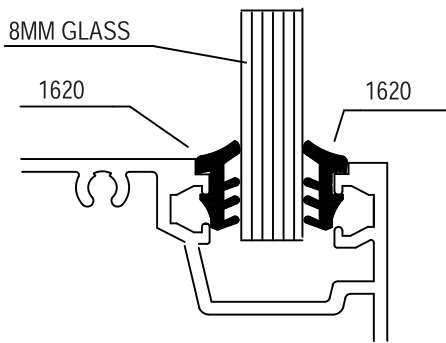
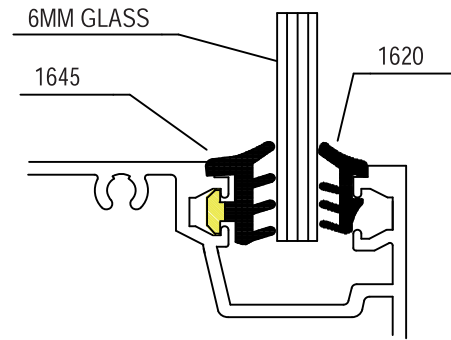
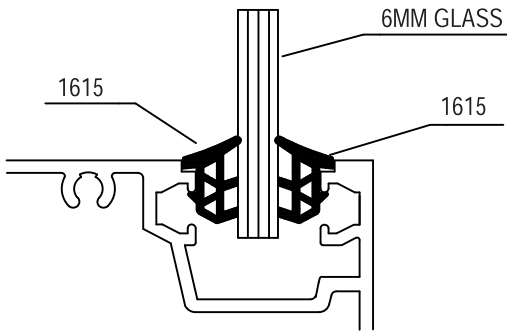
1645
Captive




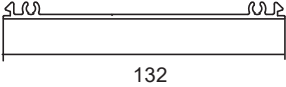

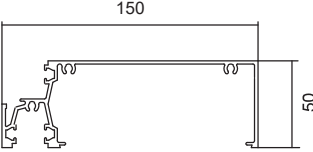
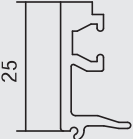


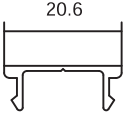
1646
Captive



1647
Captive


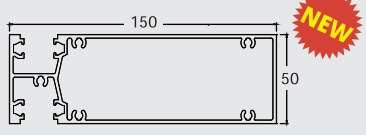
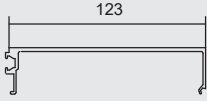
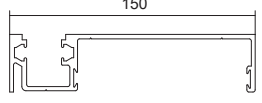
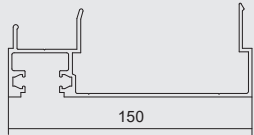


150MM X 50MM FRONT SINGLE GLAZED

	CODE	DESCRIPTION	LGTH.	FINISH	GROUP ID
	FGS601	Frame Fits with JM2865	6.5m	M/F CL/ANOD	9101 9102
	JM2865	132mm Flat Filler Fits with FGS601	6.5m	M/F CL/ANOD	8701 8702
	TJ685	Back To Back Adaptor Fits with FGS601/TJ6161	6.5m	M/F CL/ANOD	9101 9102
	FGS602	Transom Sill Fits with FG605/FGS403	6.5m	M/F CL/ANOD	9101 9102
	FGS403	External Bead Fits with FGS402/602/DGF4572/6579/6580	6.5m	M/F CL/ANOD	8901 8902
	FGS604	Mullion Fits with FG605	6.5m	M/F CL/ANOD	9101 9102
	FG605	Flat Filler Fits with FGS602/604	6.5m	M/F CL/ANOD	9101 9102
	FGS406	Pocket Filler Fits all FGS	6.5m	M/F CL/ANOD	8901 8902

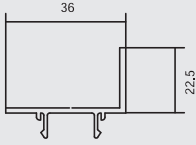
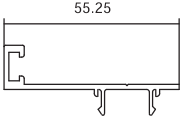

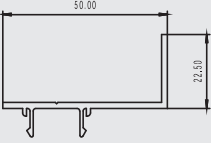




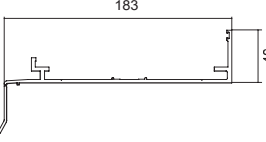



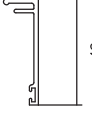

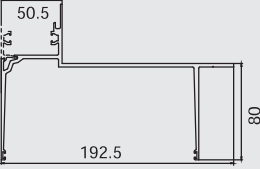



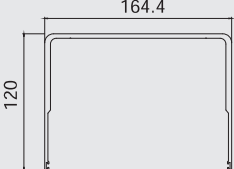

Commercial Framing • Single Glazed

150MM X 50MM FRONT SINGLE GLAZED

CODE	DESCRIPTION	LGTH.	FINISH	GROUP ID	
FGS412	Face Bead Fits with FGS411/611/DGF4571/6571	6.5m	M/F CL/ANOD	8901 8902	
FGS611	Transom Sill Fits with FGS412	6.5m	M/F CL/ANOD BZ/ANOD	9101 9102 9101	
FGS631	Awning Transom Fits FGS416/419	6.5m	M/F CL/ANOD	9101 9102	
FGS632	Transom Sill Internal Bead Fits with FGS610	6.5m	M/F CL/ANOD	9101 9102	
FGS610	Internal Glazing Bead Fits with FGS632	6.5m	M/F CL/ANOD	9101 9102	
FGS627	Split Mullion Female Fits with FGS628	6.5m	M/F CL/ANOD	9101 9102	
FGS628	Split Mullion Male Fits with FGS627	6.5m	M/F CL/ANOD	9101 9102	
FGS629	Heavy Duty Split Mullion Male Fits with FGS630	6.5m	M/F CL/ANOD	9101 9102	
FGS630	Heavy Duty Split Mullion Female Fits with FGS629	6.5m	M/F CL/ANOD	9101 9102	

 Key hardware.

150MM X 50MM FRONT SINGLE GLAZED

	CODE	DESCRIPTION	LGTH.	FINISH	GROUP ID
	FGS416	35 Awning Stop Fits with FGS401/404/601/604/631 Suits TJ722/723/724	6.5m	M/F CL/ANOD	8901 8902
	FGS407	45mm Door Stop Fits with FGS401/404/601/604/631  1610, 1611, 1614	6.5m	M/F CL/ANOD	8901 8902
	FGS419	50 Awning Stop Fits with FGS401/404/601/604/631 Suits TJ741	6.5m	M/F CL/ANOD	8901 8902
	TJ6157	150mm Sub Head Fits with TJ6151/6152 SD129/FG601  1601, 1710	6.5m	M/F CL/ANOD	10001 10002
	TJ6156	150mm Sub Sill Slotted  1601	6.5m	M/F CL/ANOD	10001 10002
	TJ679	High Performance 150mm Sub Sill Slotted  1601	6.5m	M/F CL/ANOD	10401 10402
	TJ6158	150mm Sub Head / Jamb Fits with TJ6159  1601	6.5m	M/F CL/ANOD	10001 10002
	TJ6159	150mm Sub Head / Jamb Cover Fits with TJ6158  1601	6.5m	M/F CL/ANOD	10001 10002
	DGF6563	150mm Double Glazed Spandrel Sub Head Fits with FGS403 & FB10030  1601, 1710	6.5m	M/F CL/ANOD	10001 10002
	DGF6562	150mm Double Glazed Spandrel Sub Sill Fits with TJ6155  1601	6.5m	M/F CL/ANOD	10001 10002
	TJ6155	150mm Sub Head, 120mm Deep  1601, 1710	6.5m	M/F CL/ANOD	10001 10002








 Key hardware.

SINGLE GLAZED COMPONENTS

CODE	DESCRIPTION	U.O.M.	BOX QTY.	GROUP ID	
1472	Foam Seal - 1050 Pieces Roll Suits 101.6mm Centre Glazed Single	Roll	1	16177	
1473	Foam Seal - 1120 Pieces Roll Suits 150mm Centre Glazed Single	Roll	1	16177	
1474	Foam Seal - 1050 Pieces Roll Suits 100mm Front Glazed Single	Roll	1	16177	
1475	Foam Seal - 1120 Pieces Roll Suits 150mm Front Glazed Single	Roll	1	16177	
1493	Foam Plug To Suit Centre Single Glazed Framing (20 Per Sheet)	Roll	1	16177	
1494	Foam Plug To Suit Front Single Glazed Framing (16 Per Sheet)	Roll	1	16177	
1610- M100	6mm Door Stop - 100m	Roll	1	16169	
1611	Weatherstrip 90-900 Black - 150m Roll	Roll	1	16173	
1614	Large Door Stop - 200m	Roll	1	16169	
1615	Glazing Wedge PVC - 200m Roll	Roll	1	16169	
1620	Glazing Wedge PVC - 200m Roll	Roll	1	16169	
1625	Glazing Wedge PVC - 250m Roll	Roll	1	16169	
1630	Glazing Wedge PVC - 200m Roll	Roll	1	16169	

Commercial Framing • Single Glazed

SINGLE GLAZED COMPONENTS

	CODE	DESCRIPTION	U.O.M.	BOX QTY.	GROUP ID
	1635	Glazing Wedge Captive Co-Extruded Santoprene - 150m Roll	Roll	N/A	16169
	1636	Glazing Wedge Captive Co-Extruded Santoprene - 100mm Roll	Roll	N/A	16169
	1640	Glazing Wedge Captive PVC - 150m Roll	Roll	N/A	16169
	1645	Glazing Wedge Captive Co-Extruded Santoprene - 100m Roll	Roll	N/A	16169
	1646	Glazing Wedge Captive Co-Extruded Santoprene - 100m Roll	Roll	N/A	16169
	1647	Glazing Wedge Captive Co-Extruded Santoprene - 100m Roll	Roll	N/A	16169
	1651	Glazing Wedge Captive Co-Extruded Santoprene - 100m Roll	Roll	N/A	16169
	1660	V Seal (Mullion Rubber) - 500m Roll	Roll	1	16169



SINGLE GLAZED COMPONENTS

CODE	DESCRIPTION	U.O.M.	BOX QTY.	GROUP ID	
1900-M	Frame Packers - 1.5mm X 90mm Blue 100/Bag	Bag	N/A	16157	
1901-M	Frame Packers - 3mm X 90mm Green 100/Bag	Bag	N/A	16157	
1902-M	Frame Packers - 5mm X 90mm Ochre 100/Bag	Bag	N/A	16157	
1903-M	Frame Packers - 10mm X 90mm Black 100/Bag	Bag	N/A	16157	
1906	Aluminium Frame Packers 1mm 100/Bag	Bag	N/A	6149	
1907	Aluminium Frame Packers 2mm 100/Bag	Bag	N/A	6149	
1908	Aluminium Frame Packers 5mm 100/Bag	Bag	N/A	6149	
1909	Aluminium Frame Packers 10mm 100/Bag	Bag	N/A	6149	
1910	Setting Blocks 3mm Thick - Bag of 1,000	Bag	N/A	16157	
1911	Setting Blocks 5mm Thick - Bag of 1,000	Bag	N/A	16157	
1912	Setting Blocks 10mm Thick - Bag of 500	Bag	N/A	16157	
1977	Setting Blocks 5mm X 25mm - 3m Self Adhesive - Bag of 200	Bag	N/A	17320	
1978	Setting Blocks 10mm X 25mm - 3m Self Adhesive - Bag of 200	Bag	N/A	17320	
1979	Setting Blocks 3mm X 10mm X 25mm - 3m Double Sided Tape - Bag of 200	Bag	N/A	17320	
1930	End Cap To Suit Subsills Bag of 50 Pairs (Left & Right)	Bag	N/A	16157	
1960	Lanotec General Purpose Liquid Lanolin 400g	Tube	12	16181	
1961	Lanotec "Citra Force" Cleaner Degreaser 400g	Tube	12	16181	



Please check with your local branch for stock availability.



DOUBLE GLAZED

- 101.6MM X 50MM CENTRE DOUBLE GLAZED
- 150MM X 50MM CENTRE DOUBLE GLAZED
- 100MM X 50MM CENTRE DOUBLE GLAZED
- 150MM X 50MM FRONT DOUBLE GLAZED

GLASS THICKNESS	CHANNEL REQUIRED
20mm	1615 - 1623 OR 1623 - 1645
22mm	1620 - 1623 OR 1615 - 1645
24mm	1620 - 1620 OR 1615 - 1646
26mm	1620 - 1630 OR 1625 - 1646
28mm	1625 - 1630 OR 1625 - 1646



101.6mm x 50mm CDG



150mm x 50mm CDG



100mm x 50mm FDG



101.6MM X 50MM CENTRE DOUBLE GLAZED



1615



1620



1623



1625



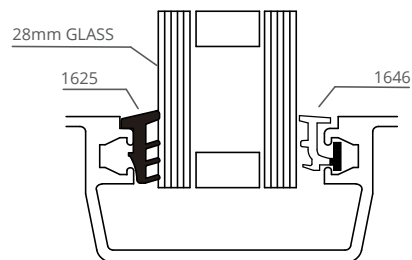
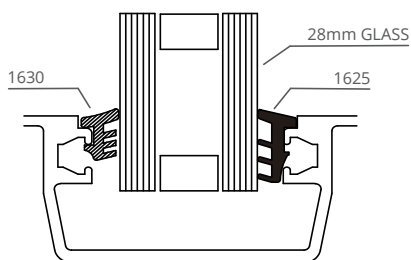
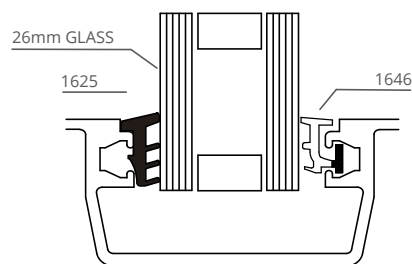
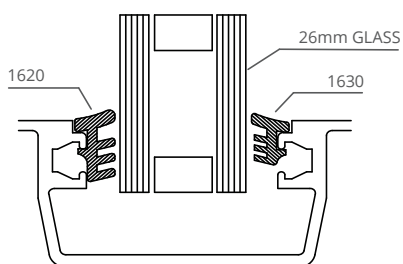
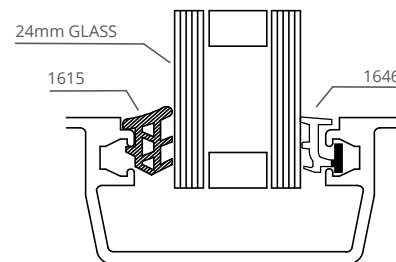
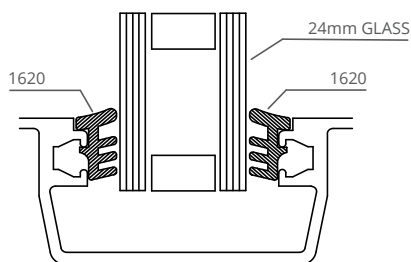
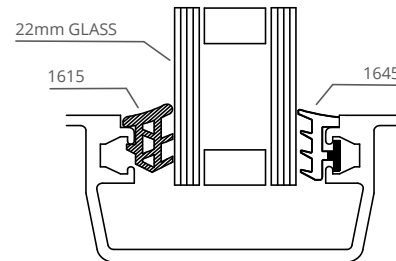
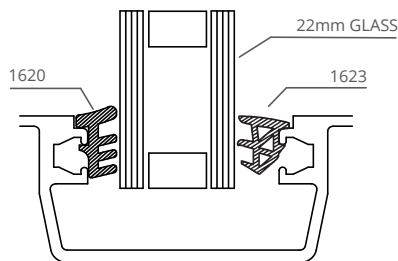
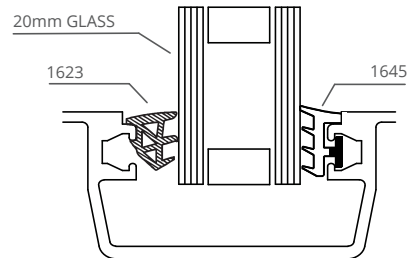
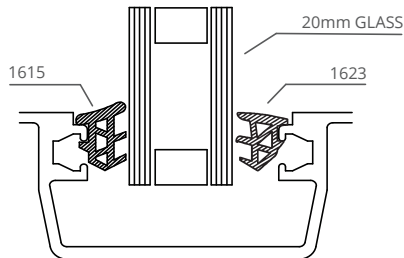
1630



1645 Captive



1646 Captive



Note: When using 2 X CDG4308 Pocket Reducers, refer to "100mm Front Single Glazing" chart.

* For more glazing options, please refer to your Darley Wall Chart or technical manual.

101.6MM X 50MM CENTRE DOUBLE GLAZED

	CODE	DESCRIPTION	LGTH.	FINISH	GROUP ID
	CDG4301	Frame Fits with CDG4304/4307/4308/4316/4319/ DGF4506/TJ305/385	6.5m	M/F CL/ANOD	8401 8402
NEW 	CDG4390	Light Frame Fits with CDG4304/4307/4308/4316/4319/ DGF4506/TJ305/385	6.5m	M/F CL/ANOD	8401 8402
	CDG4302	Sill Fits with CDG4303/4304/4308/TJ305/385	6.5m	M/F CL/ANOD	8401 8402
	CDG4303	Sill Bead Fits with CDG4302/4308/4309	6.5m	M/F CL/ANOD	8401 8402
	CDG4304	Adaptor Fits with CDG4301/4302/4305/4307/ CDG4308/4316/4390/DGF4506	6.5m	M/F CL/ANOD	8401 8402
NEW 	CDG4305	Double Glazed Corner Post Fits with CDG4304/4307/4308/4316/4319/ DGF4506/TJ305/385	6.5m	M/F CL/ANOD	8401 8402
	CDG4307	45mm Door Stop Fits with CDG4301/4304/4309/4310/ CDG4311/4312/4313/4314/4315/4390 1610, 1611, 1614	6.5m	M/F CL/ANOD	8401 8402
	CDG4308	Single Glazing Reducer Fits all CDG Sections	6.5m	M/F CL/ANOD	8401 8402
	CDG4309	Transom/Sill Fits with CDG4303/4307/4308/4316/4319/ DGF4506	6.5m	M/F CL/ANOD	8401 8402
	CDG4310	Male Split Mullion Fits with CDG4311/4307/4308/4316/4319/ DGF4506	6.5m	M/F CL/ANOD	8401 8402
	CDG4311	Female Split Mullion Fits with CDG4310/4307/4308/4316/4319/ DGF4506 1660	6.5m	M/F CL/ANOD	8401 8402

Key hardware.

101.6MM X 50MM CENTRE DOUBLE GLAZED


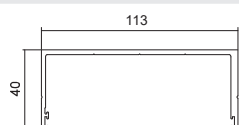
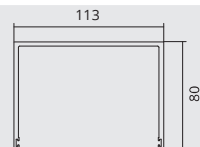

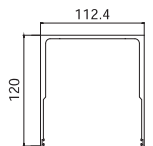


CODE	DESCRIPTION	LGTH.	FINISH	GROUP ID	
CDG4312	H/D Male Split Mullion Fits with CDG4313/4307/4308/4316/4319 DGF4506	6.5m	M/F CL/ANOD	8401 8402	
CDG4313	H/D Female Split Mullion Fits with CDG4313/4307/4308/4316/4319 DGF4506 1660	6.5m	M/F CL/ANOD	8401 8402	
CDG4314	Male Light Split Mullion Fits with CDG4313/4307/4308/4316/4319 DGF4506	6.5m	M/F CL/ANOD	8401 8402	
CDG4315	Female Light Split Mullion Fits with CDG4313/4307/4308/4316/4319 DGF4506 1660	6.5m	M/F CL/ANOD	8401 8402	
CDG4316	35 Awning Stop Suits TJ722/723/724 Fits with CDG4301/4304/4309/4310/4311/ CDG4312/4313/4314/4315/4390	6.5m	M/F CL/ANOD	8401 8402	
CDG4319	50 Awning Stop Suits TJ741. Fits with CDG4301/4304/4309/ CDG4310/4311/4312/4313/4314/4315/4390	6.5m	M/F CL/ANOD	8401 8402	
DGF4506	Pocket Filler Fits with CDG4301/4304/4309/4310/4311/ CDG4312/4313/4314/4315/4390	6.5m	M/F CL/ANOD	9001 9002	
TJ305	Flush Adaptor Fits with CDG4301/4302/4305/4390	6.5m	M/F CL/ANOD BZ/ANOD	8301 8302 8301	
TJ385	Back to Back Adaptor Fits with CDG4301/4302/4305/4390	6.5m	M/F CL/ANOD	8301 8302	

Key hardware.

101.6MM X 50MM CENTRE DOUBLE GLAZED

50MM GLAZING SECTIONS*




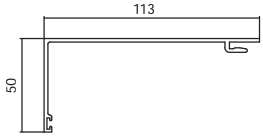

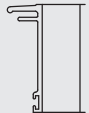

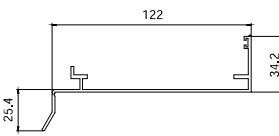

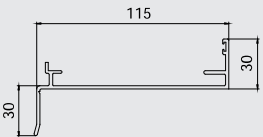

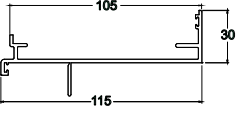

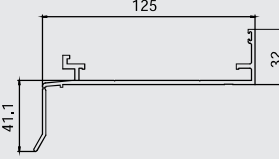

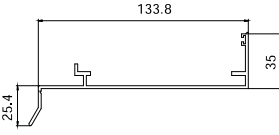

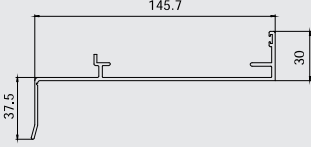

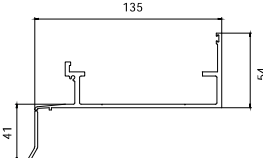
CODE	DESCRIPTION	LGTH.	FINISH	GROUP ID	
DG5001	50mm Pocket Frame	6.5m	M/F CL/ANOD	8401	 NEW
DG5002	50mm Pocket Sill	6.5m	M/F CL/ANOD	8401	 NEW
DG5003	Bead	6.5m	M/F CL/ANOD	8401	 NEW
DG5004	50mm Pocket Adaptor Fits DG5001/5002	6.5m	M/F CL/ANOD	8401	 NEW
DG5010	50mm Pocket Male Mullion	6.5m	M/F CL/ANOD	8401	 NEW
DG5011	50mm Pocket Female Mullion	6.5m	M/F CL/ANOD	8401	 NEW
TJ305	Flush Adaptor Fits with DG5001/5002	6.5m	M/F CL/ANOD BZ/ANOD	8301 8302 8301	
TJ385	Back to Back Adaptor Fits with DG5001/5002	6.5m	M/F CL/ANOD	8301 8302	

	CODE	DESCRIPTION	LGTH.	FINISH	GROUP ID
	TJ309	49mm Sub Head  1601, 1710	6.5m	M/F CL/ANOD BZ/ANOD	10001 10002 10001
	TJ399	Heavy Duty Sub Head  1601, 1710	6.5m	M/F CL/ANOD	10001 10002
NEW 	TJ692	80mm Sub Head  1601, 1710	6.5m	M/F CL/ANOD	10001 10002
NEW 	TJ520	120mm Sub Head  1601, 1710	6.5m	M/F	10001 10002
	TJ430	Two Part Sub Head Fits with TJ429  1601	6.5m	M/F CL/ANOD	10001 10002

 Key hardware.

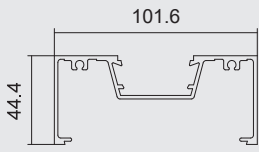

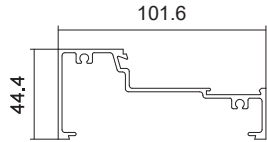
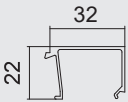
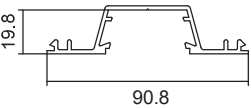

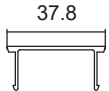
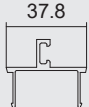


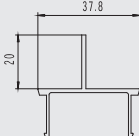
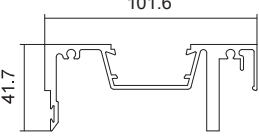

* Please contact your sales representative or technical support for more information

101.6MM X 50MM CENTRE DOUBLE GLAZED

CODE	DESCRIPTION	LGTH.	FINISH	GROUP ID	
TJ429	Sub Head Cover Fits with TJ430  1601	6.5m	M/F CL/ANOD	10001 10002	
TJ431	Standard Two Part Subhead / Jamb Fits with TJ6159  1601	6.5m	M/F CL/ANOD	10001 10002	
TJ6159	Sub Head / Jamb Fits with TJ431  1601	6.5m	M/F CL/ANOD	10001 10002	
TJ359	Light Duty Sub Sill 12mm Set Back Slotted  1601, 1930	6.5m	M/F CL/ANOD BZ/ANOD	10001 10002 10001	
TJ368	STD Sub Sill 6mm Set Back Slotted  1601, 1930	6.5m	M/F CL/ANOD	10001 10002	
TJ370	Sub Sill with Reveal  1601, 1925	6.5m	M/F	8301	
TJ379	Heavy Duty Sub Sill 12mm Set Back Slotted  1601, 1930	6.5m	M/F CL/ANOD	10001 10002	
TJ259	Sub Sill 25mm Set Back Slotted  1601, 1930	6.5m	M/F CL/ANOD BZ/ANOD	10001 10002 10001	
TJ432	Sub Sill 35mm Set Back Slotted  1601, 1930	6.5m	M/F CL/ANOD	10001 10002	
TJ479	High Performance Sub Sill 22mm Set Back Slotted  1601	6.5m	M/F CL/ANOD	10001 10002	

 Key hardware.

101.6MM X 44.4MM CENTRE DOUBLE GLAZED

	CODE	DESCRIPTION		LGTH.	FINISH	GROUP ID
	DGC4401	Frame Fits with DGC4404/ DGC4406/4407/4416/4419		6.5m	M/F CL/ANOD	8401 8402
	DGC4402	Sill Fits with DGC4403/4404		6.5m	M/F CL/ANOD	8401 8402
	DGC4403	Sill Bead Fits with DGC4402		6.5m	M/F CL/ANOD	8401 8402
	DGC4404	Adaptor Fits with DGC4401/4402		6.5m	M/F CL/ANOD	8401 8402
	TJ305	Flat Filler Fits with DGC4401/4402		6.5m	M/F CL/ANOD	8301 8302
	DGC4406	Pocket Filler Fits with DGC4401/4404/4428		6.5m	M/F CL/ANOD	8401 8402
	DGC4407	45mm Door Stop Fits with DGC4401  1610, 1611, 1614		6.5m	M/F CL/ANOD	8401 8402
	DGC4416	35 Awning Stop Fits with DGC4401/4404/4428		6.5m	M/F CL/ANOD	8401 8402
	DGC4419	50 Awning Stop Fits with DGC4401/4404/4428 Suits TJ741		6.5m	M/F CL/ANOD	8401 8402
	DGC4428	Self Mating Mullion  1660		6.5m	M/F CL/ANOD	8401 8402

 Key hardware.

150MM X 50MM CENTRE DOUBLE GLAZED



1615



1620



1623



1625



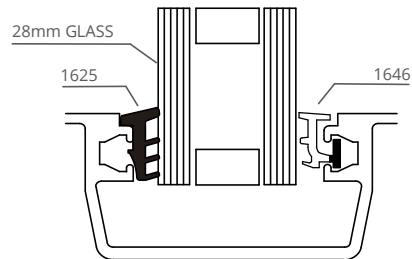
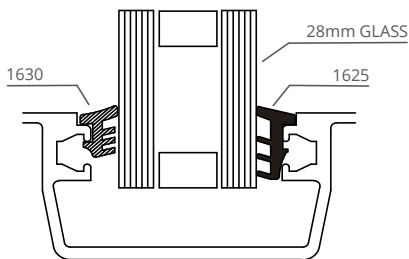
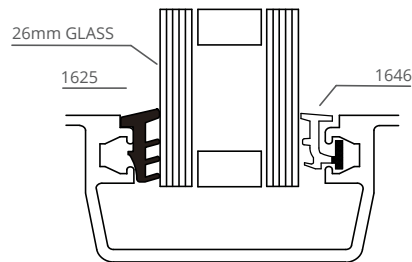
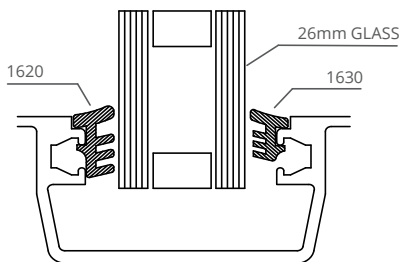
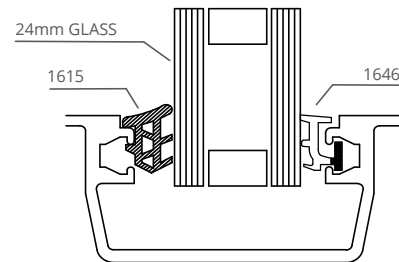
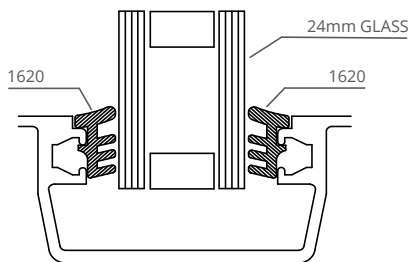
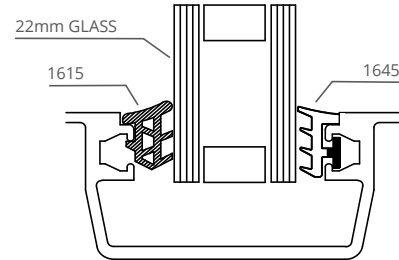
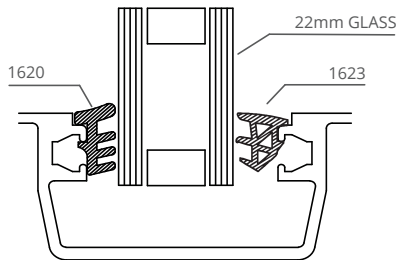
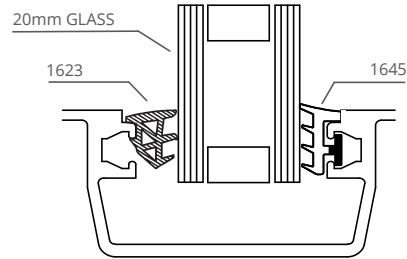
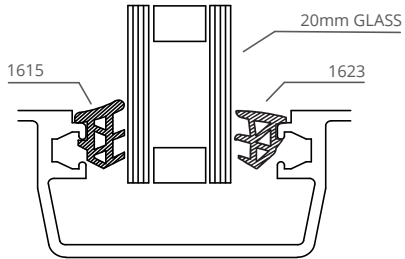
1630



1645 Captive



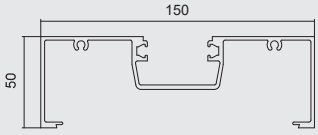
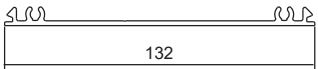
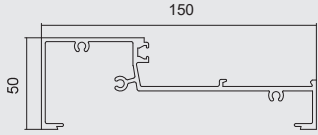
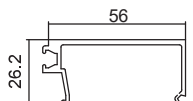
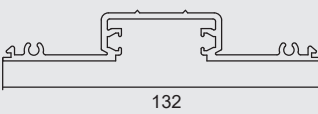
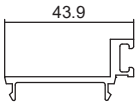


1646 Captive



Note: When using 2 X CDG4308 Pocket Reducers, refer to "100mm Front Single Glazing" chart.


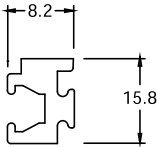
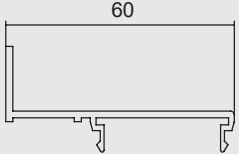
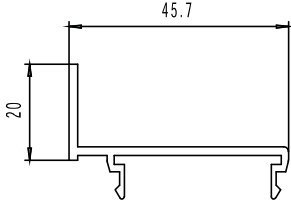
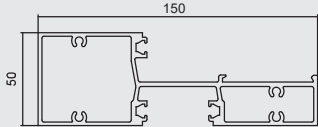
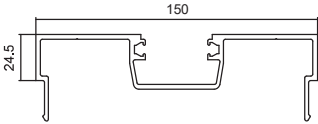
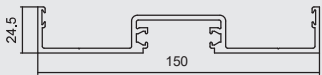
* For more glazing options, please refer to your Darley Wall Chart or technical manual.

150MM X 50MM CENTRE DOUBLE GLAZED

	CODE	DESCRIPTION	LGTH.	FINISH	GROUP ID
	CDG6501	Frame Fits with CDG6504/6507/4308/6516/ JM2865/DGF4506	6.5m	M/F CL/ANOD	8411 8412
	JM2865	132mm Flat Filler Fits with JM2861/CDG6501/6502	6.5m	M/F CL/ANOD	8701 8702
	CDG6502	Sill Fits with CDG6503/6504/4308	6.5m	M/F CL/ANOD	8411 8412
	CDG6503	Sill Bead Fits with CDG6502/6509/4308	6.5m	M/F CL/ANOD	8411 8412
	CDG6504	Glazing Adaptor Fits with CDG6501/6502/6507/6516/4308/ DGF4506	6.5m	M/F CL/ANOD	8411 8412
	CDG6507	45mm Door Stop Fits with CDG6501/6504/6509/6510/6511/ CDG6512/6513  1610, 1611, 1614	6.5m	M/F CL/ANOD	8411 8412
	TJ685	Back to Back Adaptor Fits with CDG6501/6502	6.5m	M/F CL/ANOD	9101 9102

 Key hardware.

150MM X 50MM CENTRE DOUBLE GLAZED

CODE	DESCRIPTION	LGTH.	FINISH	GROUP ID	
DGF4506	Pocket Filler Fits with CDG6501/6504/6509/6510/ CDG6511/6512/6513	6.5m	M/F CL/ANOD	9001 9002	
CDG4308	Glazing Reducer Fits All CDG Sections	6.5m	M/F CL/ANOD	8401 8402	
CDG6516	35 CDG Awning Stop Fits with CDG6501/6504/6509/6510/ CDG6511/6512/6513 Suits TJ722/723/724	6.5m	M/F CL/ANOD	8401 8402	
CDG6519	50 Awning Stop Fits with CDG6501/6504/6509/6510/ CDG6511/6512/6513 Suits TJ741	6.5m	M/F CL/ANOD	8401 8402	
CDG6509	Transom/Sill Fits with CDG4308/6503/6507/6516/6519/ DGF4506	6.5m	M/F CL/ANOD	8411 8412	
CDG6510	Male Split Mullion Fits with CDG4308/6507/6511/6516/6519/ DGF4506	6.5m	M/F CL/ANOD	8411 8412	
CDG6511	Female Split Mullion Fits with CDG4308/6507/6510/6516/6519/ DGF4506	6.5m	M/F CL/ANOD	8411 8412	

 1660

 Key hardware.

150MM X 50MM CENTRE DOUBLE GLAZED

	CODE	DESCRIPTION	LGTH.	FINISH	GROUP ID
	CDG6512	H/D Male Split Mullion Fits with CDG4308/6507/6513/6516/6519/ DGF4506	6.5m	M/F CL/ANOD	8411 8412
	CDG6513	H/D Female Split Mullion Fits with CDG4308/6507/6513/6516/6519/ DGF4506 1660	6.5m	M/F CL/ANOD	8411 8412
	TJ6156	150mm Sub Sill 1601	6.5m	M/F CL/ANOD	10001 10002
	TJ679	High Performance 150mm Sub Sill Slotted 1601	6.5m	M/F CL/ANOD	10401 10402
	TJ6157	150mm Sub Head 1601,1710	6.5m	M/F CL/ANOD	10001 10002
	TJ6158	150mm Sub Head Fits with TJ6159 1601	6.5m	M/F CL/ANOD	10001 10002
	TJ6159	150mm Sub Head / Jamb Cover Fits with TJ6158 1601	6.5m	M/F CL/ANOD	10001 10002
	DGF6563	150mm Double Glazed Spandrel Sub Head Fits with FGS403 & FB10030 1601, 1710	6.5m	M/F CL/ANOD	10001 10002
	DGF6562	150mm Double Glazed Spandrel Sub Sill Fits with TJ6155 1601	6.5m	M/F CL/ANOD	10001 10002
	TJ6155	150mm Sub Head, 120mm Deep 1601, 1710	6.5m	M/F CL/ANOD	10001 10002

Key hardware.

100MM X 50MM FRONT DOUBLE GLAZED



1615



1620



1623



1625



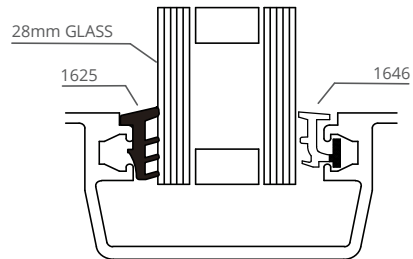
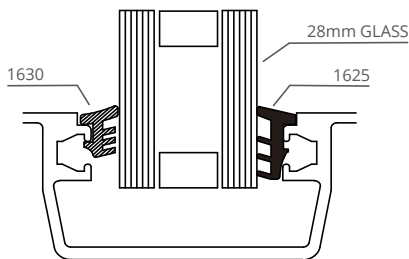
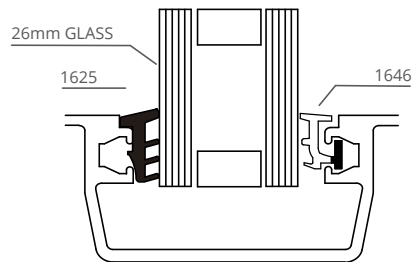
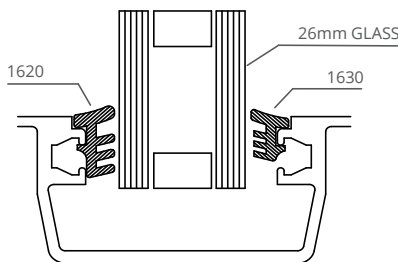
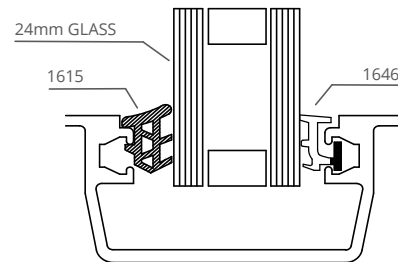
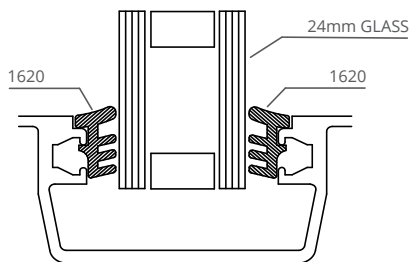
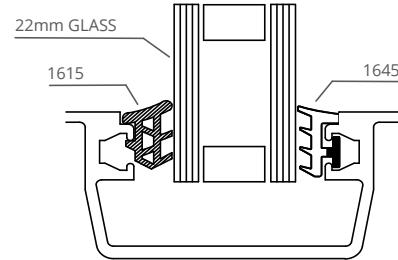
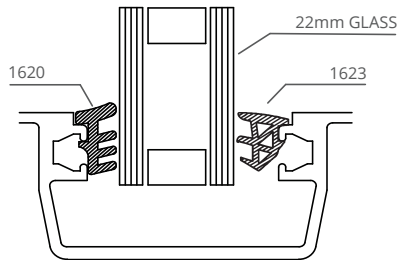
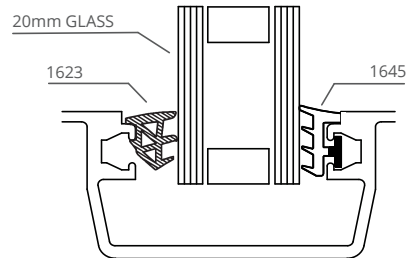
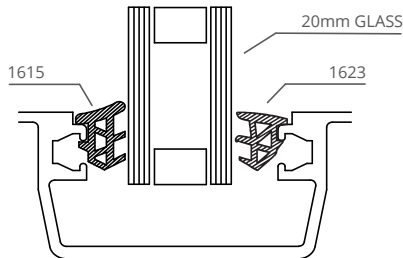
1630



1645 Captive



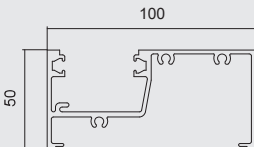
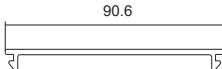


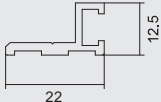

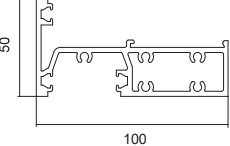
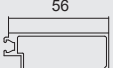
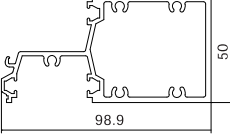

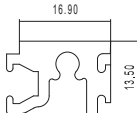
1646 Captive



Note: When using a DGF4510 Pocket Reducer, refer to "100mm Front Single Glazing" chart.

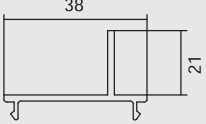
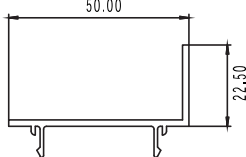
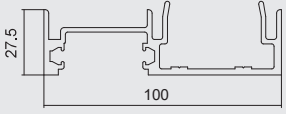

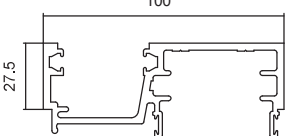
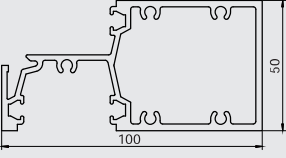

* For more glazing options, please refer to your Darley Wall Chart or technical manual.

100MM X 50MM FRONT DOUBLE GLAZED

	CODE	DESCRIPTION	LGTH.	FINISH	GROUP ID
	DGF4501	Frame Fits with DGF4506/4510/4516/4519 TJ305/385	6.5m	M/F CL/ANOD	9001 9002
	TJ305	Flush Adaptor Fits with DGF4501	6.5m	M/F CL/ANOD BZ/ANOD	8301 8302 8301
	TJ385	Back to Back Adaptor Fits with DGF4501	6.5m	M/F CL/ANOD	8301 8302
	DGF4506	Pocket Infill Fits with DGF4501/4508/4527/4528/ DGF4571/4572	6.5m	M/F CL/ANOD	9001 9002
	JM2809	Plant On Door Stop  1610, 1611, 1614	6.5m	M/F CL/ANOD	9701 9702
	DGF4508	Sill Fits with DGF4509/4506/4510/4516/4519	6.5m	M/F CL/ANOD	9001 9002
	DGF4509	Internal Glazing Bead Fits with DGF4508/4510	6.5m	M/F CL/ANOD	9001 9002
	DGF4571	100 X 50mm Front Double Glazed Sill/ Transom Fits with DGF4506/4510/4516/4519/ FGS412	6.5m	M/F CL/ANOD	9001 9002
	FGS412	Face Bead Fits with FGS411/611/ DGF4571/6571	6.5m	M/F CL/ANOD	8901 8902
	DGF4510	Single Glazed Reducer Fits with All DGF Sections	6.5m	CL/ANOD	9001 9002

 Key hardware.

100MM X 50MM FRONT DOUBLE GLAZED

CODE	DESCRIPTION	LGTH.	FINISH	GROUP ID	
DGF4516	35 Awning Stop Fits with DGF4501/4508/4527/4528/4572 Suits TJ722/723/724	6.5m	M/F CL/ANOD	9001 9002	
DGF4519	50 Awning Stop Fits with DGF4501/4508/4527/4528/4572 Suits TJ741	6.5m	M/F CL/ANOD	9001 9002	
DGF4527	Expansion Mullion Female Fits with DGF4506/4510/4516/4519/4528	6.5m	M/F CL/ANOD	9001 9002	
DGF4528	Expansion Mullion Male Fits with DGF4506/4510/4516/4519/4527  1660	6.5m	M/F CL/ANOD	9001 9002	
DGF4572	Sill/Transom Fits with FGS403/4506/4510/4516/4519	6.5m	M/F CL/ANOD	9001 9002	
FGS403	External Bead Fits with FGS402/602/DGF6579/6580	6.5m	M/F CL/ANOD	8901 8902	


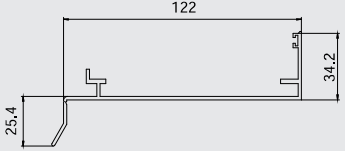

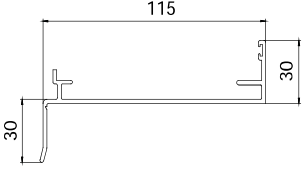

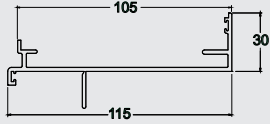

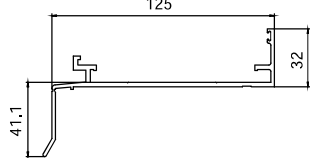

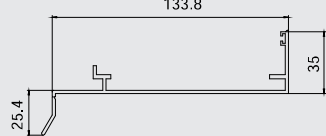

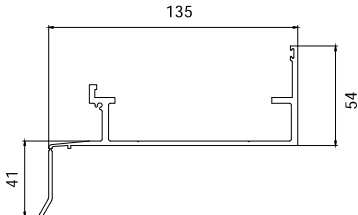

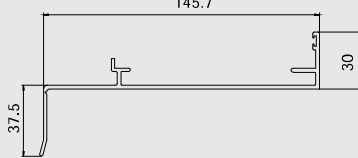
 Key hardware.

100MM X 50MM FRONT DOUBLE GLAZED

	CODE	DESCRIPTION	LGTH.	FINISH	GROUP ID
	TJ309	49mm Sub Head Key hardware. 1601, 1710	6.5m	M/F CL/ANOD BZ/ANOD	10001 10002 10001
	TJ399	Heavy Duty Sub Head Key hardware. 1601, 1710	6.5m	M/F CL/ANOD	10001 10002
	TJ692	80mm Sub Head Key hardware. 1601, 1710	6.5m	M/F CL/ANOD	10001 10002
	TJ520	120mm Sub Head Key hardware. 1601, 1710	6.5m	M/F	10001 10002
	TJ430	Two Part Sub Head Fits with TJ429 Key hardware. 1601	6.5m	M/F CL/ANOD	10001 10002
	TJ429	Sub Head Cover Fits with TJ430 Key hardware. 1601	6.5m	M/F CL/ANOD	10001 10002
	TJ431	Standard Two Part Subhead / Jamb Fits with TJ6159 Key hardware. 1601	6.5m	M/F CL/ANOD	10001 10002
	TJ6159	Sub Head / Jamb Cover Fits with TJ431 Key hardware. 1601	6.5m	M/F CL/ANOD	10001 10002

 Key hardware.

100MM X 50MM FRONT DOUBLE GLAZED

CODE	DESCRIPTION	LGTH.	FINISH	GROUP ID	
TJ359	Light Duty Sub Sill 12mm Set Back Slotted  1601, 1930	6.5m	M/F CL/ANOD BZ/ANOD	10001 10002 10001	
TJ368	STD Sub Sill 6mm Set Back Slotted  1601, 1930	6.5m	M/F CL/ANOD	10001 10002	
TJ370	Sub Sill with Reveal  1601, 1925	6.5m	M/F	8301	
TJ379	Heavy Duty Sub Sill 12mm Set Back Slotted  1601, 1930	6.5m	M/F CL/ANOD	10001 10002	
TJ259	Sub Sill 25mm Set Back Slotted  1601, 1930	6.5m	M/F CL/ANOD BZ/ANOD	10001 10002 10001	
TJ479	High Performance Sub Sill 22mm Set Back Slotted  1601	6.5m	M/F CL/ANOD	10001 10002	
TJ432	Sub Sill 35mm Set Back Slotted  1601, 1930	6.5m	M/F CL/ANOD	10001 10002	

TO BE
DISCONTINUED

 Key hardware.

150MM X 50MM FRONT DOUBLE GLAZED



1615



1620



1623



1625



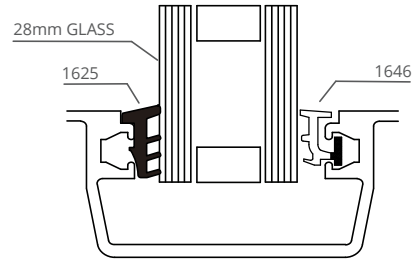
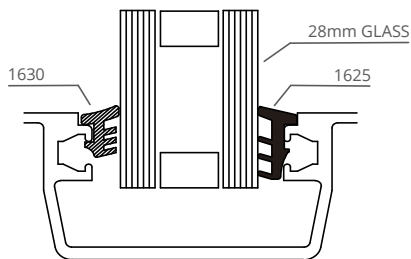
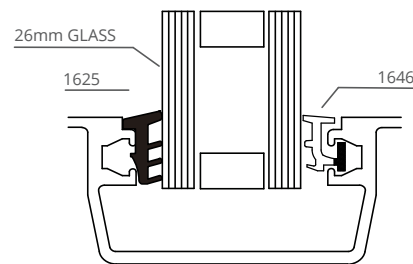
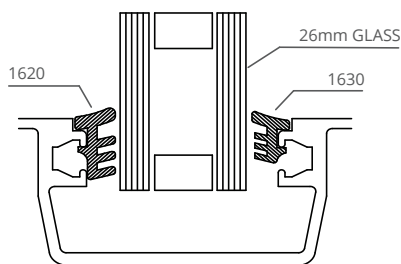
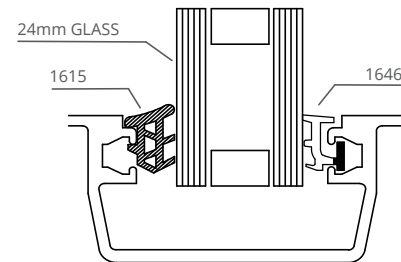
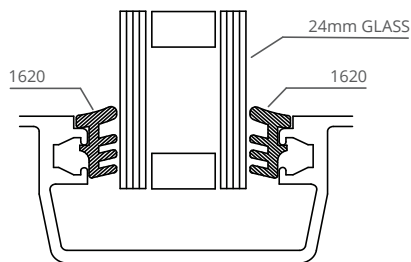
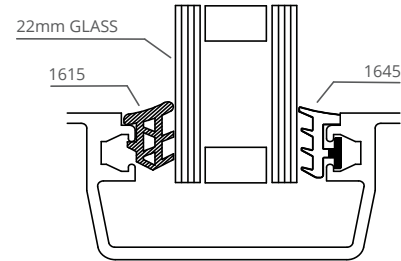
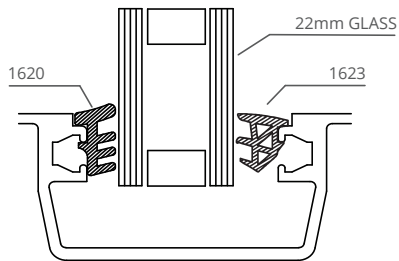
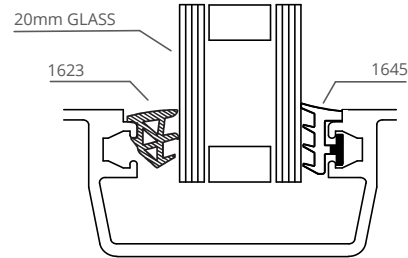
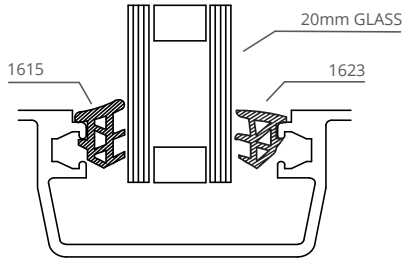
1630



1645 Captive



1646 Captive



Note: When using a DGF4510 Pocket Reducer, refer to "100mm Front Single Glazing" chart.

* For more glazing options, please refer to your Darley Wall Chart or technical manual.

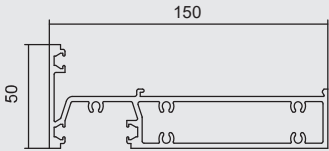
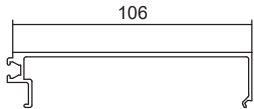
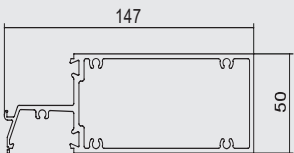
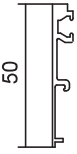
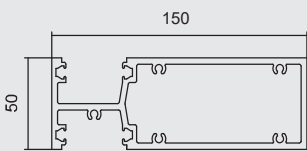
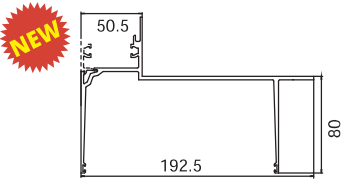

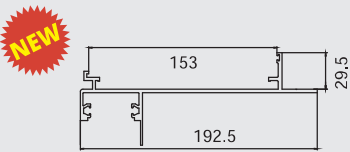

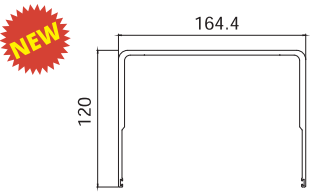

Commercial Framing • Double Glazed

150MM X 50MM FRONT DOUBLE GLAZED

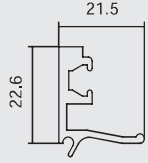
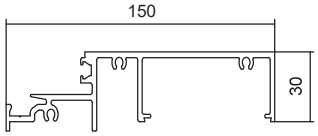

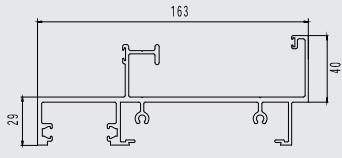

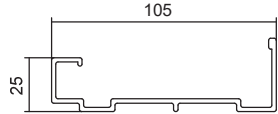
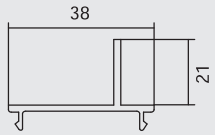
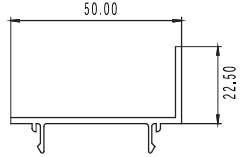
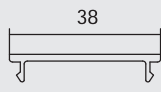

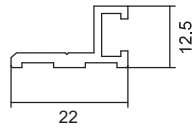
CODE	DESCRIPTION	LGTH.	FINISH	GROUP ID	
DGF6561	Frame Fits with DGF4506/4510/4516/4519/ JM2865/TJ685	6.5m	M/F CL/ANOD	9201 9202	
JM2865	132mm Flat Filler Fits with DGF6561	6.5m	M/F CL/ANOD	8701 8702	
TJ685	Back to Back Adaptor Fits with DGF6561	6.5m	M/F CL/ANOD	9101 9102	
DGF6564	Transom Fits with DGF4506/4510/4516/4519/ TJ305	6.5m	M/F CL/ANOD	9201 9202	
TJ305	Flush Adaptor Fits with DGF6564	6.5m	M/F CL/ANOD BZ/ANOD	8301 8302 8301	
TJ385	Back to Back Adaptor Fits with DGF6564	6.5m	M/F CL/ANOD	8301 8302	
DGF6567	Expansion Mullion Female Fits with DGF6568	6.5m	M/F CL/ANOD	9201 9202	
DGF6568	Expansion Mullion Male Fits with DGF6567 1660				
DGF6582	Expansion Mullion Female Fits with DGF4506/4516/4519/6583 1660	6.5m	M/F CL/ANOD	9201 9202	
DGF6583	Expansion Mullion Male Fits with DGF4506/4516/4519/6582	6.5m	M/F CL/ANOD	9201 9202	

Key hardware.

150MM X 50MM FRONT DOUBLE GLAZED

	CODE	DESCRIPTION	LGTH.	FINISH	GROUP ID
	DGF6569	Transom Sill Fits with DGF4506/4510/4516/4519/6570	6.5m	M/F CL/ANOD	9201 9202
	DGF6570	Internal Glazing Bead Fits with DGF6569/4510	6.5m	M/F CL/ANOD	9201 9202
	DGF6571	Transom Sill Fits with FGS412/DGF4510	6.5m	M/F CL/ANOD	9201 9202
	FGS412	Face Bead Fits with FGS411/611/DGF6571/4510/4571	6.5m	M/F CL/ANOD	8901 8902
	DGF6576	Mullion / Transom Fits with DGF4506/4510/4516/4519	6.5m	M/F CL/ANOD	9201 9202
	DGF6563	150mm Double Glazed Spandrel Sub Head Fits with FGS403 & FB10030  1601, 1710	6.5m	M/F CL/ANOD	10001 10002
	DGF6562	150mm Double Glazed Spandrel Sub Sill Fits with TJ6155  1601	6.5m	M/F CL/ANOD	10001 10002
	TJ6155	150mm Sub Head, 120mm Deep  1601, 1710	6.5m	M/F CL/ANOD	10001 10002

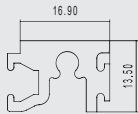
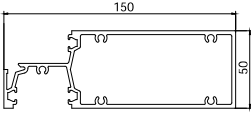
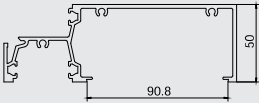
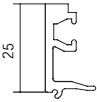
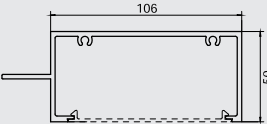
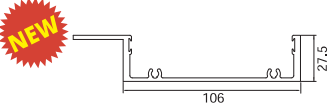

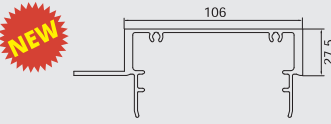
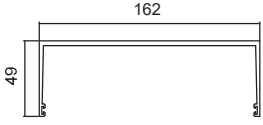



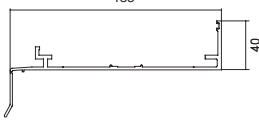



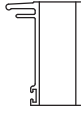

150MM X 50MM FRONT DOUBLE GLAZED

CODE	DESCRIPTION	LGTH.	FINISH	GROUP ID	
DGF6503	Bead to Suit DGF6574	6.5m	M/F	9201	
DGF6574	Male Stack Sill Fits with DGF6503/4510/4516/4519/6575	6.5m	M/F	9201	
DGF6575	Female Stack Sill Fits with DGF4510/4516/4519/6573/6574  1660,1710	6.5m	M/F	9201	
DGF6573	Stiffener Fits with DGF6575 	6.5m	M/F CL/ANOD	9201	
DGF4516	35 Sash Stop Fits with DGF6561/6564/6569/6574/ DGF6575/6576/6582/6583 Suits TJ722/723/724	6.5m	M/F CL/ANOD	9001 9002	
DGF4519	50 Awning Stop Fits with DGF6561/6564/6569/6574/ DGF6575/6576/6582/6583 Suits TJ741	6.5m	M/F CL/ANOD	9001 9002	
DGF4506	Pocket Filler Fits with DGF6561/6564/6569/6574/ DGF6575/6576/6582/6583	6.5m	M/F CL/ANOD	9001 9002	
JM2809	Plant On Door Stop  1610, 1611, 1614	6.5m	M/F CL/ANOD	9701 9702	

 Key hardware.

 Technical guidance recommended.

150MM X 50MM FRONT DOUBLE GLAZED

	CODE	DESCRIPTION	LGTH.	FINISH	GROUP ID
	DGF4510	Glazing Reducer Fits with All DGF Sections	6.5m	M/F CL/ANOD	9001 9002
	DGF6579	Structural Transom Fits with FGS403	6.5m	M/F	10001 10002
	DGF6580	Open Sill Transom Fits with TJ305/385/FGS403	6.5m	M/F CL/ANOD	10001 10002
	FGS403	External Bead Fits with DGF6579/6580	6.5m	M/F CL/ANOD	10001 10002
	DGF6581	Structural Transom* Fits with TJ305/385	6.5m	M/F	10001 10002
	DGF6584	150mm Blind Female Mullion* Fits with DGF6585  1600	6.5m	M/F	10001 10002
	DGF6585	150mm Blind Male Mullion* Fits with DGF6584	6.5m	M/F	10001 10002
	TJ6157	150mm Sub Head Fits with TJ151/152/SD129/FG601  1601, 1710	6.5m	M/F CL/ANOD	10001 10002
	TJ6156	150mm Sub Sill Slotted  1601	6.5m	M/F CL/ANOD	10001 10002
	TJ679	High Performance 150mm Sub Sill Slotted  1601	6.5m	M/F CL/ANOD	10401 10402
	TJ6158	150mm Sub Head / Jamb  1601	6.5m	M/F CL/ANOD	10001 10002
	TJ6159	150mm Sub Head / Jamb Cover Fits with TJ6158  1601	6.5m	M/F CL/ANOD	10001 10002

 Key hardware.

* Disclaimer: Engineering required as per project.

DOUBLE GLAZED COMPONENTS

CODE	DESCRIPTION	U.O.M.	BOX QTY.	GROUP ID	
1474	Foam Seal - 1050 Pieces Roll Suits 100mm Front Glazed Single	Roll	1	16177	
1475	Foam Seal - 1120 Pieces Roll Suits 150mm Front Glazed Single	Roll	1	16177	
1495	Foam Plug To Suit Double Glazed Framing (9 Per Sheet)	Roll	1	16177	
1610-M100	6mm Door Stop - 100m Roll Suits TJ306	Roll	1	16169	
1614	Large Door Stop - 200m Suits TJ306	Roll	1	16169	 
1611	Weatherstrip 90-900 Black - 150m Roll	Roll	1	16173	
1615	Glazing Wedge PVC - 200m Roll	Roll	1	16169	
1620	Glazing Wedge PVC - 200m Roll	Roll	1	16169	
1625	Glazing Wedge PVC - 250m Roll	Roll	1	16169	
1630	Glazing Wedge PVC - 200m Roll	Roll	1	16169	
1623	Glazing Wedge - 100m Roll	Roll	1	14510	
1645	Co-extruded Captive Rubber - Yellow - 100m Roll Suits Front Glazed 6mm Glass	Roll	1	16169	
1646	10mm Co-extruded Captive Wedge - 100m Roll Suits Front Glazed	Roll	1	16169	
1647	Co-extruded Captive Wedge - 100m Roll Suits 10.38/12.38mm Front Glazed	Roll	1	16169	
1660	V Seal (Mullion Rubber) - 500m Roll	Roll	1	16169	

DOUBLE GLAZED COMPONENTS

	CODE	DESCRIPTION	U.O.M.	BOX QTY.	GROUP ID
	1900-M	Frame Packers - 1.5mm X 90mm Blue 100/Bag	Bag	N/A	16157
	1901-M	Frame Packers - 3mm X 90mm Green 100/Bag	Bag	N/A	16157
	1902-M	Frame Packers - 5mm X 90mm Ochre 100/Bag	Bag	N/A	16157
	1903-M	Frame Packers - 10mm X 90mm Black 100/Bag	Bag	N/A	16157
	1906	Aluminium Frame Packers 1mm 100/Bag	Bag	N/A	6149
	1907	Aluminium Frame Packers 2mm 100/Bag	Bag	N/A	6149
	1908	Aluminium Frame Packers 5mm 100/Bag	Bag	N/A	6149
	1909	Aluminium Frame Packers 10mm 100/Bag	Bag	N/A	6149
	1910	Setting Blocks 3mm Thick - Bag of 1,000	Bag	N/A	16157
	1911	Setting Blocks 5mm Thick - Bag of 1,000	Bag	N/A	16157
	1912	Setting Blocks 10mm Thick - Bag of 500	Bag	N/A	16157
	1977	Setting Blocks 5mm X 25mm - 3m Self Adhesive - Bag of 200	Bag	N/A	17320
	1978	Setting Blocks 10mm X 25mm - 3m Self Adhesive - Bag of 200	Bag	N/A	17320
	1979	Setting Blocks 3mm X 10mm X 25mm - 3m Double Sided Tape - Bag of 200	Bag	N/A	17320
	1930	End Cap To Suit Subsills Bag of 50 Pairs (Left & Right)	Bag	N/A	16157
	1960	Lanotec General Purpose Liquid Lanolin 400g	Tube	12	16181
	1961	Lanotec "Citra Force" Cleaner Degreaser 400g	Tube	12	16181

 Please check with your local branch for stock availability.

CAPPED FRONT GLAZED SUITES



103mm x 50mm

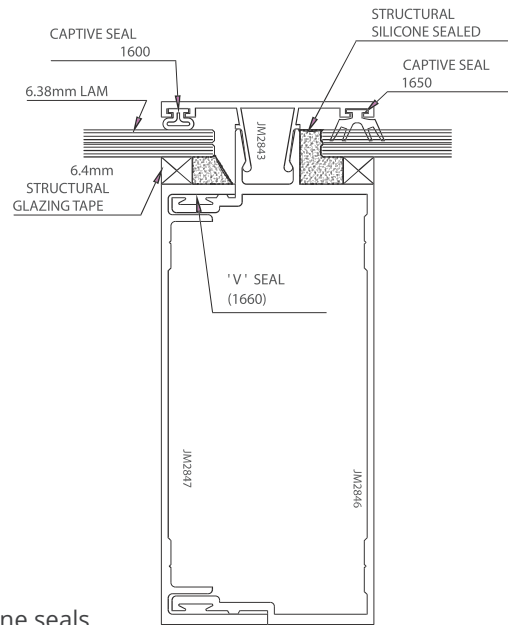
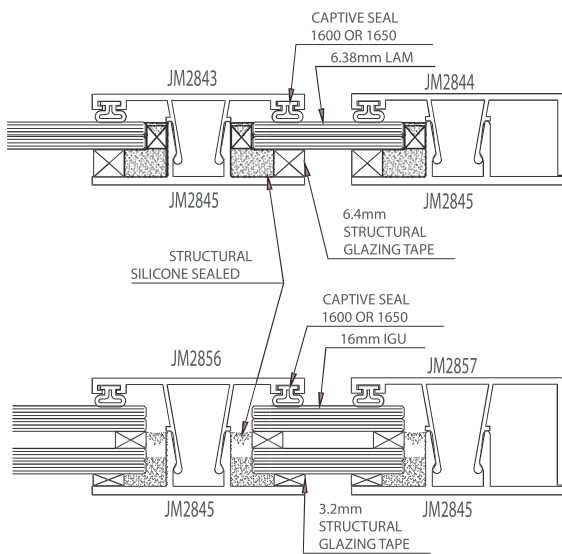


150mm x 50mm

BASE JM2845, JM2841, JM2861, JM2846

GLASS	SUITABLE GLAZING TAPE	TAPE CODE	SNAP CAP
6mm	12mm x 6.4mm Structural Tape	1402	JM2843/JM2844
8mm	12mm x 4.8mm Structural Tape	1401	JM2843/JM2844
10mm	12mm x 3.2mm Structural Tape	1400	JM2843/JM2844
10mm	12mm x 9.5mm Structural Tape	1403	JM2856/JM2857
12mm	12mm x 6.4mm Structural Tape	1402	JM2856/JM2857
13-14mm	12mm x 4.8mm Structural Tape	1401	JM2856/JM2857
16mm	12mm x 3.2mm Structural Tape	1400	JM2856/JM2857

* To be discontinued

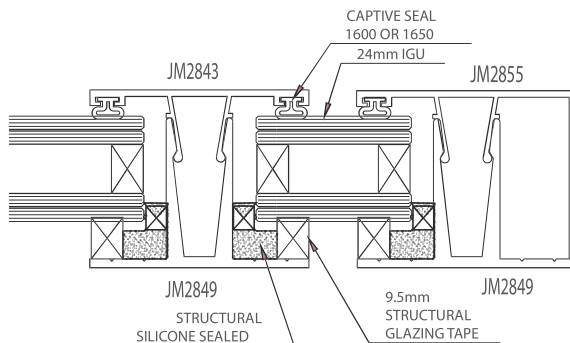


Recommended glazing method: Wet glazed using continuous silicone seals.
Glass cutting size: Daylight Size +25mm.

BASE JM2849, JM2871

GLASS	SUITABLE GLAZING TAPE	TAPE CODE	SNAP CAP
22mm	12mm x 9.5mm Structural Tape	1403	JM2843/2855
24mm	12mm x 9.5mm Structural Tape	1403	JM2843/2855
26mm	12mm x 6.4mm Structural Tape	1402	JM2843/2855
28mm	12mm x 3.2mm Structural Tape	1400	JM2843/2855

* To be discontinued



103MM X 50MM CAPPED FRONT GLAZED



	CODE	DESCRIPTION	LGTH.	FINISH	GROUP ID
	JM2841	103mm Main Frame Fits with TJ305/304/ JM2843/2844/2856/2857	6.5m	M/F CL/ANOD	8601 8602
	JM2840	Double Glazed Frame Fits with TJ304/305/ JM2843/2855	6.5m	M/F CL/ANOD	8601 8602
	TJ305	Flush Filler Fits with TJ301/302/367/308/ JM2841/2842	6.5m	M/F CL/ANOD BZ/ANOD	8301 8302 8301
	JM2846	Expansion Mullion Male Fits with JM2843/2844/2847/2856/2857 1660	6.5m	M/F CL/ANOD	8601 8602
	JM2847	Expansion Mullion Female Fits with JM2846	6.5m	M/F	8601 8602
	JM2848	Self Mating Mullion 1660	6.5m	M/F CL/ANOD	8601 8602

TO BE
DISCONTINUED


AVAILABLE
IN VIC ONLY

Commercial Framing • Capped Front Glazed

Key hardware.

150MM X 50MM CAPPED FRONT GLAZED



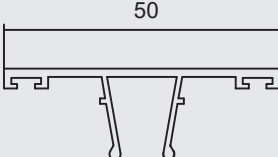

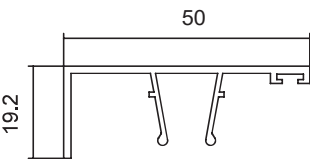

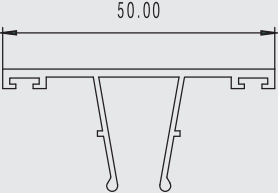

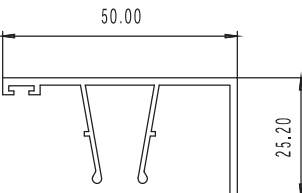

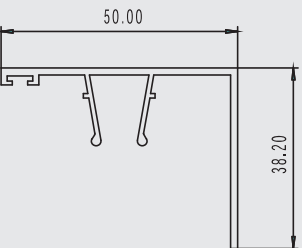

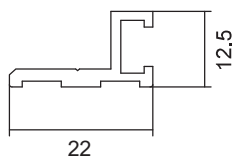

CODE	DESCRIPTION	LGTH.	FINISH	GROUP ID	
JM2861	150mm Main Frame Fits with JM2843/2844/2865/2856/2857	6.5m	M/F CL/ANOD	8701 8702	
JM2865	132mm Flat Filler Fits with JM2861	6.5m	M/F CL/ANOD	8701 8702	
JM2866	Mullion 150mm Female Fits with JM2867/2843/2844/2856	6.5m	M/F CL/ANOD	8701 8702	
JM2867	Mullion 150mm Male Fits with JM2866/2868  1660	6.5m	M/F CL/ANOD	8701 8702	
JM2868	Mullion 150mm Female Fits with JM2867	6.5m	M/F CL/ANOD	8701 8702	
JM2871	D/G Frame Fits with JM2865/2843/2855	6.5m	M/F CL/ANOD	8701 8702	
JM2876	D/G Frame Mullion Fits with JM2867/2843	6.5m	M/F CL/ANOD	8701 8702	

**TO BE
DISCONTINUED**

**TO BE
DISCONTINUED**

 Key hardware.


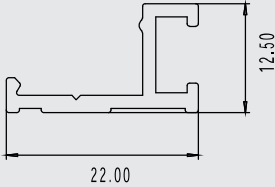
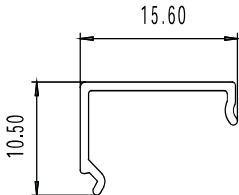
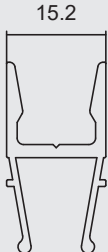
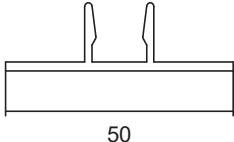
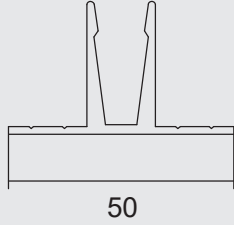
CAPPED FRONT GLAZED SECTIONS

	CODE	DESCRIPTION	LGTH.	FINISH	GROUP ID
	JM2843	Snap Cap - 16mm Gap Fits with JM2841/2845/2846/2849 JM2861/2866  1601,1650	6.5m	M/F CL/ANOD	8601 8602
	JM2844	Snap Cap With Legs - 16mm Gap Fits with JM2841/2845/2846/2849/ JM2861/2866  1601,1650	6.5m	M/F CL/ANOD	8601 8602
	JM2856	Snap Cap - 22mm Gap Fits with JM2845 To Suit 12-16mm Glass  1601,1650	6.5m	M/F CL/ANOD	8600
	JM2857	Snap Cap With Legs - 22mm Gap Fits with JM2845 To Suit 12-16mm Glass  1601,1650	6.5m	M/F CL/ANOD	8600
	JM2855	D/G Snap Cap With Extended - 35mm Gap - Leg with Keynote Suite JM2849/2850 Fits with JM2841/2845/2846/2849 JM2861/2866  1601,1650	6.5m	M/F CL/ANOD	8861 8862
	JM2809	Plant On Door Stop Fits with JM2841/2846/2847/2861/ JM2866/2867/2868  1610, 1611, 1614	6.5m	M/F CL/ANOD	9701 9702

 Key hardware.









Commercial Framing • Capped Front Glazed

CAPPED FRONT GLAZED SECTIONS

CODE	DESCRIPTION	LGTH.	FINISH	GROUP ID	
JM2810	Plant On Door Stop With Cover Fits with JM2811  1610, 1611, 1614	6.5m	M/F CL/ANOD	8600	
JM2811	Cover To Suit Plant On Door Stop Fits with JM2810	6.5m	M/F CL/ANOD	8600	
JM2850	Double Glazed Adaptor for Capped Frame Fits with JM2841/2842/2845/2861/2866	6.5m	M/F CL/ANOD	8601 8602	
JM2845	Plant On Base Fits with JM2843/2844	6.5m	M/F CL/ANOD	8601 8602	
JM2849	Double Glazed Plant On Base Fits with JM2843/2844/2855	6.5m	M/F CL/ANOD	8701 8702	

 Key hardware.

CAPPED FRONT GLAZED COMPONENTS

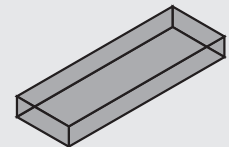
	CODE	DESCRIPTION		U.O.M.	BOX QTY.	GROUP ID
	1400	Structural Spacer Tape D/Sided Black Urethane 3.2mm x 12mm - 15m Roll	TO BE DISCONTINUED	Roll	25	16165
	1401	Structural Spacer Tape D/Sided Black Urethane 4.8mm x 12mm - 15m Roll	TO BE DISCONTINUED	Roll	25	16165
	1402	Structural Spacer Tape D/Sided Black Urethane 6.4mm x 12mm - 15m Roll	TO BE DISCONTINUED	Roll	25	16165
	1403	Structural Spacer Tape D/Sided Black Urethane 9.5mm x 12mm - 7.5m Roll	TO BE DISCONTINUED	Roll	25	16165
	1600	Bulb Seal PVC - 250m Roll		Roll	1	16169
	1601	Bulb Seal Co-Extruded - 100m Roll		Roll	1	16169
	1610- M100	6mm Door Stop - 100m Suits TJ306		Roll	1	16169
	1611	Weatherstrip 90-900 Black - 150m Roll		Roll	1	16173
	1614	Large Door Stop - 200m		Roll	1	16169
	1650	Glazing Wedge Captive PVC - 200m Roll To Suit JM2843/2844		Roll	1	16169
	1660	V Seal (Mullion Rubber) - 500m Roll		Roll	1	16169

NEW

Commercial Framing • Capped Front Glazed

CAPPED FRONT GLAZED COMPONENTS

CODE	DESCRIPTION	U.O.M.	BOX QTY.	GROUP ID
1900-M	Frame Packers - 1.5mm X 90mm Blue 100/Bag	Bag	N/A	16157
1901-M	Frame Packers - 3mm X 90mm Green 100/Bag	Bag	N/A	16157
1902-M	Frame Packers - 5mm X 90mm Ochre 100/Bag	Bag	N/A	16157
1903-M	Frame Packers - 10mm X 90mm Black 100/Bag	Bag	N/A	16157
1906	Aluminium Frame Packers 1mm 100/Bag	Bag	N/A	6149
1907	Aluminium Frame Packers 2mm 100/Bag	Bag	N/A	6149
1908	Aluminium Frame Packers 5mm 100/Bag	Bag	N/A	6149
1909	Aluminium Frame Packers 10mm 100/Bag	Bag	N/A	6149
1910	Setting Blocks 3mm Thick - Bag of 1,000	Bag	N/A	16157
1911	Setting Blocks 5mm Thick - Bag of 1,000	Bag	N/A	16157
1912	Setting Blocks 10mm Thick - Bag of 500	Bag	N/A	16157
1977	Setting Blocks 5mm X 25mm - 3m Self Adhesive - Bag of 200	Bag	N/A	17320
1978	Setting Blocks 10mm X 25mm - 3m Self Adhesive - Bag of 200	Bag	N/A	17320
1979	Setting Blocks 3mm X 10mm X 25mm - 3m Double Sided Tape - Bag of 200	Bag	N/A	17320
1930	End Cap To Suit Subsills Bag of 50 Pairs (<i>Left & Right</i>)	Bag	N/A	16157
1960	Lanotec General Purpose Liquid Lanolin 400g	Tube	12	16181
1961	Lanotec "Citra Force" Cleaner Degreaser 400g	Tube	12	16181



Please check with your local branch for stock availability.



AWNING & CASEMENT WINDOW

AWNING WINDOW CASEMENT WINDOW			
GLASS THICKNESS	WEDGE REQUIRED	TAPE REQUIRED	BEAD REQUIRED
6mm	1931	1451 (3.2mm)	TJ714
8mm	1623	1450 (1.6mm)	
10mm	1615	1451 (3.2mm)	
12mm	1620	1450 (1.6mm)	
16mm	1931	1451 (3.2mm)	TJ716
18mm	1931	1450 (1.6mm)	
20mm	1933	1450 (1.6mm)	
22mm	1615	1450 (1.6mm)	
24mm	1931	1451 (3.2mm)	TJ717
28mm	1623	1450 (1.6mm)	
30mm	1933	1450 (1.6mm)	



1615



1620



1623




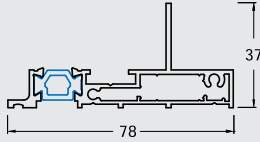

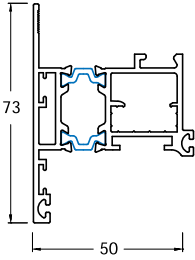
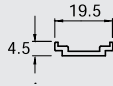

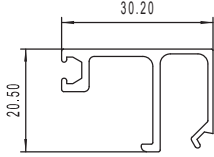

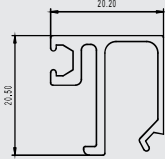

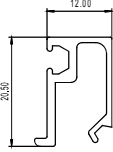

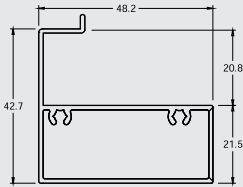
1931




1933

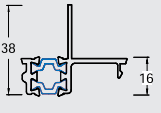
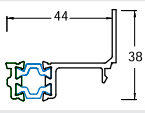
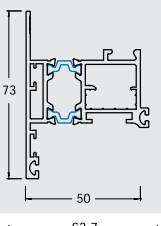

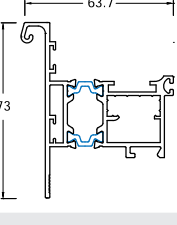

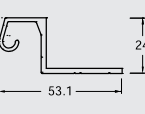

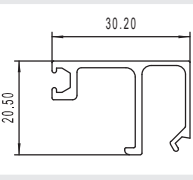

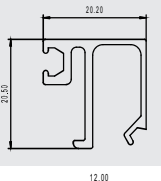

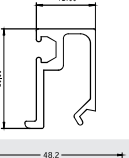

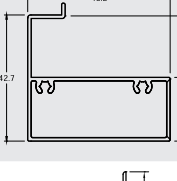

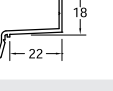
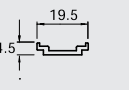


RECESSED AWNING & CASEMENT WINDOW SYSTEM

CODE	DESCRIPTION	LGTH.	FINISH	GROUP ID	
CG701	Awning/Casement Stop - Recessed  1864, 5002	6.5m	M/F	14015	
CG702	Awning/Casement Sash  1864, 2641, 5002	6.5m	M/F	14015	
CGM001	Control Bar and Stay Packer - Roto Fit with CG702	6.5m	CL/ANOD	14015	
TJ714	6-12mm Awning Bead Fits with CG702  1615, 1620, 1623, 1931	6.5m	M/F CL/ANOD	9901 9902	
TJ716	16-22mm Awning Bead Fits with CG702  1615, 1931, 1933	6.5m	M/F CL/ANOD	9901 9902	
TJ717	24-30mm Awning Bead Fits with CG702  1623, 1931, 1933	6.5m	M/F CL/ANOD	9901 9902	
TJ734	Chain Winder Support  1080, 1082, 1090, 1092	6.5m	M/F CL/ANOD	9901	

 Key hardware

STANDARD AWNING & CASEMENT WINDOW SYSTEM

	CODE	DESCRIPTION	LGTH.	FINISH	GROUP ID
	DTB026	Awning Stop Suits 100mm ClimateGuard Centre Glazed	6.5m	M/F	22400
	CG703	Awning Stop Suits 100mm & 150mm ClimateGuard Front Glazed	6.5m	M/F	14015
	CG702	Awning/Casement Sash  1864, 2641, 5002	6.5m	M/F	14015
	CG704	Hook Awning Sash Fits with CGM002  1864, 2641, 5002	6.5m	M/F	14015
	CGM002	50mm Plant-on Awning Hook Fits with CG704  5021	6.5m	M/F	14015
	TJ714	6-12mm Awning Bead Fits with CG702/704  1615, 1620, 1623, 1931	6.5m	M/F CL/ANOD	9901 9902
	TJ716	16-22mm Awning Bead Fits with CG702/704  1615, 1931, 1933	6.5m	M/F CL/ANOD	9901 9902
	TJ717	24-30mm Awning Bead Fits with CG702/704  1623, 1931, 1933	6.5m	M/F CL/ANOD	9901 9902
	TJ734	Chain Winder Support  1080, 1082, 1090, 1092	6.5m	M/F CL/ANOD	9901
	KW069	Universal Head Flashing / Drip Mould	6.5m	M/F CL/ANOD	17301
	CGM001	Stay Packer Fits with CG702	6.5m	CL/ANOD	14015

 Key hardware.

ClimateGuard™ • Awning & Casement Window

AWNING & CASEMENT WINDOW HARDWARE

CODE	DESCRIPTION	U.O.M.	BOX QTY.	GROUP ID	
1080**	Whitco Mk8 Non-Locking Chainwinder - Standard <i>**Specify finish: Black - BL, White - WH, Primose - PR.</i> 	Each	10	16137	
1082	Whitco Mk8 Non-Locking Chainwinder - Black Non Corrosive	Each	10	16137	
1090	Whitco Mk8 Locking Chainwinder - K/N 32381 - Standard <i>**Specify finish: Black-BL, White Birch - WB, White - WH, Primose - PR, Silver - SCA.</i> 	Each	10	16137	
1092	Locking Chainwinder - Black K/N 32381 - Non-corrosive	Each	NA	16137	
1098-SQ	Chain Length Restriction Plug - Works with 1080, 1082, 1090, 1092	Each	10	16137	
1099	Chainwinder Bracket - Black Height = 20mm	Each	20	16137	
1240	Awning Handle - Wedgeless Right Hand - Black Non-Locking	Each	10	16149	 <i>Right Hand Non-Locking shown</i>
1241	Awning Handle - Wedgeless Left Hand - Black Non-Locking	Each	10	16149	
1242	Awning Handle - Wedgeless Right Hand - Black Locking	Each	10	16149	
1243	Awning Handle - Wedgeless Left Hand - Black Locking	Each	10	16149	
1244	High Performance Cam Handle Lock - To Suit TJ741 - Right Hand - Black Non-Locking	Each	10	16145	
1245	High Performance Cam Handle Lock - To Suit TJ741 - Left Hand - Black Non-Locking	Each	10	16145	
1246	High Performance Cam Handle Lock - To Suit TJ741 - Right Hand - Black Locking	Each	10	16145	
1247	High Performance Cam Handle Lock - To Suit TJ741 - Left Hand - Black Locking	Each	10	16145	

 Please check with your local branch for stock availability.

AWNING & CASEMENT WINDOW HARDWARE

CODE	DESCRIPTION	U.O.M.	BOX QTY.	GROUP ID
1281	263mm Heavy Duty Stainless Steel Stay Awning - Weight = 50kg / Height = 762mm Casement - Weight 34.4kg / Width = 660mm Stack Height = 16mm	Pair	25pr	16141
1282	414mm Heavy Duty Stainless Steel Stay Max Awning - Weight = 63kg / Height = 1120mm LW - Weight 37kg / Width = 800mm Stack Height = 16mm	Pair	25pr	16141
1283	567mm Heavy Duty Stainless Steel Stay Max Awning - Weight = 74kg / Height = 1321mm LW - Weight 42kg / Width = 800mm Stack Height = 16mm	Pair	25pr	16141
1213	683mm Heavy Duty Stainless Steel Stay Max Awning - Weight = 90kg / Height = 1800mm Stack Height = 16mm	Pair	25pr	16141
1284	724mm Heavy Duty Stainless Steel Stay Awning - Weight = 130kg / Height = 2000mm Stack Height = 16mm	Pair	25pr	16141












* Non-ROTO Stay Options




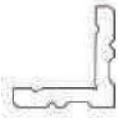


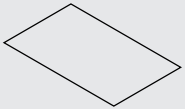






1285	Stainless Steel Restrictor Stay - Heavy Duty	Pair	25pr	16141
------	--	------	------	-------



AWNING & CASEMENT WINDOW HARDWARE

CODE	DESCRIPTION	U.O.M.	BOX QTY.	GROUP ID	
1450	Glazing Tape - D/Sided Black PVC 1.6mm x 12mm - 45.7m Roll	Roll	20	16165	
1451	Glazing Tape - D/Sided Black PVC 3.2mm x 12mm - 25m Roll	Roll	20	16165	
1600	Bulb Seal PVC - 250m Roll	Roll	1	16169	
1601	Bulb Seal Co-Extruded - 100m Roll	Roll	N/A	16169	
2641	Qlon - Push in - 500m Roll Suits CG702 & CG704	Roll	N/A	16169	
1615	Glazing Wedge PVC - 200m Roll	Roll	1	16169	
1620	Glazing Wedge PVC - 200m Roll	Roll	1	16169	
1623	Glazing Wedge - 100m Roll	Roll	1	14510	
1630	Glazing Wedge PVC - 200m Roll	Roll	1	16169	
1931	Glazing Wedge - 100m Roll	Roll	1	17320	
1933	Glazing Wedge - 150m Roll	Roll	1	17320	
1912	Setting Block 10mm - Bag of 500	Bag	N/A	16157	

AWNING & CASEMENT WINDOW HARDWARE

	CODE	DESCRIPTION	U.O.M.	BOX QTY.	GROUP ID
	1864	50 Sash Corner Plate Fits with CG701/702/704	Bag	100	16153
	5002	Corner Stake Fits with CG701/702/704	Each	100	14510
	5021	Awning Hook End Cap - Bag of 20 Pairs Fits with CGM002	Bag	N/A	N/A
	1495	Foam Plug To Suit Double Glazed Framing (9 Per Sheet)	Roll	1	16177
	1441	Mainframe Gasket to Suit 150mm Framing	Roll	1	16177
	1442	Mainframe Gasket to Suit 100mm Framing	Roll	1	16177
	2680	Flyscreen Corner Stake to Suit HFF180 (Plastic)	Each	500	6152
	1850	Fly Screen Springs	Each	100	6155
	2850	Plunger Pins - Metal *Hole Size 5mm	Bag	100	6155
	1660	V Seal (Mullion Rubber) - 500m Roll	Roll	1	16169
	1710	Weatherstrip 48-425 Black - 550m Roll	Roll	1	16173
	1938	Universal Subsill End Cap Bag of 50 Pairs (Left & Right)	Bag	N/A	14510

 Key hardware.

AWNING & CASEMENT WINDOW HARDWARE

CODE	DESCRIPTION	U.O.M.	BOX QTY.	GROUP ID	
5003	Roto Corner Drive Kit (includes 2 x Strikers)	Each	N/A	14510	 
5004	Roto Strike Kit (includes 2 x Insertable Mushroom Cam 9.8mm, 2 x Strikers)	Set	N/A	14510	 
5005	Roto Awning Kit* For Heights 501 - 700mm	Set	N/A	14510	 
5006	Roto Awning Kit* For Heights 701 - 1200mm	Set	N/A	14510	<p>* includes Set of S/S Friction Stays, Set of Restrictors 10" Outward Open 16mm T Connector</p>
5007	Roto Awning Kit* For Heights 1201 - 1500mm	Set	N/A	14510	
5008	Roto Awning Kit* For Heights 1501 - 2400mm	Set	N/A	14510	
5009	Roto Casement Kit** For Widths 380 - 550mm - Up 45kg	Set	N/A	14510	 
5010	Roto Casement Kit** For Widths 551 - 700mm - Up 45kg	Set	N/A	14510	<p>** includes Set of S/S Friction Stays, Set of Restrictors 10" Outward Open 16mm, Fork for Geared Handle</p>
5011-BLK	Roto Handle w/o Fork - Black	Each	N/A	14510	 
5011-SLV	Roto Handle w/o Fork - Silver	Each	N/A	14510	
5011-WH	Roto Handle w/o Fork - White	Each	N/A	14510	



SLIDING WINDOW SYSTEM

SLIDING WINDOW		
GLASS THICKNESS	CHANNEL RUBBER REQUIRED	POCKET SIZE
24mm	1652	33mm
28mm	1653	
30mm	1654	



1652




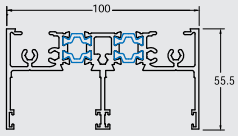

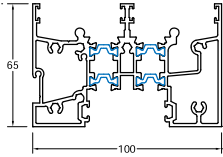

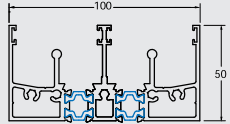
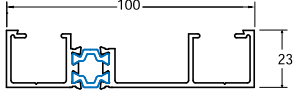

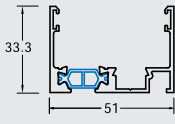

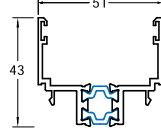

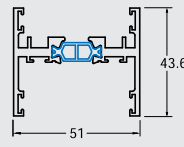


1653



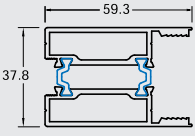
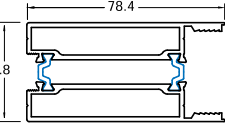
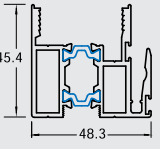

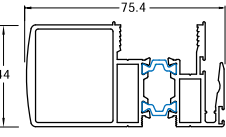

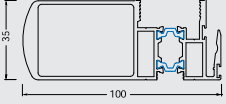

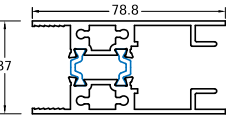
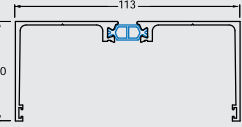

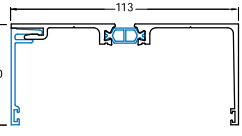



1654



SLIDING WINDOW SYSTEM


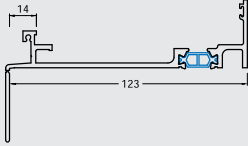
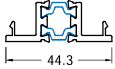
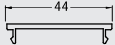
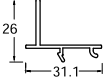
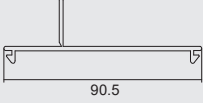
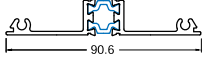


CODE	DESCRIPTION	LGTH.	FINISH	GROUP ID	
CGSD401	100mm Head  1721	6.5m	M/F	14020	
CGSD403	Self-draining Transom Sill  1721, 1926	6.5m	M/F	14020	
CGSD402	100mm Sill  1721	6.5m	M/F	14020	
CGSD100	100mm Jamb	6.5m	M/F	14020	
CGSD111	Jamb Receiver Channel  1698, 1721	6.5m	M/F	14020	
CGSD113	Clip-in Jamb Receiver Channel  1721	6.5m	M/F	14020	
CGSD109	Meeting Receiver Channel  1721, 2610	6.5m	M/F	14020	
SD128	Track Filler Fits with CGSD111/113/401/402/403  1598	6.5m	M/F CL/ANOD	10401 10402	
SD603	Tread Track Filler Fits with CGSD111/113/401/402/403  1598	6.5m	M/F CL/ANOD	10401 10402	

SLIDING WINDOW SYSTEM

	CODE	DESCRIPTION	LGTH.	FINISH	GROUP ID
	CGSD123	Stile	6.5m	M/F	14010
	CGSD124	Wide Stile	6.5m	M/F	14020
	CGSD125	Standard Interlock  1721, 1672, 4006	6.5m	M/F	14020
	CGSD151	Medium Box Interlock  1721, 1672, 1678, 4006	6.5m	M/F	14020
	CGSD152	Heavy-duty Box Interlock  1721, 1672, 1679, 4006	6.5m	M/F	14020
	CGSD127	Rail	6.5m	M/F	14020
	DTB101	100mm Subhead  1601, 1710	6.5m	M/F	14110
	DTB103	100mm Subhead/Jamb  1601	6.5m	M/F	14110
	TJ6159	Subhead/Jamb Cover Fits with DTB103/153  1601	6.5m	M/F CL/ANOD	10002

 Key hardware.

SLIDING WINDOW SYSTEM

CODE	DESCRIPTION	LGTH.	FINISH	GROUP ID	
DTB102	100mm Subsill  1601, 1926	6.5m	M/F	14110	
CGDG106	Mainframe Pocket Filler Fits with CGDG101/135, CGFG301	6.5m	M/F	14120	
CGM106	Mainframe Pocket Filler - Non-thermal Fits with CGDG101/135, CGFG301	6.5m	M/F CL/ANOD	14120	
CGSD342	Reveal Adaptor Fits with CGSD100/401	6.5m	M/F	14020	
TJ342	Reveal Adaptor (if using mainframe as jambs) Fits with CGDG101/135, CGFG301	6.5m	M/F	8301	
CGDG118	Flush Adaptor Fits with CGDG101	6.5m	M/F	14120	
TJ305	100mm Flush Adaptor - Non-thermal Fits with CGDG101/135, CGFG301, CGSD100/401	6.5m	M/F CL/ANOD BZ/ANOD	8301 8302 8301	
TJ385	100mm Back To Back Adaptor Fits with CGDG101/135, CGFG301, CGSD100/401	6.5m	M/F	8301	





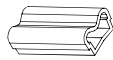



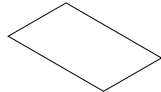

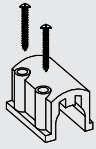
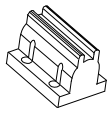

 Key hardware.

SLIDING WINDOW HARDWARE



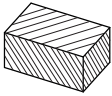
	CODE	DESCRIPTION	U.O.M.	BOX QTY.	GROUP ID
 	1652	24mm Channel for 33mm Pocket - 40m Roll	Roll	N/A	14510
 	1653	28mm Channel for 33mm Pocket - 40m Roll	Roll	N/A	14510
 	1654	30mm Channel for 33mm Pocket - 40m Roll	Roll	N/A	14510
	1926	Sill Flap/Insert PVC - 200m Roll	Roll	N/A	16169
	1672	Interlock Cushion - 100m Roll Suits CGSD125/151/152	Roll	N/A	16169
	1601	Bulb Seal Co-Extruded	Roll	N/A	16169
 	1721	Weatherstrip 69-525 Black with Fin - 400m Roll	Roll	5	16173
	2610	Fringe Pile 16mm x 500m Roll Black	Roll	N/A	6146
	1710	Weatherstrip 48-425 Black - 625m Roll	Roll	N/A	16173
	1990	Sill Plug - Black Bag of 80 (60 plugs & 20 slotted)	Bag	N/A	16109
 	1698	Thermal Cover Strip - 300m Roll	Roll	N/A	16169
	1834	Hole Plug 10mm Bag of 200	Bag	N/A	16109
 	4005	Sliding Panel Block (Top & Bottom) Bag of 10 pairs	Bag	N/A	14510

ClimateGuard™ • Sliding Window System

SLIDING WINDOW HARDWARE

CODE	DESCRIPTION	U.O.M.	BOX QTY.	GROUP ID	
4006	Fixed Panel Block <i>(Top & Bottom)</i> Bag of 10 pairs	Bag	N/A	14510	 
1678	Rubber Interlock Block Suits CGSD151	Each	N/A	16149	
1679	Rubber Interlock Block Suits CGSD152	Each	N/A	16149	
1673	Buffer Stop PVC - 90mm	Each	N/A	16169	
1673-150	Buffer Stop PVC - 150mm	Each	N/A	16169	
1058	Window Stopper - Matt Black	Each	N/A	16121	
1598	End Cap Threshold Suits SD603 - Bag of 10 pairs	Bag	N/A	16109	
1442	100mm Framing Gaskets - Roll of 820pcs	Roll	N/A	16177	 
1963	Universal Sliding Window Stop - Bag of 20 Fits with 1964	Bag	N/A	17320	
1964	Universal Sliding Window Stop Packer - Bag of 20 Fits with 1963	Bag	N/A	17320	
1965	Adjustable Anti-lift Block	Pair	N/A	17320	

SLIDING WINDOW HARDWARE

	CODE	DESCRIPTION	U.O.M.	BOX QTY.	GROUP ID
	1850	Fly Screen Springs	Each	100	6155
	2680	Corner Stake to Suit HFF180 (Plastic)	Each	500	14510
	1495	Foam Plug To Suit Double Glazed Framing (9 Per Sheet)	Roll	1	16177
	1912	Setting Block / Fixed Panel Spacing Block 10mm - Bag of 500	Bag	N/A	16157
	1938	Universal Subsill End Cap - Bag of 25 pairs	Bag	N/A	14510



ANTHONY INNOVATIONS SLIDING WINDOW HARDWARE

	CODE	DESCRIPTION	U.O.M.	BOX QTY.	GROUP ID
	1804	Sliding Window Roller - 40kg	Each	100	16109
	1800	Anthony Innovations 9017NA Roller for Single Wheel Sliding Window - 40kg	Each	100	16149
	1801	Anthony Innovations 9017DNA Roller for Dual Wheel Sliding Window - 80kg	Each	100	16149
	1802	Anthony Innovations TraXtar Duo, High Performance - 110kg	Each	50	16149
	1808	Anthony Innovations Quad Roller - 150kg	Each	20	16149
	1803	Fixed Panel Adjustment Block	Each	100	16149

SLIDING WINDOW HARDWARE



LOCKWOOD SLIDING WINDOW HARDWARE

CODE	DESCRIPTION	U.O.M.	BOX QTY.	GROUP ID
1271	Sliding Window Lock - Black  1273,1276	Each	100	16109
1274	Slimline Window Lock - Black	Each	20	16109
1252-**	ONYX Lock - D Inner/Slim Outer, 5 Pin Cyl - K/D, Surface Strike <i>**Specify finish: Black-BL, Silver-SCA</i>	Each	10	16149
1352-**	ONYX Lock - D Inner/Slim Outer, 5 Pin Cyl - K/N J031, Surface Strike <i>**Specify finish: Black-BL, Silver-SCA</i>	Each	10	16149
1253	ONYX Lock-D Inner/Slim Outer, 5 Pin Cyl - K/D, Surface Strike Satin Chrome	Each	10	16149
1254-**	ONYX Lock - Slim Inner/Slim Outer, 5 Pin Cyl - K/D, Surface Strike <i>**Specify finish: Black-BL, Silver-SCA</i>	Each	10	16149
1354-**	ONYX Lock - Slim Inner/Slim Outer, 5 Pin Cyl - K/N J031, Surface Strike <i>**Specify finish: Black-BL, Silver-SCA</i>	Each	10	16149
1255	ONYX Lock - Slim Inner/Slim Outer, 5 Pin Cyl - K/D, Surface Strike Satin Chrome	Each	10	16149
1256	ONYX Extra Wide Strike - Black	Each	10	16149
1257	ONYX Extra Wide 25mm Strike - Satin Chrome	Each	10	16149
1260-BL	ONYX Lock Handle Packer - Black	Each	10	16149
1260-SCA	ONYX Lock Handle Packer - Silver	Each	10	16149
1261	ONYX Lock Handle Packer - Satin Chrome	Each	10	16149









 Key hardware.

SLIDING WINDOW HARDWARE



AUSTRAL YARRA LOCKS & CYLINDERS

	CODE	DESCRIPTION	U.O.M.	BOX QTY.	GROUP ID
	1358-BL	Yarra View Ridge Sliding Glass Window Deadlock - Black	Each	N/A	16149
	1258-**	Yarra View Edge Sliding Window Lock <i>(need cylinder 1268 or 1269 to go with lock)</i> <i>**Specify finish: Black-BL, Silver-SCA</i>	Each	5	16149
	1268	C4 5 Pin Cylinder Yarra View - K/Alike - Single Cylinder Only, Key No Is 249	Bag	10	16149
	1269	C4 5 Pin Cylinder Yarra View - K/Differ - Single Cylinder Only	Bag	10	16149
	1269-KAP	C4 5 Pin Cylinder Yarra View- K/Alike In Pairs for Double Cylinders Lock	Bag	5	16149
	1258-SCA-25	Yarra View Edge Sliding Window Lock with 25mm Striker Plate	Each	N/A	16149
	1258-BLK-25	Yarra View Edge Sliding Window Lock with 25mm Striker Plate	Each	N/A	16149






 Please check with your local branch for stock availability.

ClimateGuard™ • Sliding Window System

SLIDING WINDOW HARDWARE






ALLEGION VERTA RANGE

CODE	DESCRIPTION	U.O.M.	BOX QTY.	GROUP ID	
1012	Verta Offset Pull Handle <i>**Specify finish: Black-BL, Stainless Steel-SS.</i>	Each Set	N/A	16129	 NEW
1013	Verta 800mm Inline Pull Handle <i>**Specify finish: Black-BL, Stainless Steel-SS.</i>	Each Set	N/A	16129	 NEW
1014	Verta Euro Cylinder Escutcheon <i>**Specify finish: Black-BL, Stainless Steel-SS.</i>	Each	N/A	16129	 NEW
1113	Sliding Mortice Lock 28.5mm Backset - No Cylinder. Suits 1145 - 1149 Cylinders	Each	N/A	16129	 TO BE DISCONTINUED
1114	Sliding Mortice Lock 40mm Backset - No Cylinder Suits 1145 - 1149 Cylinders	Each	N/A	16129	
1015	Verta Flush Pull <i>**Specify finish: Black-BL, Stainless Steel-SS.</i>	Each	N/A	16129	 NEW



LOCKWOOD

CODE	DESCRIPTION	U.O.M.	BOX QTY.	GROUP ID	
1145	Euro Cylinder - 5 Pin/60mm Keyed to Differ Suits 1113/1114/1167 Lock	Each	10	16129	
1146	Economy Euro Cylinder - 5 Pin/60mm Keyed Alike Suits 1113/1114/1167 Lock	Each	10	16129	
1149	Euro Cylinder - 5 Pin/Turn Keyed Alike Suits 1113/1114/1167 Lock	Each	10	16129	
1167	Optimum One Point Sliding Door Lock Body - 40mm Backset	Set	N/A	16129	 1167
1168	Striker Plate - Adjustable	Each	N/A	16149	

SLIDING WINDOW HARDWARE

	CODE	DESCRIPTION	U.O.M.	BOX QTY.	GROUP ID
	1900-M	Frame Packers - 1.5mm X 90mm Blue 100/Bag	Bag	N/A	16157
	1901-M	Frame Packers - 3mm X 90mm Green 100/Bag	Bag	N/A	16157
	1902-M	Frame Packers - 5mm X 90mm Ochre 100/Bag	Bag	N/A	16157
	1903-M	Frame Packers - 10mm X 90mm Black 100/Bag	Bag	N/A	16157
	1906	Aluminium Frame Packers 1mm 100/Bag	Bag	N/A	6149
	1907	Aluminium Frame Packers 2mm 100/Bag	Bag	N/A	6149
	1908	Aluminium Frame Packers 5mm 100/Bag	Bag	N/A	6149
	1909	Aluminium Frame Packers 10mm 100/Bag	Bag	N/A	6149
	1910	Setting Blocks 3mm Thick - Bag of 1,000	Bag	N/A	16157
	1911	Setting Blocks 5mm Thick - Bag of 1,000	Bag	N/A	16157
	1912	Setting Blocks 10mm Thick - Bag of 500	Bag	N/A	16157
	1977	Setting Blocks 5mm X 25mm - 3m Self Adhesive	Bag	N/A	17320
	1978	Setting Blocks 10mm X 25mm - 3m Self Adhesive	Bag	N/A	17320
	1979	Setting Blocks 3mm X 10mm X 25mm - 3m Double Sided Tape	Bag	N/A	17320
	1930	End Cap To Suit Subsills - Bag of 50 Pairs (L&R)	Bag	N/A	16157
	1960	Lanotec General Purpose Liquid Lanolin 400g	Tube	12	16181
	1961	Lanotec "Citra Force" Cleaner Degreaser 400g	Tube	12	16181
	DTL2000	101.6mm Apartment Window Press Suits SD105/106/109/137/139/141	Each	N/A	16149

ClimateGuard™ • Sliding Window System



Tested to Australian Standards

Under the Building Code of Australia, we are required to produce windows and doors that meet mandatory minimum specifications under Australian Standard (AS) 2047 - including AS1288.



Simulation of High Winds & Driving Rains

AS4420.2 Deflection Test - positive & negative wind pressures are applied to the face of the window to test the maximum deflection under wind load.

AS4420.5 Water Penetration Resistance Test - to verify that no uncontrolled water leaks through the window into the building.



Operating Force Requirement

AS4420.3 Operating Force Test - to verify that an opening sash is capable of opening and closing without undue effort.



Air Filtration Pressure

AS4220.4 Air In Filtration Test - the air leakage of a window is tested to ensure energy and acoustic efficiency.



Ultimate Strength Test

AS4420.6 Ultimate Strength Test - negative & positive wind pressures are applied to the window to at least 1.5 times the design wind pressure to ensure it.

AUSTRALIAN STANDARDS

The CityView™, KlassicView™ & ClimateGuard™ range of window and door systems have been designed and engineered in Australia to suit Australian climatic conditions. These systems have been tested and exceed Australian Standard AS2047.



klassicview.com.au



darleycityview.com.au



climateguard.com.au



ARCHITECTURAL SLIDING DOOR SYSTEM

ARCHITECTURAL SLIDING DOOR		
GLASS THICKNESS	CHANNEL RUBBER REQUIRED	POCKET SIZE
24mm	1652	33mm
28mm	1653	
30mm	1654	



1652



1653



1654



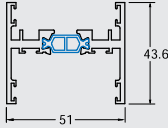
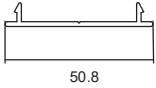
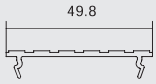
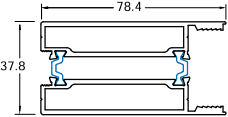
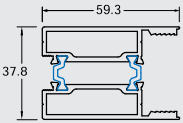
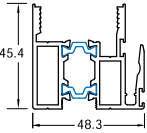
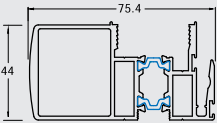
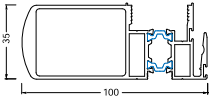
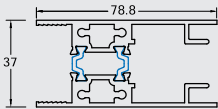
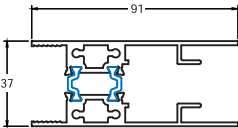
ARCHITECTURAL SLIDING DOOR SYSTEM

CODE	DESCRIPTION	LGTH.	FINISH	GROUP ID	
CGSD401	100mm Head Key 1721	6.5m	M/F	14020	
CGSD402	100mm Sill Key 1721	6.5m	M/F	14020	
CGSD403	100mm Self-draining Sill Key 1721, 1926	6.5m	M/F	14010	
SD408	100mm Flush Sill. Fits with CGSD169 Key 1721, 1926, FB1225-H	6.5m	M/F	10401 10402	
CGSD100	100mm Door Jamb	6.5m	M/F	14020	
CGSD601	150mm Head Key 1721	6.5m	M/F	14020	
CGSD605	150mm Sill Key 1721	6.5m	M/F	14020	
SD608	150mm Flush Sill. Fits with CGSD169 Key 1721, 1926, FB1225-H	6.5m	M/F	10401 10402	
FB1225-H	Sill Support with Drainage Holes Fits with SD408/608	4.0m	M/F CL/ANOD	10802	
CGSD150	150mm Jamb	6.5m	M/F	14020	
CGSD111	Jamb Receiver Channel Key 1698, 1721	6.5m	M/F	14020	
CGSD113	Clip-in Jamb Receiver Channel Key 1721	6.5m	M/F	14020	

Key hardware.

Wheelchair access friendly

ARCHITECTURAL SLIDING DOOR SYSTEM

	CODE	DESCRIPTION	LGTH.	FINISH	GROUP ID
	CGSD109	Meeting Receiver Channel Key hardware: 1721, 2610	6.5m	M/F	14020
	SD128	Head/Jamb Filler Fits CGSD111/113/401/601	6.5m	M/F CL/ANOD	10401 10402
	SD603	Threshold Filler Fits CGSD111/113/401/402/403/601/605	6.5m	M/F CL/ANOD	10401 10402
	CGSD124	Standard Door Stile	6.5m	M/F	14020
	CGSD123	Slim Stile	6.5m	M/F	14010
	CGSD125	Standard Interlock Key hardware: 1672, 1721, 4006	6.5m	M/F	14020
	CGSD151	Medium Box Interlock Key hardware: 1672, 1678, 1721, 4006	6.5m	M/F	14020
	CGSD152	Heavy-duty Box Interlock Key hardware: 1672, 1679, 1721, 4006	6.5m	M/F	14020
	CGSD127	Rail	6.5m	M/F	14020
	CGSD169	Tall Rail Suits SD408/608	6.5m	M/F	14020


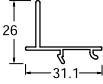
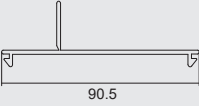
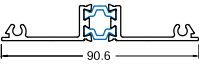

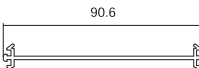

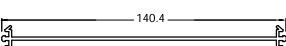
 Key hardware.

ARCHITECTURAL SLIDING DOOR SYSTEM

CODE	DESCRIPTION	LGTH.	FINISH	GROUP ID	
DTB101	100mm Subhead Key 1601, 1710	6.5m	M/F	14110	
DTB103	100mm Subhead/Jamb Key 1601	6.5m	M/F	14110	
TJ6159	150mm Subhead/Jamb Cover Fits with DTB103/153 Key 1601	6.5m	M/F CL/ANOD	10002	
DTB102	100mm Subsill Key 1601, 1926	6.5m	M/F	14110	
TJ400	100mm Drain Sump Key 1601, 1912, TJ404L, TJ404R	6.5m	M/F	10001 10002	
DTB151	150mm Subhead Key 1601, 1710	6.5m	M/F	14110	
DTB153	150mm Subhead/Jamb Key 1601	6.5m	M/F	14110	
DTB152	150mm Subsill Key 1601, 1926	6.5m	M/F	14110	
TJ600	150mm Drain Sump Key 1601, 1912, TJ604L, TJ604R	6.5m	M/F CL/ANOD	10401 10402	
CGDG106	Mainframe Pocket Filler Fits with CGDG101/135/661, CGFG301/860	6.5m	M/F	14120	

Key hardware.

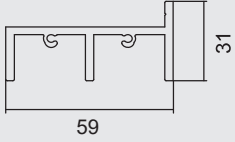

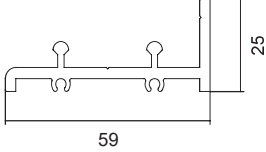
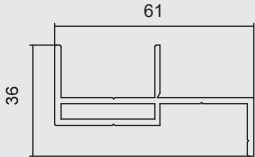

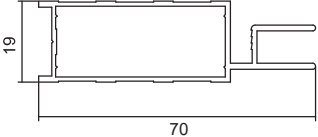

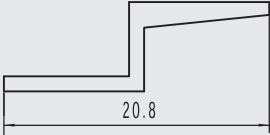

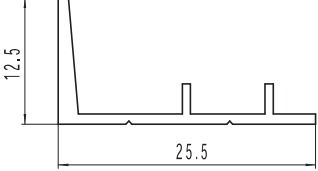
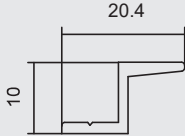
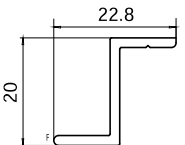
ARCHITECTURAL SLIDING DOOR SYSTEM

	CODE	DESCRIPTION	LGTH.	FINISH	GROUP ID
	CGM106	Mainframe Pocket Filler - Non-thermal Fits with CGDG101/135/661, CGFG301/860	6.5m	M/F CL/ANOD	14120
	CGSD342	Reveal Adaptor Fits with CGSD100/150/401/601	6.5m	M/F	14020
	TJ342	Reveal Adaptor (if using mainframe as jambs) Fits with CGDG101/135, CGFG301	6.5m	M/F	8301
	CGDG118	100mm Flush Adaptor Fits CGDG101	6.5m	M/F	14020
	TJ305	100mm Flush Adaptor - Non-thermal Fits with CGDG101/135, CGFG301	6.5m	M/F CL/ANOD BZ/ANOD	8301 8302 8301
	TJ385	100mm Back To Back Adaptor Fits with CGDG101/135, CGFG301	6.5m	M/F	8301
	CGM684	150mm Flat Filler Fits with CGDG661, CGFG860	6.5m	M/F	14015
	CGM685	150mm Back to Back Adaptor Fits with CGDG661, CGFG860	6.5m	CL/ANOD	14015



Key hardware.

ARCHITECTURAL SLIDING DOOR SYSTEM


CODE	DESCRIPTION	LGTH.	FINISH	GROUP ID	
SD621	Double Fly Door Head	6.5m	M/F CL/ANOD	10401 10402	
SD622	Double Fly Door Sill 	6.5m	M/F CL/ANOD	10401 10402	
SD625	Double Fly Door Jamb	6.5m	M/F CL/ANOD	10401 10402	
DF001	Standard Security Door Frame  2650, 2651	6.5m	M/F CL/ANOD	2106 2106	
DI3224	7mm Offset Interlock 	4.3m FOR NSW ONLY 4.8m	M/F CL/ANOD	2146 2146	
DI3225	Frame Interlock 	4.3m FOR NSW ONLY 4.8m	M/F CL/ANOD	2146 2146	
SD626	10mm Interlock	6.5m	M/F CL/ANOD BZ/ANOD	10401 10402 10401	
SD620	20mm Interlock Suits Screen in CGSD605	6.5m	M/F CL/ANOD	10401 10402	

 Key hardware.

 Technical guidance recommended.





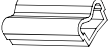
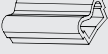


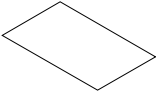

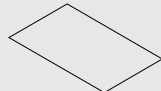


 Please check with your local branch for stock availability.

ARCHITECTURAL SLIDING DOOR HARDWARE

	CODE	DESCRIPTION	U.O.M.	BOX QTY.	GROUP ID
 	1652	24mm Channel for 33mm Pocket - 40m Roll	Roll	N/A	14510
 	1653	28mm Channel for 33mm Pocket - 40m Roll	Roll	N/A	14510
 	1654	30mm Channel for 33mm Pocket - 40m Roll	Roll	N/A	14510
	1926	Sill Flap/Insert PVC - 200m Roll	Roll	N/A	16169
	1672	Interlock Cushion - 100m Roll Suits CGSD125/151/152	Roll	N/A	16169
	1601	Bulb Seal Co-Extruded	Roll	N/A	16169
 	1721	Weatherstrip 69-525 Black with Fin - 400m Roll	Roll	5	16173
	2610	Fringe Pile 16mm x 500m Roll Black	Roll	N/A	6146
	1710	Weatherstrip 48-425 Black - 625m Roll	Roll	N/A	16173
	1990	Sill Plug - Black Bag of 80 (60 plugs & 20 slotted)	Bag	N/A	16109
 	1698	Thermal Cover Strip - 300m Roll	Roll	N/A	16169
	1834	Hole Plug 10mm Bag of 200	Bag	N/A	16109
 	4005	Sliding Panel Block (Top & Bottom) Bag of 10 pairs	Bag	N/A	14510

ClimateGuard™ • Arch. Sliding Door Sys.

ARCHITECTURAL SLIDING DOOR HARDWARE

CODE	DESCRIPTION	U.O.M.	BOX QTY.	GROUP ID	
4006	Fixed Panel Block (Top & Bottom) Bag of 10 pairs	Bag	N/A	14510	 
1678	Rubber Interlock Block Suits CGSD151	Each	N/A	16149	
1679	Rubber Interlock Block Suits CGSD152	Each	N/A	16149	
1673	Buffer Stop PVC - 90mm	Each	N/A	16169	
1673-150	Buffer Stop PVC - 150mm	Each	N/A	16169	
1058	Door Stopper - Matt Black	Each	N/A	16121	
1598	End Cap Threshold Suits SD603 - Bag of 10 pairs	Bag	N/A	16109	
1442	100mm Framing Gaskets - Roll of 820pcs	Roll	N/A	16177	 
1441	150mm Framing Gaskets - Roll of 820pcs	Roll	N/A	16177	 
1965	Adjustable Anti-lift Block	Pair	N/A	17320	

ARCHITECTURAL SLIDING DOOR HARDWARE

	CODE	DESCRIPTION	U.O.M.	BOX QTY.	GROUP ID
	1495	Foam Plug To Suit Double Glazed Framing (9 Per Sheet)	Roll	1	16177
	1912	Setting Block / Fixed Panel Spacing Block 10mm - Bag of 500	Bag	N/A	16157
	1938	Universal Subsill End Cap - Bag of 25 pairs	Bag	N/A	14510
	TJ404L	Sump Sill End Cap. Fits with TJ400 Finish - M/F, CL/ANOD	Each	N/A	16157
	TJ404R	Sump Sill End Cap. Fits with TJ400 Finish - M/F, CL/ANOD	Each	N/A	16157
	TJ604L	Sump Sill End Cap. Fits with TJ600 Finish - M/F, CL/ANOD	Each	N/A	16157
	TJ604R	Sump Sill End Cap. Fits with TJ600 Finish - M/F, CL/ANOD	Each	N/A	16157



ANTHONY INNOVATIONS ARCHITECTURAL SLIDING DOOR HARDWARE

	CODE	DESCRIPTION	U.O.M.	BOX QTY.	GROUP ID
	1804	Sliding Door Roller - 40kg	Each	100	16109
	1800	Anthony Innovations 9017NA Roller for Single Wheel Sliding Door - 40kg	Each	100	16149
	1801	Anthony Innovations 9017DNA Roller for Dual Wheel Sliding Door - 80kg	Each	100	16149
	1802	Anthony Innovations TraXtar Duo, High Performance - 110kg	Each	50	16149
	1808	Anthony Innovations Quad Roller - 150kg	Each	20	16149
	1803	Fixed Panel Adjustment Block	Each	100	16149

ARCHITECTURAL SLIDING DOOR HARDWARE



LOCKWOOD ARCHITECTURAL SLIDING DOOR HARDWARE

CODE	DESCRIPTION	U.O.M.	BOX QTY.	GROUP ID
1252-**	ONYX Lock - D Inner/Slim Outer, 5 Pin Cyl - K/D, Surface Strike <i>**Specify finish: Black-BL, Silver-SCA</i>	Each	10	16149
1352-**	ONYX Lock - D Inner/Slim Outer, 5 Pin Cyl - K/N J031, Surface Strike <i>**Specify finish: Black-BL, Silver-SCA</i>	Each	10	16149
1253	ONYX Lock-D Inner/Slim Outer, 5 Pin Cyl - K/D, Surface Strike Satin Chrome	Each	10	16149
1254-**	ONYX Lock - Slim Inner/Slim Outer, 5 Pin Cyl - K/D, Surface Strike <i>**Specify finish: Black-BL, Silver-SCA</i>	Each	10	16149
1354-**	ONYX Lock - Slim Inner/Slim Outer, 5 Pin Cyl - K/N J031, Surface Strike <i>**Specify finish: Black-BL, Silver-SCA</i>	Each	10	16149
1255	ONYX Lock - Slim Inner/Slim Outer, 5 Pin Cyl - K/D, Surface Strike Satin Chrome	Each	10	16149
1256	ONYX Extra Wide Strike - Black	Each	10	16149
1257	ONYX Extra Wide 25mm Strike - Satin Chrome	Each	10	16149
1260-BL	ONYX Lock Handle Packer - Black	Each	10	16149
1260-SCA	ONYX Lock Handle Packer - Silver	Each	10	16149
1261	ONYX Lock Handle Packer - Satin Chrome	Each	10	16149








 Key hardware.

ARCHITECTURAL SLIDING DOOR HARDWARE



AUSTRAL YARRA LOCKS & CYLINDERS

	CODE	DESCRIPTION	U.O.M.	BOX QTY.	GROUP ID
	1358-BL	Yarra View Ridge Sliding Glass Window Deadlock - Black	Each	N/A	16149
	1258-**	Yarra View Edge Sliding Window Lock <i>(need cylinder 1268 or 1269 to go with lock)</i> <i>**Specify finish: Black-BL, Silver-SCA</i>	Each	5	16149
	1268	C4 5 Pin Cylinder Yarra View - K/Alike - Single Cylinder Only, Key No Is 249	Bag	10	16149
	1269	C4 5 Pin Cylinder Yarra View - K/Differ - Single Cylinder Only	Bag	10	16149
	1269-KAP	C4 5 Pin Cylinder Yarra View- K/Alike In Pairs for Double Cylinders Lock	Bag	5	16149
	1258-SCA-25	Yarra View Edge Sliding Door Lock with 25mm Striker Plate	Each	N/A	16149
	1258-BLK-25	Yarra View Edge Sliding Door Lock with 25mm Striker Plate	Each	N/A	16149






 Please check with your local branch for stock availability.

ClimateGuard™ • Arch. Sliding Door Sys.

ARCHITECTURAL SLIDING DOOR HARDWARE



ALLEGION VERTA RANGE

CODE	DESCRIPTION	U.O.M.	BOX QTY.	GROUP ID	
1012	Verta Offset Pull Handle <i>**Specify finish: Black-BL, Stainless Steel-SS.</i>	Each Set	N/A	16129	 NEW
1013	Verta 800mm Inline Pull Handle <i>**Specify finish: Black-BL, Stainless Steel-SS.</i>	Each Set	N/A	16129	 NEW
1014	Verta Euro Cylinder Escutcheon <i>**Specify finish: Black-BL, Stainless Steel-SS.</i>	Each	N/A	16129	 NEW
1113	Sliding Mortice Lock 28.5mm Backset - No Cylinder. Suits 1145 - 1149 Cylinders	Each	N/A	16129	 TO BE DISCONTINUED
1114	Sliding Mortice Lock 40mm Backset - No Cylinder Suits 1145 - 1149 Cylinders	Each	N/A	16129	
1015	Verta Flush Pull <i>**Specify finish: Black-BL, Stainless Steel-SS.</i>	Each	N/A	16129	 NEW



LOCKWOOD

CODE	DESCRIPTION	U.O.M.	BOX QTY.	GROUP ID	
1145	Euro Cylinder - 5 Pin/60mm Keyed to Differ Suits 1113/1114/1167 Lock	Each	10	16129	
1146	Economy Euro Cylinder - 5 Pin/60mm Keyed Alike Suits 1113/1114/1167 Lock	Each	10	16129	
1149	Euro Cylinder - 5 Pin/Turn Keyed Alike Suits 1113/1114/1167 Lock	Each	10	16129	
1167	Optimum One Point Sliding Door Lock Body - 40mm Backset	Set	N/A	16129	 1167  1168
1168	Striker Plate - Adjustable	Each	N/A	16149	

ARCHITECTURAL SLIDING DOOR HARDWARE

	CODE	DESCRIPTION	U.O.M.	BOX QTY.	GROUP ID
	1900-M	Frame Packers - 1.5mm X 90mm Blue 100/Bag	Bag	N/A	16157
	1901-M	Frame Packers - 3mm X 90mm Green 100/Bag	Bag	N/A	16157
	1902-M	Frame Packers - 5mm X 90mm Ochre 100/Bag	Bag	N/A	16157
	1903-M	Frame Packers - 10mm X 90mm Black 100/Bag	Bag	N/A	16157
	1906	Aluminium Frame Packers 1mm 100/Bag	Bag	N/A	6149
	1907	Aluminium Frame Packers 2mm 100/Bag	Bag	N/A	6149
	1908	Aluminium Frame Packers 5mm 100/Bag	Bag	N/A	6149
	1909	Aluminium Frame Packers 10mm 100/Bag	Bag	N/A	6149
	1910	Setting Blocks 3mm Thick - Bag of 1,000	Bag	N/A	16157
	1911	Setting Blocks 5mm Thick - Bag of 1,000	Bag	N/A	16157
	1912	Setting Blocks 10mm Thick - Bag of 500	Bag	N/A	16157
	1977	Setting Blocks 5mm X 25mm - 3m Self Adhesive	Bag	N/A	17320
	1978	Setting Blocks 10mm X 25mm - 3m Self Adhesive	Bag	N/A	17320
	1979	Setting Blocks 3mm X 10mm X 25mm - 3m Double Sided Tape	Bag	N/A	17320
	1930	End Cap To Suit Subsills - Bag of 50 Pairs (L&R)	Bag	N/A	16157
	1960	Lanotec General Purpose Liquid Lanolin 400g	Tube	12	16181
	1961	Lanotec "Citra Force" Cleaner Degreaser 400g	Tube	12	16181
	DTL2000	101.6mm Apartment Window Press Suits SD105/106/109/137/139/141	Each	N/A	16149

ClimateGuard™ • Arch. Sliding Door Sys.

ARCHITECTURAL DOORS



SD408 Flush Architectural Sliding Door Sill

SD608 Flush Architectural Stacker Door Sill

CGSD169 Climateguard Flush Rail Tall

Flush sill – disability compliant and self-draining.

- No need for additional inserts
- Pre-slotted
- Slotted brace insert for heavy panels
- Improved sill aesthetics
- Additional seals for acoustics
- Disability compliant
- Self-draining sill for the Architectural (Apartment) door range, no sub sill required
- Tested to AS2047 without sub sill drainage



TJ400 100mm Flush Drain Sump

TJ600 150mm Flush Drain Sump

Suits any 65mm x 25mm S.S. Grate

- One piece sump
- Pre-slotted: no drilling or notching required
- Dedicated end caps available
- Suits all sliding 100/101.6mm & 150/152.4mm operable systems
- Tested to AS2047



50MM COMMERCIAL DOOR

50MM CLIMATEGUARD HINGE DOOR (WATER RATED)

GLASS THICKNESS	WEDGE REQUIRED	POCKET SIZE
24mm	1623 - 1623	40mm
28mm	1615 - 1623	
30mm	1615 - 1615 OR 1623 - 1684	
32mm	1620 - 1620 OR 1620 - 1651	
34mm	1625 - 1630 OR 1630 - 1651	
36mm	1630 - 1630	



1615



1620



1623



1625



1630




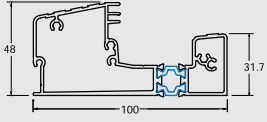

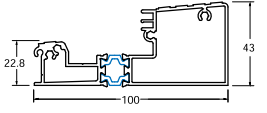

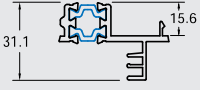



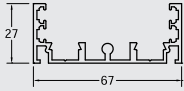

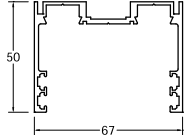
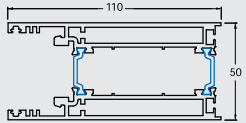
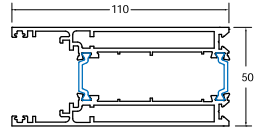
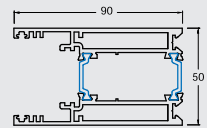

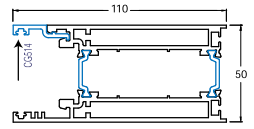

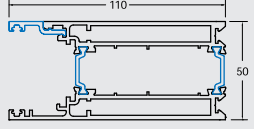
1651



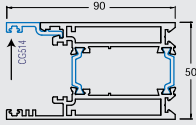
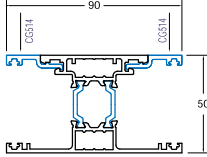

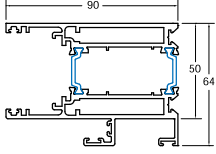
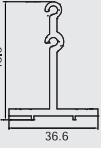
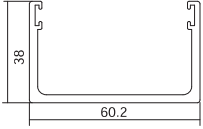
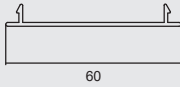
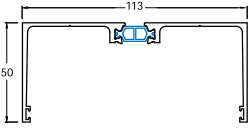
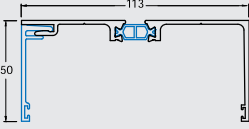

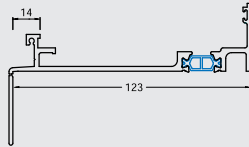
1684



50MM COMMERCIAL DOOR

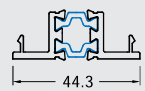
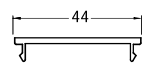

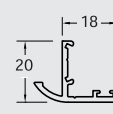

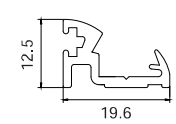

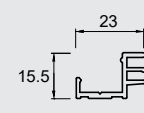
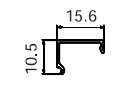
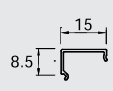
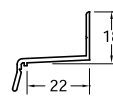
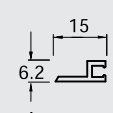
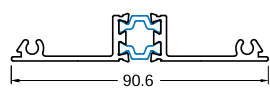
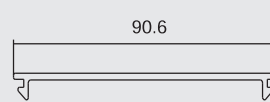
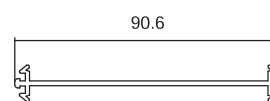
CODE	DESCRIPTION	LGTH.	FINISH	GROUP ID	
CG548	Hinge Door Inward Sill  1443, 1683, 1926	6.5m	M/F	14025	
CG549	Hinge Door Outward Sill  1444, 1683, 1926	6.5m	M/F	14120	
CGDG531	100mm Hinged Door Centre Clip-in Stop  1683	6.5m	M/F	14025	
CGFG331	100mm Front Door Stop  1683	6.5m	M/F	14115	
CGM011	50mm Sliding Sill  1698, 1721	6.5m	M/F	14015	
CGM012	50mm Sliding Jamb/Head  1698, 1721	6.5m	M/F	14015	
CG515	Large Lock Stile - with Pips	6.5m	M/F	14120	
CGBF545	Large Stile - Flush	6.5m	M/F	14025	
CGBF515	Small Stile - Flush	6.5m	M/F	14025	
CG513	Large Rail - with Pips  5001	6.5m	M/F	14120	
CGBF543	Large Rail - Flush  5001	6.5m	M/F	14025	

50MM COMMERCIAL DOOR








	CODE	DESCRIPTION	LGTH.	FINISH	GROUP ID
	CGBF513	Small Rail - Flush Key 5000	6.5m	M/F	14025
	CG090	Midrail	6.5m	M/F	14120
	CG514	Rail Bead Fits with CG090/513, CGBF513/543	6.5m	M/F	14120
	CGBF516	Sliding Interlock - Flush Key 1601, 1721	6.5m	M/F	14025
	TJ212	Mid Rail Bracket Fits with CG090	4.0m	M/F	9401
	TJ325	Plant-on Interlock Box Fits with CGBF516, TJ329	6.5m	M/F CL/ANOD BZ/ANOD	9601 9602 9601
	TJ329	Plant-on Interlock Base Fits with CGBF516, TJ325	6.5m	M/F CL/ANOD	9401 9402
	DTB101	100mm Subhead Key 1601, 1710	6.5m	M/F	14110
	DTB103	100mm Subhead/Jamb Key 1601	6.5m	M/F	14110
	TJ6159	Subhead/Jamb Cover Key 1601	6.5m	M/F CL/ANOD	10002
	DTB102	100mm Subsill Key 1601, 1926	6.5m	M/F	14110

ClimateGuard™ • 50mm Commercial Door

50MM COMMERCIAL DOOR





CODE	DESCRIPTION	LGTH.	FINISH	GROUP ID	
CGDG106	Mainframe Pocket Filler Fits with CGDG101/135, CGFG301	6.5m	M/F	14120	
CGM106	Mainframe Pocket Filler - Non-thermal Fits with CGDG101/135, CGFG301	6.5m	M/F CL/ANOD	14120	
TJ454	Universal Double Door Cover  1601, 1675	6.5m	M/F CL/ANOD	9702	
TJ773	Plant On Door Stop  1601, 1675	6.5m	M/F	9701	
CGM809	Plant On Door Stop Fits with JM2811 or 1688  1683	6.5m	M/F	14015	
JM2811	Cover To Suit Plant On Door Stop Suits JM2810 & CGM809	6.5m	M/F CL/ANOD	8502	
1688	PVC Cover for Plant On Door Stop Suits JM2810 & CGM809	3.25m	BL LG WH	16157	
KW069	Universal Head Flashing / Drip Mould	6.5m	M/F CL/ANOD	17301	
DB3222	Bug Strip 16mm	4.8m	M/F CL/ANOD	2151	
CGDG118	Flush Adaptor Fits with CGDG101	6.5m	M/F	14120	
TJ305	Flush Adaptor - Non-thermal Fits with CGDG101/135, CGFG301	6.5m	M/F CL/ANOD BZ/ANOD	8301 8302 8301	
TJ385	Back To Back Adaptor Fits with CGDG101/135, CGFG301	6.5m	M/F	8301	

50MM COMMERCIAL DOOR HARDWARE

	CODE	DESCRIPTION	U.O.M.	BOX QTY.	GROUP ID
	1001	Entrance Handle 300 x 32 Back to Back Straight SSS	Set	12	16113
	1002	Entrance Handle 300 x 32 Back to Back Offset SSS	Set	12	16113
	1003	Entrance Handle 300 x 32 Back to Back Curved SSS	Set	12	16113
	1004	Entrance Handle 178 x 19 Offset SSS	Each	50	16113
	1020**	Entrance Handle Elephant Ears 230mm Includes Bolts <i>**Specify finish: Black - BL, Bronze Anod - BA, Clear Anod - CA, Mill Finish - MF, Primrose - PR, White - WH.</i>	Pair	1	16113
	1056	Panic Bolt Visible Fix OffSet 300mm	Each	10	16121
	1057	Panic Bolt Visible Fix 300mm	Each	10	16121
	1059	Floor Mounted Door Stop - Satin Chrome	Each	50	16121

 Please check with your local branch for stock availability.

50MM COMMERCIAL DOOR HARDWARE

CODE	DESCRIPTION	U.O.M.	BOX QTY.	GROUP ID	
1030**	Hinge Wrap Around Type <i>**Specify finish: Black-BL, Clear Anod-CA.</i>	Each	6	16117	
1035	Heavy Duty Fast Fix Hinge	Each	N/A	16117	
1040	Hinge Fast Fix Stainless Steel ST3 For Aluminium to Aluminium	Each	100	16117	
1041	Hinge Fast Fix Stainless Steel ST9 For Timber Door to Aluminium	Each	100	16117	
1045	Hinge Fast Fix Aluminium ST3 CL/Anod Aluminium to Aluminium	Each	20	16117	

**TO BE
DISCONTINUED**

Brio *BRIO HINGES RANGE*

CODE	DESCRIPTION	U.O.M.	BOX QTY.	GROUP ID	
1046 - WH	Adjustable Hinge Set 50 Non-Morticed - White (powdercoat)	Set	N/A	16101	
1046 - SN	Adjustable Hinge Set 50 Non-Morticed - Satin Nickel	Set	N/A	16101	
1047 - SS	Adjustable Hinge Set 100 Non-Morticed - S/Steel	Set	N/A	16101	

**TO BE
DISCONTINUED**

**TO BE
DISCONTINUED**

**TO BE
DISCONTINUED**

 Please check with your local branch for stock availability.

50MM COMMERCIAL DOOR HARDWARE



YALE FIXED POWER DOOR CLOSER RANGE

CODE	DESCRIPTION	U.O.M.	BOX QTY.	GROUP ID
1069-3	Yale Size 3 Standard Arm Door Closer (60Kg Max) Silver - Door Pulls Open From Inside	Each	1	16125
1069-4	Yale Size 4 Standard Arm Door Closer (80Kg Max) Silver - Door Pulls Open From Inside	Each	1	16125
1069-5	Yale Size 5 Standard Arm Door Closer (100Kg Max) Silver - Door Pulls Open From Inside	Each	1	16125
1070-3	Yale Size 2 Parallel Arm Door Closer (40Kg Max) Silver - Door Pushes Open From Inside	Each	1	16125
1070-4	Yale Size 3 Parallel Arm Door Closer (60Kg Max) Silver - Door Pushes Open From Inside	Each	1	16125
1070-5	Yale Size 4 Parallel Arm Door Closer (80Kg Max) Silver - Door Pushes Open From Inside	Each	1	16125
1071-03	Yale Hold Open Arm Suits 1069 & 1071-01 Closers	Each	1	16125



YALE POWER ADJUSTABLE DOOR CLOSER

1071-01	Yale Power Adjustable Door Closer Size Range 2-6	Each	1	16125
1071-02	Yale Slide Arm Assembly Suits 1071-01	Each	1	16125
1071-03	Yale Hold Open Arm Suits 1069- & 1071-01 Closers	Each	1	16125



Build-in Delayed Action and Back Check.
Each Pack Contains "Z" Parallel Bracket.

50MM COMMERCIAL DOOR HARDWARE



LOCKWOOD POWER ADJUSTABLE SURFACE MOUNTED

CODE	DESCRIPTION	U.O.M.	BOX QTY.	GROUP ID
------	-------------	--------	----------	----------

1060	Lockwood 2000 Series Door Closer, Silver - Standard Arm (Power adj sizes 2, 3 and 4) - Parallel Arm (Power adj sizes 2 and 3)	Each	8	16125
------	---	------	---	-------

1061	Lockwood 2000 Series Door Closer, Silver. - Standard Arm (Power adj sizes 2, 3 and 4) - Parallel Arm (Power adj sizes 2 and 3) - Back Check Included	Each	8	16125
------	---	------	---	-------



RYOBI RYOBI PARALLEL ARM + HOLD OPEN ARM CLOSER

CODE	DESCRIPTION	U.O.M.	BOX QTY.	GROUP ID
------	-------------	--------	----------	----------

1085	Ryobi 163P Door Closer - Parallel + Hold Open Arms (60Kgs Max.)	Each	1	16125
------	---	------	---	-------



dormakaba DORMAKABA DOOR CLOSER

CODE	DESCRIPTION	U.O.M.	BOX QTY.	GROUP ID
------	-------------	--------	----------	----------

1072-2	Dormakaba TS77 Standard Arm, Size 2 (40kg) Closer, Silver	Each	1	16125
--------	---	------	---	-------

1072-3	Dormakaba TS77 Standard Arm, Size 3 (60kg) Closer, Silver	Each	1	16125
--------	---	------	---	-------

1072-4	Dormakaba TS77 Standard Arm, Size 4 (80kg) Closer, Silver	Each	1	16125
--------	---	------	---	-------



50MM COMMERCIAL DOOR HARDWARE



LOCKWOOD SHORT BACK SET, CYLINDERS & ACCESSORIES

	CODE	DESCRIPTION	U.O.M.	BOX QTY.	GROUP ID
 <p>23mm Backset</p> <p>Cylinder or Escutcheon Not Included</p>	1150	Lockwood 3540F Series Single Action Cylinder & Lever - 22mm Throw Bolt (No Cylinder or Escutcheon Included)	Each	10	16129
	1151	Lockwood 3541F Series Single Action Cylinder & Lever - 28mm Hook Throw Bolt - No Strike Box (No Cylinder or Escutcheon Included)	Each	10	16129
	1152	Lockwood 3542F Series Single Action Cylinder & Lever - 35mm Hook Throw Bolt - No Strike Box (No Cylinder or Escutcheon Included)	Each	10	16129
 <p>1166</p> <p>1150-ESC</p> <p>1126</p> <p>1127</p>	1166	Hook Throw Strike Box Suits 1151/1152	Each	10	16129
	1150-ESC	Lockwood 3540F Mortice Lock Escutcheon & Retaining Clip	Each	10	16129
	1126	Cylinder To Suit 3540 - Key To Differ	Each	10	16133
	1127	Cylinder To Suit 3540 - Key Alike	Each	10	16133





YALE SHORT BACK SET, CYLINDERS & ACCESSORIES

	CODE	DESCRIPTION	U.O.M.	BOX QTY.	GROUP ID
 <p>23mm Backset</p>	1180	Short Backset Mortice Lock - 22mm Throw - Cylinder & Turn	Each	20	16129
	1181	Short Backset Mortice Lock - 22mm Throw - Double Cylinder	Each	20	16129
	1182	Short Backset Mortice Lock - 36mm Throw - Cylinder & Turn	Each	20	16129
	1183	Short Backset Mortice Lock - 36mm Throw - Double Cylinder	Each	20	16129
 <p>23mm Backset</p>	1184	Sliding Door Short Backset Mortice Lock - 29mm Hook Throw - Cylinder & Turn With Strike Box	Each	20	16129
	1185	Sliding Door Short Backset Mortice Lock - 29mm Hook Throw - Double Cylinder With Strike Box	Each	20	16129
	1188	Escape Lever	Each	N/A	16129











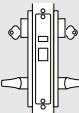
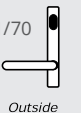
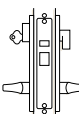
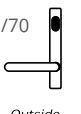
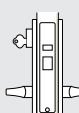
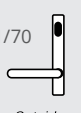
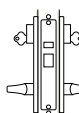
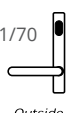
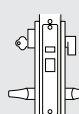
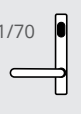

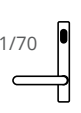
DORMAKABA SHORT BACK SET, CYLINDERS & ACCESSORIES

	CODE	DESCRIPTION	U.O.M.	BOX QTY.	GROUP ID
 <p>23mm Backset</p> <p>NEW</p>	1194	Dormakaba 950 Lock Body 22mm bolt, incl. 2 Escutcheons and C4 Cylinders	Each	N/A	16129
	1195	Dormakaba 950 Lock Body 37mm bolt, incl. 2 Escutcheons and C4 Cylinders	Each	N/A	16129
	1197	Dormakaba 950 Lock Body 22mm bolt, incl. 2 Escutcheons, C4 Cyl. and C/F Turn	Each	N/A	16129
	1198	Dormakaba 950 Lock Body 37mm bolt, incl. 2 Escutcheons, C4 Cyl. and C/F Turn	Each	N/A	16129
 <p>23mm Backset</p> <p>NEW</p>	1196	Dormakaba 951 Lock Body 29mm Hook Bolt, incl. 2 Escutcheons and C4 Cylinders	Each	N/A	16129
	1199	Dormakaba 951 Lock Body 29mm Hook Bolt, incl. 2 Escutcheons, C4 Cyl. and C/F Turn	Each	N/A	16129

50MM COMMERCIAL DOOR HARDWARE








LOCKWOOD SELECTOR MORTICE LOCKS & KITS, CYLINDERS

CODE	DESCRIPTION	U.O.M.	BOX QTY.	GROUP ID		
1140	Electric Strike 12 Volt	Each	N/A	16129		 NEW
1109	Extended Bi-Fold Striker	Each	N/A	16129		
1175	Lockwood Selector 3782SS Short Backset Mortice Lock. <i>No Cylinder Included</i>	Each	10	16129		
1103-ADP	Snib Adaptor Suit 1103 Furniture	Each	10	16133		
1176	Lockwood Selector 3782 Lock Kit 01 Double Cylinder Set - Includes: • 3782SS Mortice Lock • 4801/70SC Lever on External Plate with Cylinder Hole • 4901/70SC Lever on Internal Plate with Cylinder Hole • Double Cylinder • Accessory Packets To Suit	Set	10	16129	 23mm Backset	 4801/70 4901/70 Outside Cylinder + Lever Inside Cylinder + Lever
1177	Lockwood Selector 3782 Lock Kit 04 Cylinder And Turn Set - Includes: • 3782SS Mortice Lock • 4801/70SC Lever on External Plate with Cylinder Hole • 4904/70SC Lever on Internal Plate with Turnknob • Cylinder • Turnknob Adaptor • Accessory Packets to Suit	Set	10	16129	 23mm Backset	 4801/70 4904/70 Outside Cylinder + Lever Inside Turn Snib + Lever
1178	Lockwood Selector 3782 Lock Kit 05 Single Cylinder Set - Includes: • 3782SS Mortice Lock • 4801/70SC Lever on External Plate with Cylinder Hole • 4905/70SC Lever on Internal Plain Plate • Cylinder • Accessory Packets to Suit	Set	10	16129	 23mm Backset	 4801/70 4905/70 Outside Cylinder Inside Lever Only
1277	Lockwood Universal 5782 Lock Kit 01 Double Cylinder Set - Includes: • 5782SS Mortice Lock • 4801/70SC Lever on External Plate with Cylinder Hole • 4901/70SC Lever on Internal Plate with Cylinder Hole • Double Cylinder • Accessory Packets to Suit • 114mm Stile Only	Set	10	16129	 30mm Backset	 4801/70 4901/70 Outside Cylinder + Lever Inside Cylinder + Lever
1278	Lockwood Universal 5782 Lock Kit 04 Cylinder And Turn Set - Includes: • 5782SS Mortice Lock • 4801/70SC Lever on External Plate with Cylinder Hole • 4904/70SC Lever on Internal Plate with Turnknob • Cylinder • Turnknob Adaptor • Accessory Packets to Suit • 114mm Stile Only	Set	10	16129	 30mm Backset	 4801/70 4904/70 Outside Cylinder + Lever Inside Turn Snib + Lever
1279	Lockwood Universal 5782 Lock Kit 05 Single Cylinder Set - Includes: • 5782SS Mortice Lock • 4801/70SC Lever on External Plate with Cylinder Hole • 4905/70SC Lever on Internal Plain Plate • Cylinder • Accessory Packets to Suit • 114mm Stile Only	Set	10	16129	 30mm Backset	 4801/70 4905/70 Outside Cylinder Inside Lever Only

50MM COMMERCIAL DOOR HARDWARE





PLATE FURNITURE FOR LOCKWOOD SELECTOR LOCKS

	CODE	DESCRIPTION	U.O.M.	BOX QTY.	GROUP ID
	1101	Lockwood 4905/70 Internal Plate & Lever No Cylinder Hole - SCP	Each	10	16129
	1102	Lockwood 4901/70 Internal Plate & Lever With Cylinder Hole - SCP	Each	10	16129
	1103	Lockwood 4904/70 Internal Plate & Lever With Turn - SCP	Each	10	16129
	1104	Lockwood 4800 External Plate With Cylinder Hole - SCP	Each	10	16129
	1105	Lockwood 4801/70 External Plate & Lever With Cylinder Hole - SCP	Each	10	16129

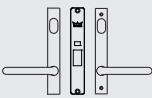
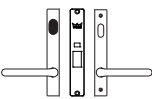
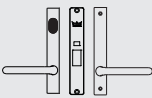


ALLEGION LEGGE LOCK KITS & CYLINDERS

	CODE	DESCRIPTION	U.O.M.	BOX QTY.	GROUP ID
 23mm Backset	9950S	995 V Series Vestibule Lock Office/Classroom Lock Kit Stainless Steel Single Cylinder	Each	Set	16129
	9951S	995 C Series Combination Entry Lock Kit Stainless Steel Cylinder & Turn Set	Each	Set	16129
	9952S	995 C Series Combination Lock Glass Door Lock Kit Stainless Steel Double Cylinder	Each	Set	16129
 23mm Backset	9953B	995 V Series Vestibule Lock Office/Classroom Lock Kit Black Single Cylinder	Each	Set	16129
	9954B	995 C Series Combination Entry Lock Kit Black Cylinder & Turn Set	Each	Set	16129
	9955B	995 C Series Combination Lock Glass Door Lock Kit Black Double Cylinder	Each	Set	16129



DORMAKABA MORTICE LOCKS, KITS & CYLINDERS






	CODE	DESCRIPTION	U.O.M.	BOX QTY.	GROUP ID
	1191	Dormakaba SB2212 Lock Kit, Double Cylinder Entry Lock with 6400/6401/30 23mm Backset	Each	N/A	16129
	1192	Dormakaba SB2212 Office Lock Kit, Cylinder and Turn with 6400/6403/30 23mm Backset	Each	N/A	16129
	1193	Dormakaba SB2212 Classroom Lock Kit, External Cylinder with 6400/6406/30 23mm Backset	Each	N/A	16129

ClimateGuard™ • 50mm Commercial Door

50MM COMMERCIAL DOOR HARDWARE



ALLEGION SCHLAGE RANGE

CODE	DESCRIPTION	U.O.M.	BOX QTY.	GROUP ID		
1172	2P Lock Body 30mm Back Set with Strike Plate Suits 1145-1149 Cylinders	Each	N/A	16129		
1174	4P Lock Body 30mm Back Set with Strike Plate Suits 1145-1149 Cylinders	Each	N/A	16129		
1174-ROD	4P Lock Rod Set 3.5m D-Tip	Each	N/A	16129		



ALLEGION VERTA RANGE

CODE	DESCRIPTION	U.O.M.	BOX QTY.	GROUP ID		
1011-INT	Verta Furniture Plate - Internal <i>**Specify finish: Black-BL, Satin Steel-SS.</i>	Each	N/A	16129		
1011-EXT	Verta Furniture Plate - External	Each	N/A	16129		
1012	Verta Offset Pull Handle <i>**Specify finish: Black-BL, Satin Steel-SS.</i>	Each Set	N/A	16129		
1013	Verta 800mm Inline Pull Handle <i>**Specify finish: Black-BL, Satin Steel-SS.</i>	Each Set	N/A	16129		
1014	Verta Euro Cylinder Escutcheon <i>**Specify finish: Black-BL, Satin Steel-SS.</i>	Each	N/A	16129		
1113	Sliding Mortice Lock 28.5mm Backset Suits 1145 - 1149 Cylinders	Each	N/A	16129		
1114	Sliding Mortice Lock 40mm Backset Suits 1145-1149 Cylinders	Each	N/A	16129		
1015	Verta Flush Pull <i>**Specify finish: Black-BL, Satin Steel-SS.</i>	Each	N/A	16129		

Brio BRIO 288 DUAL POINT LOCK RANGE

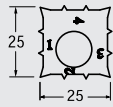







CODE	DESCRIPTION	U.O.M.	BOX QTY.	GROUP ID	
15146-ZBL	Furniture Handle 85 Ctr, Zinc Black (PBK)	Each	N/A	16101	
15146-SN	Furniture Handle 85 Ctr, Satin Nickel (PVD CLR)	Each	N/A	16101	
15146-SSS	Furniture Handle 85 Ctr, Satin Stainless Steel	Each	N/A	16101	
15146-M-ZBL	Magnetic Furniture Handle 85 Ctr, Zinc Black (PBK)	Each	N/A	16101	
15146-M-SN	Magnetic Furniture Handle 85 Ctr, Satin Nickel (PVD)	Each	N/A	16101	
15146-BL-MAG	Magnetic/Rubb Leaf Catch Set, Black	Each	N/A	16101	
15146-SN-MAG	Magnetic/Rubb Leaf Catch Set, Satin Nickel	Each	N/A	16101	

50MM COMMERCIAL DOOR HARDWARE


	CODE	DESCRIPTION	U.O.M.	BOX QTY.	GROUP ID
	1141	Optimum 2 Point Lock Body Only - 30mm Backset - No Cylinder	Each	10	16129
	1147	Palladium Handle - Black Suits 1141 Lock	Set	10	16129
	1148	Palladium Handle - Satin Pearl Suits 1141 Lock	Set	10	16129
	1142	Palladium "Xtra" Handle Entrance Set - Black. To Fit with 1141	Each	10	16129
	1143	Palladium "Xtra" Handle Entrance Set - Satin Chrome. To Fit with 1141	Each	10	16129
	1153	Optimum / Palladium Kits - Black (1141 Lock & Striker, 1147) - No Cylinder	Set	10	16129
	1154	Optimum / Palladium Kits - Satin Chrome (1141 Lock & Striker, 1148) - No Cylinder	Set	10	16129
	1144	Euro Cylinder - 5 Pin/70mm. Keyed Alike Suits 1113/14/41/53/54/72/74	Each	10	16129
	1145	Euro Cylinder - 5 Pin/60mm. Keyed to Differ Suits 1113/14/41/53/54/72/74	Each	10	16129
	1146	Economy Euro Cylinder - 5 Pin/60mm. Keyed Alike. Suits 1113/14/41/53/54/72/74	Each	10	16129
	1149	Euro Cylinder - 5 Pin/Turn. Keyed Alike Suits 1113/14/41/53/54/72/74	Each	10	16129
	1137	S/Steel Strike - Standard Suits 1141 Optimum Lock	Each	1	16129
	1138	S/Steel Extended Multifold Strike Suits 1141 Optimum Lock	Each	1	16101
	1155	Sorrento Face Mount Single Point Lock - No Cylinder	Each	N/A	16129
	1156	Multi Point Accessory Pack Suits Sorrento 1155	Each	N/A	16129
	1157	Lazy Cam Cylinder 60mm Suits Sorrento 1155	Each	10	16129
	1159	Flush Tabs	Pair	N/A	16129

ClimateGuard™ • 50mm Commercial Door








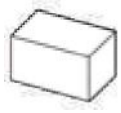
50MM COMMERCIAL DOOR HARDWARE

CODE	DESCRIPTION	U.O.M.	BOX QTY.	GROUP ID	
5050	Flushbolt Block Suits Hinge Door - Bag of 10	Bag	N/A	14510	 
1068	Floor Ferule Suits 1066/1067 Flushbolt Stainless Steel	Each	1	16121	
1066	Flushbolt Standard 300mm <i>**Specify finish: Black-BL, Satin Chrome-SC.</i> 	Each	10	16121	
1067	Flush Bolt Standard (Type 202) 600mm	Each	N/A	16121	
1066-ROD600	Flushbolt Extension Rod Only 600mm Suits 1066 Flushbolt Stainless Steel	Each	10	16121	
1066-ROD900	Flushbolt Extension Rod Only 900mm Suits 1066 Flushbolt Stainless Steel	Each	10	16121	
1846	QUADZilla Roller 300kg (4 wheels) Heavy Duty	Each	N/A	14510	 














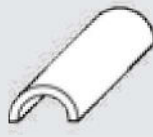


 Please check with your local branch for stock availability.

50MM COMMERCIAL DOOR HARDWARE

	CODE	DESCRIPTION	U.O.M.	BOX QTY.	GROUP ID
 	5000	Small Rail Spigot 4/set with Bolts/Washers Fits with CGBF513	Set	N/A	14510
 	5001	Large Rail Spigot - 4/set with Bolts Fits with CG513, CGBF543	Set	N/A	14510
	1615	Glazing Wedge - 200m Roll	Roll	N/A	16169
	1620	Glazing Wedge PVC - 200m Roll	Roll	N/A	16169
	1623	Glazing Wedge - 100m Roll	Roll	1	14510
	1625	Glazing Wedge - 250m Roll	Roll	N/A	16169
	1630	Glazing Wedge - 200m Roll	Roll	N/A	16169
	1651	Captive Wedge - 100m Roll	Roll	N/A	16169
	1684	Captive Wedge - 150m Roll	Roll	N/A	16169
 	1916	Glazing Block and Roller Packer (20mm x 24mm x 35mm) - 50 per Bag	Roll	N/A	16157












ClimateGuard™ • 50mm Commercial Door

50MM COMMERCIAL DOOR HARDWARE

CODE	DESCRIPTION	U.O.M.	BOX QTY.	GROUP ID	
1443	Inward Sill Gaskets - Roll of 490 Sets Suits CG548	Roll	2	16177	 
1444	Outward Sill Gaskets - Roll of 550 Sets Suits CG549	Roll	2	16177	 
1445	Small & Large Stile Gaskets - Roll of 925 pcs Suits CG513, CGBF513/543	Roll	2	16177	 
1683	Multi-fold Seal - 100m Roll For Hinge Door	Roll	N/A	16101	
1681	Multi-fold Seal - 100m Roll For Hinge Door	Roll	N/A	16101	
1926	Drain Flap - Fire Rated - 300m Roll	Roll	N/A	16169	
1600	6mm Bulb Seal for Awning Sash - 250m Roll	Roll	N/A	16169	
1601	Co-ex Rectangular Bulb Seal - 100m Roll	Roll	N/A	16169	
1698	Thermal Cover Strip - 300m Roll	Roll	N/A	16169	 
1675	Skirting Infill - 100m Roll	Roll	N/A	16169	

ClimateGuard™ • 50mm Commercial Door

50MM COMMERCIAL DOOR HARDWARE

	CODE	DESCRIPTION	U.O.M.	BOX QTY.	GROUP ID
	1834	Hole Plug 10mm Bag of 200	Bag	N/A	16109
	1660	V Seal (Mullion Rubber) - 500m Roll	Roll	1	16169
	1710	Weatherstrip 48-425 Black - 625m Roll	Roll	N/A	16173
	1721	Weatherstrip 69-525 Black with Fin - 400m Roll	Roll	5	16173
	2610	Fringe Pile 16mm x 500m Roll Black	Roll	N/A	6146
	1938	Universal Subsill End Cap - Bag of 25 pairs	Bag	N/A	1450
	4S-PH101ST-SS	Screw Stainless Steel Pan Head 10g x 1" Self Tapper - Box of 1000	Box	N/A	23521
	1900-M	Frame Packers - 1.5mm X 90mm Blue, Bag of 100	Bag	N/A	16157
	1901-M	Frame Packers - 3mm X 90mm Green, Bag of 100	Bag	N/A	16157
	1902-M	Frame Packers - 5mm X 90mm Ochre, Bag of 100	Bag	N/A	16157
	1903-M	Frame Packers - 10mm X 90mm Black, Bag of 100	Bag	N/A	16157
	1906	Aluminium Frame Packers 1mm 100/Bag	Bag	N/A	6149
	1907	Aluminium Frame Packers 2mm 100/Bag	Bag	N/A	6149
	1908	Aluminium Frame Packers 5mm 100/Bag	Bag	N/A	6149
	1909	Aluminium Frame Packers 10mm 100/Bag	Bag	N/A	6149
	1930	End Cap To Suit Subsills Bag of 50 Pairs (Left & Right)	Bag	N/A	16157
	1960	Lanotec General Purpose Liquid Lanolin 400g	Tube	12	16181
	1961	Lanotec "Citra Force" Cleaner Degreaser 400g	Tube	12	16181

IMPROVE ENERGY EFFICIENCY AND COMFORT

Darley Aluminium's new ClimateGuard range of thermally broken windows & doors are perfect for delivering optimal energy efficiency and comfort to commercial buildings. The thermal break in ClimateGuard consists of a thermal polyamide strip between interior and exterior aluminium profiles, that reduces the flow of thermal energy throughout the aluminium frame.

Designed and engineered in Australia, the ClimateGuard systems have been tested and exceed Australian Standard AS2047. ClimateGuard windows and doors help maintain an ideal temperature in commercial buildings, reducing the need for artificial heating / cooling and ultimately improving energy efficiency.

KEY FEATURES & BENEFITS

- ✓ Designed and engineered in Australia - systems have been tested and exceed Australian Standard AS2047
- ✓ Easy to fabricate and install
- ✓ State-of-the-art thermal break technology
- ✓ Available in a wide range of powder coat colours
- ✓ Compatible with Darley's other window and door systems
- ✓ Reduces the need for artificial cooling and heating

To request a catalogue or find out more go to
www.climateguard.com.au

SYDNEY HEAD OFFICE • T: (02) 8887 2888 • E: sales@darleyaluminium.com.au

MELBOURNE • T: (03) 9238 3888 • E: salesvic@darleyaluminium.com.au

BRISBANE • T: (07) 3287 1888 • E: salesqld@darleyaluminium.com.au

PERTH • T: (08) 9437 2999 • E: saleswa@darleyaluminium.com.au





FIXED FRAME GLAZING SYSTEMS

100MM X 60MM CENTRE THERMAL DG
 150MM X 60MM CENTRE THERMAL DG
 100MM X 60MM FRONT THERMAL DG
 150MM X 60MM FRONT THERMAL DG

GLASS THICKNESS	WEDGE REQUIRED	SPECIFIC PROFILES REQUIRED	POCKET SIZE
12mm	1615 - 1620 OR 1620 - 1645	DGF4510 reducer (for front)	40mm
14mm	1615 - 1620 OR 1615 - 1646		
16mm	1620 - 1620 OR 1620 - 1646		
18mm	1630 - 1630 OR 1630 - 1647	2 x CDG4308 reducer (for centre)	
20mm	1615 - 1623 OR 1623 - 1645	CDG4308 reducer	
22mm	1615 - 1620 OR 1620 - 1645		
24mm	1623 - 1623 OR 1623 - 1622		
28mm	1615 - 1623 OR 1623 - 1645		
30mm	1615 - 1615 OR 1620 - 1645		
32mm	1620 - 1620 OR 1625 - 1645		
34mm	1625 - 1630 OR 1625 - 1646		
36mm	1630 - 1630		



1615



1620



1622



1623



1625



1630



1645



1646



1647



100mm CDG



100mm FDG



150mm CDG




150mm FDG





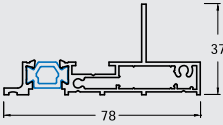

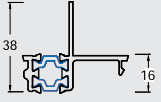
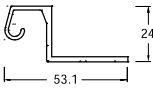

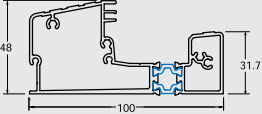

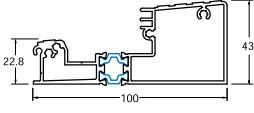

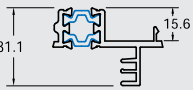

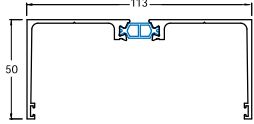

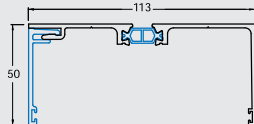



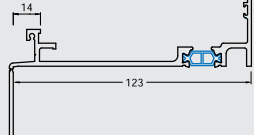

100MM X 60MM CENTRE DOUBLE GLAZED FRAMING SYSTEM



CODE	DESCRIPTION	LGTH.	FINISH	GROUP ID	
CGDG101	100mm Centre Frame	6.5m	M/F	14120	
CGDG135	100mm Centre Narrow Mainframe	6.5m	M/F	14120	
CGDG102	100mm Centre Sill	6.5m	M/F	14120	
CGDG162	100mm Centre Transom/Sill	6.5m	M/F	14120	
CGDG136	100mm Centre Low Sill	6.5m	M/F	14120	
CGDG110	100mm Centre Bead Fits with CGDG102/136/162	6.5m	M/F	14120	
CGDG111	100mm Centre Awning Sill/Transom	6.5m	M/F	14120	
CGDG127	100mm Centre Female Mullion  1660	6.5m	M/F	14120	
CGDG128	100mm Centre Male Mullion	6.5m	M/F	14120	
CGDG113	100mm Centre Pocket Adaptor Fits with CGDG101/102	6.5m	M/F	14120	
CGDG118	100mm Flush Filler Fits with CGDG101/102	6.5m	M/F	14120	

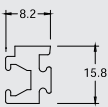
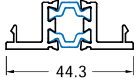
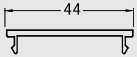

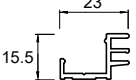

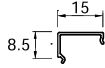
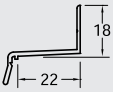
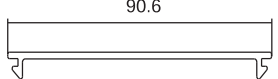

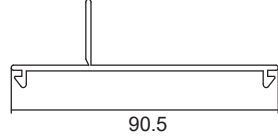


100MM X 60MM CENTRE DOUBLE GLAZED FRAMING SYSTEM

	CODE	DESCRIPTION	LGTH.	FINISH	GROUP ID
	CG701	Awning/Casement Stop - Recessed	6.5m	M/F	14015
	CGM001	Control Bar Thermal Roto	6.5m	CL/ANOD	14015
	DTB026	Awning Stop	6.5m	M/F	22400
	CGM002	50mm Plant-on Awning Hook Fits with CG704  5021	6.5m	M/F	14015
	CG548	Hinge Door Inward Sill  1443, 1683, 1926	6.5m	M/F	14025
	CG549	Hinge Door Outward Sill  1444, 1683, 1926	6.5m	M/F	14120
	CGDG531	100mm Hinged Door Centre Clip-in Stop  1683	6.5m	M/F	14025
	DTB101	100mm Subhead  1601, 1710	6.5m	M/F	14110
	DTB103	100mm Subhead/Jamb  1601	6.5m	M/F	14110
	TJ6159	Subhead/Jamb Cover  1601	6.5m	M/F CL/ANOD	10002
	DTB102	100mm Subsill  1601, 1926	6.5m	M/F	14110

ClimateGuard™ • Fixed Frame Glazing

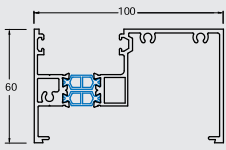
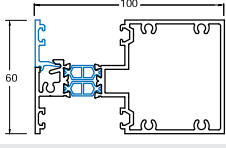

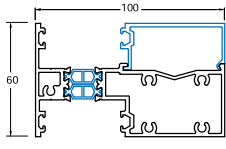

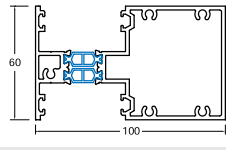
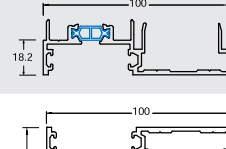
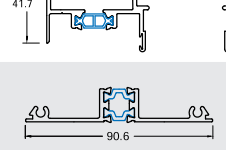

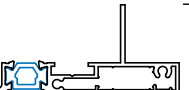
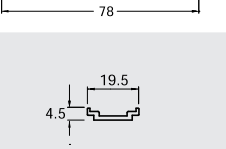
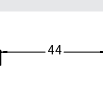

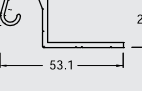

100MM X 60MM CENTRE DOUBLE GLAZED FRAMING SYSTEM

CODE	DESCRIPTION	LGTH.	FINISH	GROUP ID	
CDG4308	Centre Pocket Reducer	6.5m	M/F CL/ANOD	8402	
CGDG106	Mainframe Pocket Filler	6.5m	M/F	14120	
CGM106	Pocket Filler - Non-thermal	6.5m	M/F CL/ANOD	14120	
CGM809	Plant On Door Stop Fits with JM2811 or 1688  1675	6.5m	M/F	14015	
JM2811	Cover To Suit Plant On Door Stop Suits JM2810	6.5m	M/F CL/ANOD	8502	
1688	PVC Cover for Plant On Door Stop Suits JM2810	3.25m	BL LG WH	16157	
KW069	Universal Head Flashing / Drip Mould	6.5m	M/F CL/ANOD	17301	
TJ305	Flush Adaptor Fits with CGDG101/102/135/136	6.5m	M/F CL/ANOD BZ/ANOD	8301 8302 8301	
TJ385	Back To Back Adaptor Fits with CGDG101/102/135/136	6.5m	M/F	8301	
TJ342	Reveal Adaptor Fits with CGDG101/102/135/136	6.5m	M/F CL/ANOD	8301 8302	



100MM X 60MM FRONT DOUBLE GLAZED FRAMING SYSTEM



	CODE	DESCRIPTION	LGTH.	FINISH	GROUP ID
	CGFG301	100mm Front Frame	6.5m	M/F	14115
	CGFG302	100mm Front Transom/Sill	6.5m	M/F	14115
	CGFG303	100mm Front Bead Fits with CGFG302	6.5m	M/F	14115
	CGFG309	100mm Front Transom/Sill with Internal Bead	6.5m	M/F	14115
	CGFG310	100mm Front Internal Bead Fits with CGFG309	6.5m	M/F	14115
	CGFG311	100mm Front Box Awning Transom	6.5m	M/F	14115
	CGFG327	100mm Front Female Mullion	6.5m	M/F	14115
	CGFG328	100mm Front Male Mullion  1660	6.5m	M/F	14115
	CGDG118	100mm Flush Filler Fits with CGFG301	6.5m	M/F	14120
	CG701	Awning/Casement Stop - Recessed	6.5m	M/F	14015
	CGM001	Control Bar Thermal - Roto	6.5m	CL/ANOD	14015
	CG703	Awning Clip-in Stop Front Glazed	6.5m	M/F	14015
	CGM002	50mm Plant-on Awning Hook Fits with CG704  5021	6.5m	M/F	14015

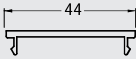
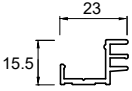


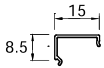
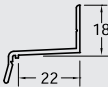
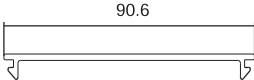
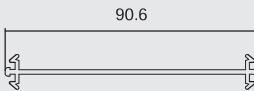
ClimateGuard™ • Fixed Frame Glazing

100MM X 60MM FRONT DOUBLE GLAZED FRAMING SYSTEM

CODE	DESCRIPTION	LGTH.	FINISH	GROUP ID	
CG548	Hinge Door Inward Sill 🔑 1443, 1683, 1926	6.5m	M/F	14025	
CG549	Hinge Door Outward Sill 🔑 1444, 1683, 1926	6.5m	M/F	14120	
CGSD111	Jamb Receiver Channel 🔑 1698, 1721	6.5m	M/F	14020	
CGSD113	Clip-in Jamb Receiver Channel 🔑 1721	6.5m	M/F	14020	
CGFG331	100mm Front Door Stop 🔑 1683	6.5m	M/F	14115	
DTB101	100mm Subhead 🔑 1601, 1710	6.5m	M/F	14110	
DTB103	100mm Subhead/Jamb 🔑 1601	6.5m	M/F	14110	
TJ6159	Subhead/Jamb Cover 🔑 1601	6.5m	M/F CL/ANOD	10002	
DTB102	100mm Subsill 🔑 1601, 1926	6.5m	M/F	14110	
CDG4308	8mm Pocket Reducer	6.5m	M/F CL/ANOD	8402	
DGF4510	16mm Pocket Reducer	6.5m	M/F CL/ANOD	9001 9002	
CGDG106	Frame Pocket Filler	6.5m	M/F	14120	



100MM X 60MM FRONT DOUBLE GLAZED FRAMING SYSTEM

	CODE	DESCRIPTION	LGTH.	FINISH	GROUP ID
	CGM106	Pocket Filler - Non-thermal	6.5m	M/F CL/ANOD	14120
	CGM809	Plant On Door Stop Fits with JM2811 or 1688  1675	6.5m	M/F	14015
	JM2811	Cover To Suit Plant On Door Stop Suits JM2810	6.5m	M/F CL/ANOD	8502
	1688	PVC Cover for Plant On Door Stop Suits JM2810	3.25m	BL LG WH	16157
	KW069	Universal Head Flashing / Drip Mould	6.5m	M/F CL/ANOD	17301
	TJ305	Flush Adaptor Fits with CGFG301	6.5m	M/F CL/ANOD BZ/ANOD	8301 8302 8301
	TJ385	Back To Back Adaptor Fits with CGFG301	6.5m	M/F	8301

ClimateGuard™ • Fixed Frame Glazing



150MM X 60MM CENTRE DOUBLE GLAZED FRAMING SYSTEM



CODE	DESCRIPTION	LGTH.	FINISH	GROUP ID	
CGDG661	150mm Centre Mainframe	6.5m	M/F	14130	
CGDG662	150mm Centre Boxed Mainframe / Awning Transom	6.5m	M/F	14130	
CGDG669	150mm Centre Transom/Sill	6.5m	M/F	14130	
CGFG310	100mm Front Internal Bead	6.5m	M/F	14115	
CGDG687	150mm Centre Female Mullion	6.5m	M/F	14130	
CGDG688	150mm Centre Male Mullion	6.5m	M/F	14130	
CG701	Awning/Casement Stop - Recessed	6.5m	M/F	14015	
CGM001	Control Bar Thermal - Roto	6.5m	CL/ANOD	14015	
DTB151	150mm Subhead 1601, 1710	6.5m	M/F	14110	
DTB153	150mm Subhead/Jamb 1601	6.5m	M/F	14110	
TJ6159	Subhead/Jamb Cover 1601	6.5m	M/F CL/ANOD	10002	



150MM X 60MM CENTRE DOUBLE GLAZED FRAMING SYSTEM


	CODE	DESCRIPTION	LGTH.	FINISH	GROUP ID
	DTB152	150mm Sub sill Key 1601, 1926	6.5m	M/F	14110
	CDG4308	Centre Pocket Reducer	6.5m	M/F CL/ANOD	8402
	CGDG106	Mainframe Pocket Filler	6.5m	M/F	14120
	CGM106	Pocket Filler - Non-thermal	6.5m	M/F CL/ANOD	14120
	CGM809	Plant On Door Stop Fits with JM2811 or 1688 Key 1675	6.5m	M/F	14015
	JM2811	Cover To Suit Plant On Door Stop Suits JM2810	6.5m	M/F CL/ANOD	8502
	1688	PVC Cover for Plant On Door Stop Suits JM2810	3.25m	BL LG WH	16157
	KW069	Universal Head Flashing / Drip Mould	6.5m	M/F CL/ANOD	17301
	CGM684	150mm Flat Filler Fits CGDG661	6.5m	M/F	14015
	CGM685	150mm Back To Back Adaptor Fits CGDG661	6.5m	CL/ANOD	14015

ClimateGuard™ • Fixed Frame Glazing



150MM X 60MM FRONT DOUBLE GLAZED FRAMING SYSTEM



CODE	DESCRIPTION	LGTH.	FINISH	GROUP ID	
CGFG860	150mm Front Mainframe	6.5m	M/F	14125	
CGFG861	150mm Front Open Mainframe / Awning Transom	6.5m	M/F	14125	
CGFG811	150mm Front Awning/Box Transom	6.5m	M/F	14125	
CGFG863	150mm Front Open Transom Sill	6.5m	M/F	14125	
CGFG862	150mm Front Box Transom Sill	6.5m	M/F	14125	
CGFG303	100mm Front Bead Fits with CGDG862/863	6.5m	M/F	14115	
CGFG869	150mm Front Transom Sill with Internal Bead	6.5m	M/F	14125	
CGFG870	150mm Front Internal Bead Fits with CGFG869	6.5m	M/F	14125	
CGFG887	150mm Front Female Mullion	6.5m	M/F	14125	
CGFG888	150mm Front Male Mullion  1660	6.5m	M/F	14125	
CG701	Awning/Casement Stop - Recessed	6.5m	M/F	14015	

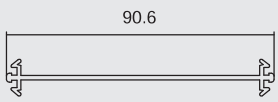



150MM X 60MM FRONT DOUBLE GLAZED FRAMING SYSTEM

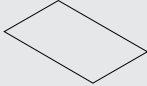
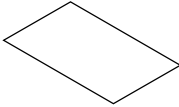
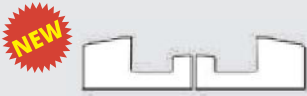










	CODE	DESCRIPTION	LGTH.	FINISH	GROUP ID
	CGM001	Control Bar Thermal - Roto	6.5m	CL/ANOD	14015
	CG703	Awning Clip In Stop Front Glazed	6.5m	M/F	14015
	CGM002	50mm Plant-on Awning Hook Fits with CG704 5021	6.5m	M/F	14015
	CGFG331	100mm Front Door Stop 1683	6.5m	M/F	14115
	CGSD111	Sliding Door Receiver Channel 1698, 1721	6.5m	M/F	14020
	CGSD113	Sliding Door Clip In Receiver Channel 1721	6.5m	M/F	14020
	DTB151	150mm Subhead 1601	6.5m	M/F CL/ANOD	14110
	DTB153	150mm Subhead/Jamb 1601	6.5m	M/F CL/ANOD	14110
	TJ6159	150mm Subhead/Jamb Cover 1601	6.5m	M/F CL/ANOD	10002
	DTB152	150mm Subsill 1601, 1926	6.5m	M/F CL/ANOD	14110
	DGF4510	16mm Pocket Reducer	6.5m	M/F CL/ANOD	9001 9002

ClimateGuard™ • Fixed Frame Glazing

150MM X 60MM FRONT DOUBLE GLAZED FRAMING SYSTEM

CODE	DESCRIPTION	LGTH.	FINISH	GROUP ID	
CDG4308	8mm Pocket Reducer	6.5m	M/F CL/ANOD	8402	
CGDG106	Mainframe Pocket Filler	6.5m	M/F	14120	
CGM106	Pocket Filler - Non-thermal	6.5m	M/F CL/ANOD	14120	
CGM809	Plant On Door Stop Fits with JM2811 or 1688  1675	6.5m	M/F	14015	
JM2811	Cover To Suit Plant On Door Stop Suits JM2810	6.5m	M/F CL/ANOD	8502	
1688	PVC Cover for Plant On Door Stop Suits JM2810	3.25m	BL LG WH	16157	
KW069	Universal Head Flashing / Drip Mould	6.5m	M/F CL/ANOD	17301	
TJ305	Flush Adaptor Fits with CGFG861/863	6.5m	M/F CL/ANOD BZ/ANOD	8301 8302 8301	
TJ385	Back To Back Adaptor Fits with CGFG861/863	6.5m	M/F	8301	
CGM684	150mm Flat Filler Fits with CGFG860	6.5m	M/F	14015	
CGM685	150mm Back To Back Adaptor Fits with CGFG860	6.5m	CL/ANOD	14015	

DOUBLE GLAZED FRAMING HARDWARE

	CODE	DESCRIPTION	U.O.M.	BOX QTY.	GROUP ID
	1442	Mainframe Gasket to Suit 100mm Framing	Roll	1	16177
	1441	Mainframe Gasket to Suit 150mm Framing	Roll	1	16177
	1443	Inward Sill Gaskets - Roll of 490 Sets Suits CG548	Roll	1	16177
	1444	Outward Sill Gaskets - Roll of 550 Sets Suits CG549	Roll	1	16177
	1495	Foam Plug To Suit ClimateGuard Framing (9 per sheet)	Roll	1	16177
	1630	Glazing Wedge - 200m Roll	Roll	1	16169
	1625	Glazing Wedge - 250m Roll	Roll	1	16169
	1620	Glazing Wedge - 200m Roll	Roll	1	16169
	1615	Glazing Wedge - 200m Roll	Roll	1	16169
	1623	Glazing Wedge - 100m Roll	Roll	1	14510
	1647	Captive Wedge - 100m Roll	Roll	N/A	16169
	1646	Captive Wedge - 100m Roll	Roll	N/A	16169
	1645	Captive Wedge - 100m Roll	Roll	N/A	16169

ClimateGuard™ • Fixed Frame Glazing

DOUBLE GLAZED FRAMING HARDWARE

CODE	DESCRIPTION	U.O.M.	BOX QTY.	GROUP ID		
1622	Captive Wedge - 100m Roll	Roll	N/A	14510		
1660	V Seal (Mullion Rubber) - 500m Roll	Roll	1	16169		
1601	Co-ex Rectangular Bulb Seal - 100m Roll	Roll	N/A	16169		
1915	Glazing Block for Fixed Framing 25x12x75mm - Bag of 50 pieces	Bag	N/A	16157		
1710	Weatherstrip 48-425 Black - 625m Roll	Roll	N/A	16173		
1721	Weatherstrip 69-525 Black with Fin - 400m Roll	Roll	N/A	16173		
5888	Fixing Frame Block Insert - Bag of 20	Bag	N/A	14510		
1926	Drain Flap - Fire Rated - 300m Roll	Roll	N/A	16169		
1681	Multi-fold Seal - 100m Roll Suits HV005	Roll	N/A	16101		
1683	Multi-fold Seal - 100m Roll Suits HV004/009	Roll	N/A	16101		
1675	Skirting Infill Rubber 100m Roll <i>**Specify finish: Black-BL, Light Grey-L/G</i>	Roll	1	16169		
1698	Thermal Cover Strip - 300m Roll	Roll	N/A	16169		
1938	Universal Subsill End Cap - Bag of 25 pairs	Bag	N/A	14510		
5021	Awning Hook End Cap - Bag of 20 Pairs	Bag	N/A	N/A		
4S-PH102ST-SS	Screw Stainless Steel Pan Head 10g x 2" Self Tapper - Box of 500	Box	N/A	23521		




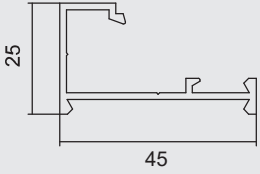
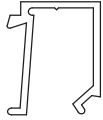

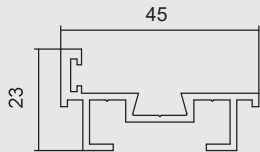

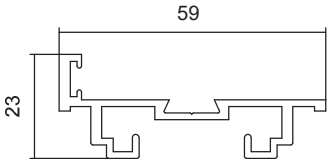


Please check with your local branch for stock availability.



45mm PARTITION SUITE



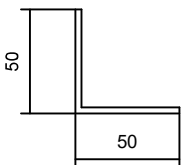
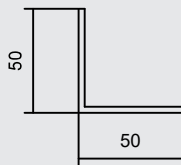
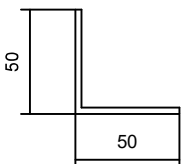


45MM PARTITION SECTIONS

CODE	DESCRIPTION	LGTH.	FINISH	GROUP ID	
PS402	Standard 45mm Pocket Glazing Section Fits with PS403  1860 6.38mm, 8.38mm, 10.38mm * * Please refer to glazing combinations for 101.6mm x 45mm Centre Single Glazed	5.5m	M/F CL/ANOD	8101 8102	
PS403	Clip In Glazing Bead Fits with PS402	5.5m	M/F CL/ANOD	8101 8102	
PS435	35mm Door Frame Fits with PS402  1862, 1675, 1720	5.5m	M/F CL/ANOD	8101 8102	
PS445	45mm Door Frame Fits with PS402  1861, 1675, 1720	5.5m	M/F CL/ANOD	8101 8102	
PS404	45mm End Cap Fits with PS402	5.5m	M/F CL/ANOD	8101 8102	
SQ4545T16	Square Post 45 X 45 X 1.6	6.5m	M/F CL/ANOD	18401 18402	

 Key hardware.

45MM PARTITION SUITE COMPONENTS

	CODE	DESCRIPTION	U.O.M.	BOX QTY.	GROUP ID
	1675	Skirting Infill Rubber 100m Roll <i>**Specify finish: Black-BL, Light Grey-L/G</i> 	Roll	1	16169
	1860	Corner Stake for Partition Suite 50 x 50 x 3mm 10mm To Suit PS402	Each	100	16153
	1861	Corner Stake for Partition Suite 50 x 50 x 3mm 39.5mm To Suit PS445	Each	100	16153
	1862	Corner Stake for Partition Suite 50 x 50 x 3mm 31.4mm To Suit PS435	Each	100	16153



 Please check with your local branch for stock availability.

POWDER COATING

The Darley Sydney and Melbourne branches offer an in-house powder coating service. With a variety of colours to choose from - Darley is an accredited applicator of both the Dulux and Interpon powder coat finishes.

Interpon offers a 15 year warranty on powder coat application, while Dulux offers a 20 year warranty on specification.

To find out more please contact your Account Manager or your local Darley branch.

Interpon
POWDER COATINGS

Dulux





GLAZING CHANNELS

25MM X 25MM GLAZING CHANNELS - SG

GLASS THICKNESS	WEDGE REQUIRED	SPECIFIC PROFILES REQUIRED	POCKET SIZE
6.38mm	1615-1933	TJ015 (Base) TJ016 (Bead) TJ025 (Channels)	19mm
8.38mm	1615-1615		
10.38mm	1620-1615		
12.38mm	1620-1625		

60MM X 50MM GLAZING CHANNELS - DG

GLASS THICKNESS	WEDGE REQUIRED	SPECIFIC PROFILES REQUIRED	POCKET SIZE
20mm	1615-1623 OR 1615-1622 OR 1623-1645	Requires 1 x DGF45410 reducer OR 2 x CDG4308 reducers	33.6mm
22mm	1630-1623 OR 1625-1933 OR 1933-1645		
24mm	1615-1615 OR 1620-1645		
26mm	1625-1625 OR 1630-1620		
28mm	1630-1630		
30mm	1615-1623 OR 1615-1622 OR 1933-1645	Requires 1 x CDG4308 reducer	42mm
32mm	1615-1615 OR 1615-1645		
34mm	1620-1620 OR 1615-1625 OR 1625-1645		
36mm	1625-1625 OR 1625-1630		
38mm	1620-1623 OR 1620-1622 OR 1615-1645		50mm
40mm	1615-1620 OR 1620-1645		
42mm	1620-1620 OR 1615-1630 OR 1625-1645		
44mm	1625-1630		



1615



1620



1622



1623



1625



1630



1645



1933



GLAZING CHANNELS

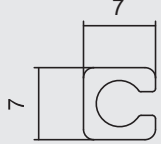
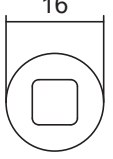
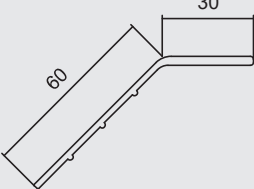
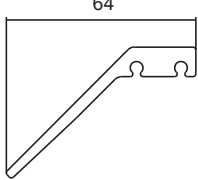
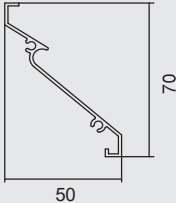
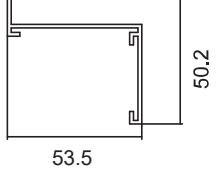
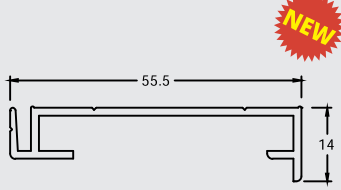
CODE	DESCRIPTION	LGTH.	FINISH	GROUP ID	
TJ015	Glazing Base 25 x 25 (Part 1) Fits with TJ016	6.5m	M/F CL/ANOD	10301 10302	
TJ016	Glazing Bead 25 x 25 (Part 2) Fits with TJ015	6.5m	M/F CL/ANOD	10301 10302	
TJ025	Glazing Channel 25 x 25 x 3	6.5m	M/F CL/ANOD	10301 10302	
TJ041	Double Glazing Channel Base - 50mm Pocket	6.5m	M/F CL/ANOD	10301	 NEW
TJ042	Double Glazing Channel Bead - 50mm Pocket	6.5m	M/F CL/ANOD	10301	 NEW
TJ043	Double Glazing Channel - 50mm Pocket	6.5m	M/F CL/ANOD	10301	 NEW
TJ208	45mm Double Beaded Glazed Base Fits with TJ202/227 <i>*Please refer to glazing combinations for 45mm Double Beaded Door</i>	6.5m	M/F CL/ANOD	10301 10302	
TJ202	Door Bead Fits with TJ200/201/204/210/211/226	6.5m	M/F CL/ANOD	9501 9502	
CH3218	Glazing Channel 25 x 25 x 3.0mm	6.5m	M/F CL/ANOD	10301 10302	
CH3220	Glazing Channel 25 x 40 x 3.0mm	6.5m	M/F CL/ANOD	10301 10302	
CH3232	Glazing Channel 32 x 32 x 3.7mm	6.5m	M/F CL/ANOD	10301 10302	
CH3245	Glazing Channel 32 x 45 x 3.7mm	6.5m	M/F CL/ANOD	10301 10302	



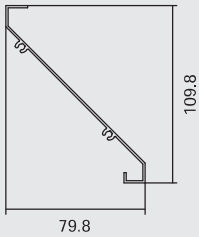
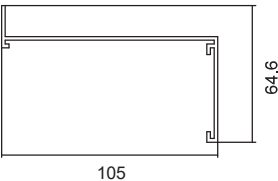
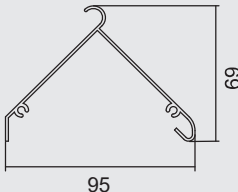
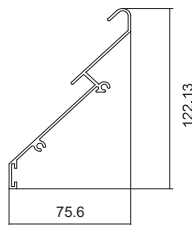
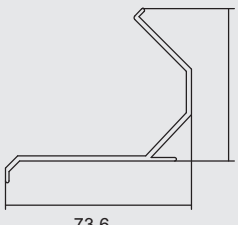
FIXED LOUVRES



FIXED LOUVRES

CODE	DESCRIPTION	LGTH.	FINISH	GROUP ID	
LV106	Louvre Fixing Rod Fits inside LV107	4m	M/F	22801	
LV107	Louvre Spacer Rod Fits with LV106	4m	M/F CL/ANOD	22801 22802	
LV108	60mm Louvre Blade	6.5m	M/F CL/ANOD	22801 22802	
LV109	60mm x 10mm Blade	6.5m	M/F CL/ANOD	22801 22802	
LV050	50mm Louvre Blade Fits with LV051 Recommended Max Span 1500mm	6.0m	M/F CL/ANOD	22801 22802	
LV051	50mm Louvre Frame Suits 33mm Angle Fits with LV050	6.5m	M/F CL/ANOD	22801 22802	
LV052	Hinged Door Insert for 50mm Louvre Blades Fits with LV050	6.0m	M/F CL/ANOD	22801 22802	

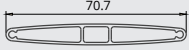

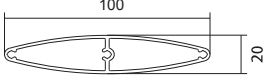

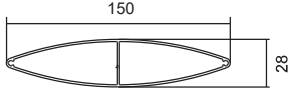
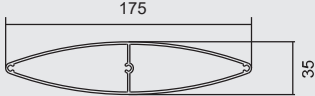
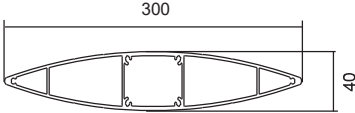
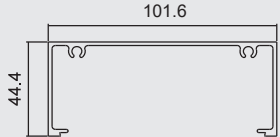
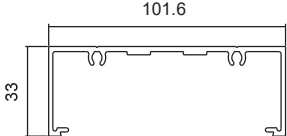
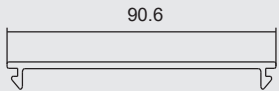
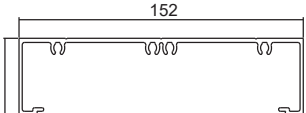

FIXED LOUVRES

	CODE	DESCRIPTION	LGTH.	FINISH	GROUP ID
	LV100	100mm Louvre Blade Fits with LV101 Recommended Max Span 1600mm	6.0m	M/F CL/ANOD	22801 22802
	LV101	100mm Louvre Frame Suits 1.6mm Angle Fits with LV100	6.5m	M/F CL/ANOD	22801 22802
	LV9517	Chevron Louvre Recommended Max Span 2000mm	6.5m	M/F CL/ANOD	22801 22802
	LV7061	Louvre Blade Fits with LV7049 Recommended Max Span 2000mm	6.5m	M/F CL/ANOD	22801 22802
	LV7049	Louvre Blade Fixing Adaptor Fits with LV7061	6.5m	M/F CL/ANOD	22801 22802



Darley Aluminium • Fixed Louvres

FIXED LOUVRES

CODE	DESCRIPTION	LGTH.	FINISH	GROUP ID	
ESY007	Louvre 70.7mm Recommended Max Span 1300mm	6.0m	M/F CL/ANOD	3102	
LVE100	Louvre 100 x 20 Recommended Max Span 1600mm  3100	6.5m 6.0m	M/F CL/ANOD	22901 22902	
3100	Oval End Cap Suits LVE100 Fits into CityView Operable Louvre Gallery	60/ pack	BLACK GREY WHITE	16157	
LVE150	Louvre 150 x 28 Recommended Max Span 2600mm	6.5m	M/F CL/ANOD	22901 22902	
LVE175	Louvre 175 x 35 Recommended Max Span 3000mm	6.5m	M/F CL/ANOD	22901 22902	
LVE300	Louvre 300 x 40 Recommended Max Span 4200mm	6.5m	M/F CL/ANOD	22901 22902	
TJ367	Plain Frame Fits with TJ304/305	6.5m	M/F CL/ANOD BZ/ANOD	8301 8302 8301	
SD100	100mm Plain Frame Fits with TJ304/305	6.5m	M/F CL/ANOD	10401 10402	
TJ305	Flush Adaptor Fits with TJ367 / SD100	6.5m	M/F CL/ANOD BZ/ANOD	8301 8302 8301	
SD150	150mm Plain Frame	6.5m	M/F CL/ANOD	10401 10402	
JM2865	132mm Flat Filler Fits with SD150	6.5m	M/F CL/ANOD	8701 8702	

 Key hardware.