



KlassicView



Residential & Commercial *Hardware Guide*

Place an order of
\$500 or more (ex GST)

for Allegion, Dormakaba, Anthony
Innovations, Lockwood, Brio, Yale,
Austral & ASSA ABLOY hardware
products listed in this guide and
YOU'LL AUTOMATICALLY

GO INTO THE DRAW TO WIN!



WIN

1 OF 10 \$200

*COLES Gift Vouchers per state**





Hinged Doors

Whether it's for a main entrance, internal door, external door or even a wardrobe – the hinged door has always been a popular option for many applications.

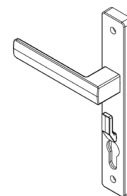
Darley has a number of hinged doors available through our KlassicView residential range; CityView commercial range and ClimateGuard – thermally broken range of doors. Our hinged doors are all water rated and are available in multiple bolt locking options.

They have also been tested to and exceed Australian Standard AS2047.



PLEASE REFER TO PAGE 2 - 7

for all the hardware products you will need to fabricate a KlassicView, CityView and ClimateGuard Hinged Door.



DESCRIPTION

CODE

Verta Passage Handle External	1011-EXT-BL
Verta Passage Handle External	1011-EXT-SS
Verta Passage Handle Internal	1011-INT-BL
Verta Passage Handle Internal	1011-INT-SS



DESCRIPTION

CODE


Verta Offset Back-to-back Pull Handle	1012-BL
Verta Offset Back-to-back Pull Handle	1012-SS



DESCRIPTION

CODE

Verta 800mm Inline Pull Handle	1013-BL
Verta 800mm Inline Pull Handle	1013-SS



DESCRIPTION

CODE

Accessory Kit Verta	ACCVERTA
---------------------	----------



DESCRIPTION

CODE

SR2 Lockbody Active 30mm FLU	SR2LAF
------------------------------	--------

HINGED DOOR HARDWARE



DESCRIPTION

Selector 3782 Lock Kit 01 - Double Cylinder Set

CODE

1176



DESCRIPTION

Selector 3782 Lock Kit 04 - Cylinder & Turn Set

CODE

1177

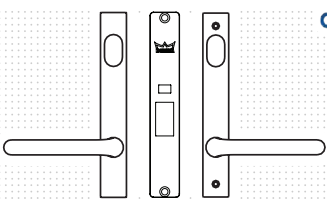


DESCRIPTION

Selector 3782 Lock Kit 05
- Egress Single Cylinder Set

CODE

1178

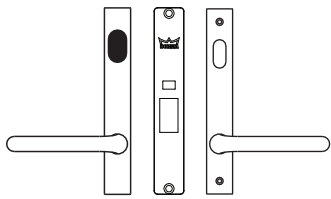


DESCRIPTION

ST9212 Entry Lock Kit
- Double Cylinder with 23mm Backset

CODE

1191

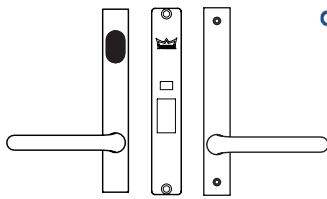


DESCRIPTION

ST9212 Office Lock Kit, Cylinder & Turn
with 23mm Backset

CODE

1192




DESCRIPTION

ST9212 Classroom Lock Kit, External Cylinder
with 23mm Backset

CODE

1193



DESCRIPTION

950 Lock Body 22mm Bolt,
incl. 2 Escutcheon, C4 Cylinder & C/F Turn

CODE

1197

WIN

1 OF 10 \$200

COLES Gift Vouchers per state*

HINGED DOOR HARDWARE

dormakaba



DESCRIPTION

950 Lock Body 37mm Bolt,
incl. 2 Escutcheon, C4 Cylinder & C/F Turn

CODE

1198

dormakaba



DESCRIPTION

951 Lock Body 29mm Hook Bolt,
incl. 2 Escutcheon, C4 Cylinder & C/F Turn

CODE

1199



DESCRIPTION

2000 Series Door Closer - Standard / Parallel (Silver)

CODE

1060

2000 Series Door Closer - Standard / Parallel with
Back Check (Silver)

1061



DESCRIPTION

Floor Mounted Door Stop (Satin Chrome)

CODE

1059



Cylinder or Escutcheon
Not Included

DESCRIPTION

3540F Series Single Action Cylinder & Lever
- 22mm Bolt

CODE

1150

3541F Series Single Cylinder & Lever - 28mm Bolt

1151

3542F Series Single Cylinder & Lever - 35mm Bolt

1152

3540F Mortice Lock Escutcheon & Retaining Clip

1150-ESC



DESCRIPTION

Short Backset Mortice Lock - 22mm Cylinder &
Turn

CODE

1180

Short Backset Mortice Lock - 22mm Double Cylinder


1181

Short Backset Mortice Lock - 36mm Backset
Cylinder & Turn

1182

Short Backset Mortice Lock - 36mm Backset
Double Cylinder

1183



DESCRIPTION

Short Backset Mortice Lock - 29mm Cylinder & Turn
with Strikebox

CODE

1184

Short Backset Mortice Lock - 29mm Double
Cylinder with Strike Box

1185



DESCRIPTION

Snib Adapter

CODE

1103-ADP



DESCRIPTION

4905/70 Internal Plate & Level (SCP)

CODE

1101



DESCRIPTION

4901/70 Internal Plate & Level (SCP)

CODE

1102

HINGED DOOR HARDWARE



DESCRIPTION

4904/70 Internal Plate & Lever with Turn (SCP)

CODE

1103



DESCRIPTION

4800 External Plate with Cylinder Hole (SCP)

CODE

1104



DESCRIPTION

4801/70 External Plate with Cylinder Hole (SCP)

CODE

1105



DESCRIPTION

Optimum 2 Point Lock - Body Only
(30mm Backset - 24mm Bolt)

CODE

1141



DESCRIPTION

Strike - Standard - to suit 1411 Optimum Lock
(Stainless Steel)

CODE

1137



DESCRIPTION

Extended Multifold Strike
- to suit 1411 Optimum Lock Stainless Steel

CODE

1138



DESCRIPTION

Palladium Xtra Handle Entrance Set to Fit with
1141 (Black)

CODE

1142

Palladium Xtra Handle Entrance Set to Fit with
1141 (Satin Chrome)

1143



WIN 1 OF 10 \$200
COLES Gift Vouchers per state*



HINGED DOOR HARDWARE



DESCRIPTION

CODE

Euro Cylinder - 5 Pin 60mm Keyed Alike
- to suit 1141 Lock

1144

Euro Cylinder - 5 Pin 60mm Keyed Different
- to suit 1141 Lock

1145

Euro Cylinder - 5 pin 70mm Keyed Alike
- to suit 1141 Lock

1146



DESCRIPTION

CODE

Optimum / Palladium Kits (Black) - No Cylinder

1153

Optimum / Palladium Kits (Satin Pearl) - No Cylinder

1154

Yale



DESCRIPTION

CODE

Yale Size 3 - Standard Arm (60kg)

1069-3

Yale Size 4 - Standard Arm (80kg)

1069-4

Yale Size 5 - Standard Arm (100kg)

1069-5

Yale Size 2 - Parallel Arm (40kg)

1070-3

Yale Size 3 - Parallel Arm (60kg)

1070-4

Yale Size 4 - Parallel Arm (80kg)

1070-5



** Other Sizes
Available on Request

DESCRIPTION

CODE

Lockwood Size 3 - Non-hold Open Transom Closer

1074-3

Lockwood Size 4 - Non-hold Open Transom Closer

1074-4

Lockwood Size 3
- 90 Degree Hold Open Transom Closer

1077-3

Lockwood Size 4
- 90 Degree Hold Open Transom Closer

1077-4

Lockwood Size 3
- 105 Degree Hold Open Transom Closer

1078-3

Lockwood Size 4
- 105 Degree Hold Open Transom Closer

1078-4

Yale



Build-In Delayed Action
and Back Check.
Each Pack Contains "Z"
Parallel Bracket.

DESCRIPTION

CODE

Slide Arm Assembly (Size Range 2-6)

1071-02

Power Adjustable Door Closer (Size Range 2-6)

1071-01

dormakaba



DESCRIPTION

CODE

TS77 Standard Arm Size 2 - with Back Check (40kg)
Closer (Silver)

1072-2

TS77 Standard Arm Size 3 - with Back Check (60kg)
Closer (Silver)

1072-3

TS77 Standard Arm & Back Check Size 4 (80kg)
Closer (Silver)

1072-4

HINGED DOOR HARDWARE



DESCRIPTION

Hinge Wrap-Around (*Black*)

CODE

1030-BL

Hinge Wrap-Around (*White*)

1030-WH

Hinge Wrap-Around (*Clear-anodised*)

1030-CL



DESCRIPTION

Hinge Fast Fix Stainless Steel ST3

CODE

1040



Place an order of \$500 or more (ex GST)
for Allegion, Dormakaba, Anthony Innovations, Lockwood, Brio, Yale, Austral & ASSA ABLOY hardware products listed in this guide and
YOU'LL AUTOMATICALLY GO INTO THE DRAW TO WIN!

WIN 1 OF 10 \$200
COLES Gift Vouchers per state*



THE KLASSICVIEW RANGE of residential windows and doors are an ideal choice for modern architectural requirements, meeting the latest design trends and performance specifications. Perfect for residential dwellings, the KlassicView range can be incorporated into a variety of louvre, awning, double hung, sliding and multi-fold configurations.



THE CITYVIEW RANGE of commercial window and door systems is suitable for commercial and high end residential applications. This system can be incorporated into a variety of louvre, awning, double hung, sliding and multi-fold configurations by using a common framing system, which allows for a wide range of design options.



HARBOURVIEW is Darley's exterior folding door system and is widely used in high-rise residential and commercial applications. It comes with 25 customisable door configurations and can be configured for both inward and outward opening doors. It is an easy to maintain system, that comes in a variety of surface finishes and has been tested and approved by an independent NATA accredited laboratory.



THE CLIMATEGUARD RANGE of thermally broken window, door and framing systems are perfect for delivering optimal energy efficiency and comfort to commercial buildings. The thermal break in ClimateGuard consists of a plastic strip between the interior and exterior aluminium profiles, that reduces the flow of thermal energy throughout the aluminium frame.

NEW & IMPROVED

Darley Aluminium
website

Go to

www.darleyaluminium.com.au

to find ALL your...

TECHNICAL MANUALS

CAD DRAWINGS

BROCHURE & CATALOGUES

TECHNICAL SPECIFICATIONS

WERS RATINGS

PRODUCT VIDEOS

BOB THE FABRICATOR VIDEOS

and much more...



Sliding Doors

Want to bring more natural light into a room or extra space to your living room – why not install a sliding door. Available in either two, three or even four door combinations, Darley has a range of sliding doors available through our KlassicView, CityView and ClimateGuard range of doors.



PLEASE REFER TO PAGE 10 - 11

for all the hardware products you will need to fabricate a KlassicView, CityView and ClimateGuard Sliding Door.



DESCRIPTION

CODE

C4 5 Pin Cylinder Yarraview Keyed Alike
- Key #249 x 2

1268

C4 5 Pin Cylinder Yarraview Keyed Different
- Single Cylinder Only

1269

C4 5 Pin Cylinder Yarraview Keyed Alike
- in Pairs for Double Cylinders Lock

1269-KAP



DESCRIPTION

CODE

Onyx Lock-D Inner / Slim Outer
5 Pin Cylinder – Keyed Face Fix Strike

1252-BL

Onyx Lock-D Inner / Slim Outer
5 Pin Cylinder – Keyed Face Fix Strike

1252-SCA



DESCRIPTION

CODE

Verta Flush Pull

1015-BL

Verta Flush Pull

1015-SS



* When purchasing these products, please also order a 1268/1269 cylinder.



DESCRIPTION

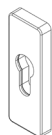
CODE

Yarraview Edge Sliding Door Lock (Black)*

1258-BL

Yarraview Edge Sliding Door Lock (Silver)*

1258-SCA



DESCRIPTION

CODE

Verta Euro Cylinder Escutcheon

1014-BL

Verta Euro Cylinder Escutcheon

1014-SS



DESCRIPTION

CODE

Verta Sliding Mortice Lock 28.5mm Backset (No Cylinder)

1113



DESCRIPTION

CODE

TraXtar Duo, High Performance - 110kg

1802



DESCRIPTION

CODE

TraXtar Quad Roller - 150kg

1808

SLIDING DOOR HARDWARE



DESCRIPTION

9017NA Roller - for Single Wheel Patio Door (40kg)

CODE

1800



DESCRIPTION

9017DNA Roller - for Dual Wheel Patio Door (80kg)

CODE

1801



DESCRIPTION

Fixed Panel Adjuster x 2

CODE

1803



DESCRIPTION

Roller for Heavy Duty Commercial Door Top Hung - 80kg

CODE

1809



DESCRIPTION

Roller for Heavy Duty Commercial Door Top Hung - 40kg

CODE

1810

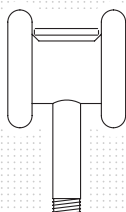


DESCRIPTION

Roller for Commercial Door Bottom Track - 40kg

CODE

1811

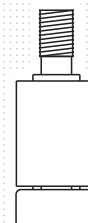


DESCRIPTION

Roller for Stacking Door Track - 80kg

CODE

1814



DESCRIPTION

Bottom Roller Guide Assembly

CODE

1815



DESCRIPTION

Roller Packer

CODE

1822





HARBOURVIEW Multifold DOOR SYSTEM

Darley's HarbourView Multi-fold door system is available in bottom rolling and top rolling options.

Perfect for a variety of applications including shopping centres, offices, showrooms and commercial buildings, as well as high-end residential developments and apartments.

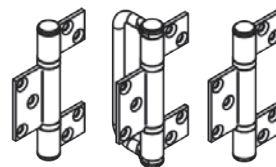
With self-cleaning rollers and highly adjustment hardware, the HarbourView Multi-fold door system provides users with a modern stylish design and smooth operation.

Designed and engineered in Australia, the HarbourView Multi-fold door system has been tested to and exceeds Australian Standard AS2047.



PLEASE REFER TO PAGE 12 - 15

for all the hardware products you will need to fabricate a HarbourView Multi-fold door system.



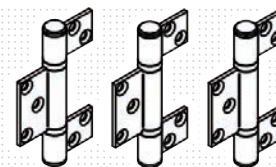
Brio

DESCRIPTION

Hinge Set - Open Out (Stainless Steel)

CODE

15300



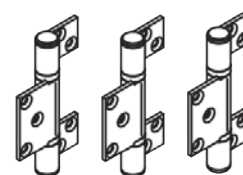
Brio

DESCRIPTION

Hinge Set - Open In (Stainless Steel)

CODE

15500



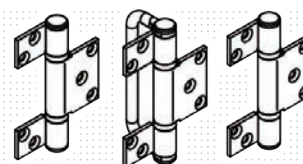
Brio

DESCRIPTION

Hinge Set Offset - Open In (Stainless Steel)

CODE

15600



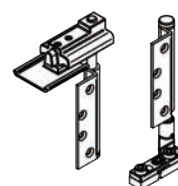
Brio

DESCRIPTION

Hinge Set Offset - Open Out (Stainless Steel)

CODE

15700



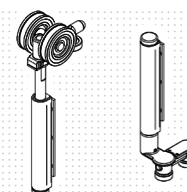
Brio

DESCRIPTION

100kg Pivot Set

CODE

15100



Brio

DESCRIPTION

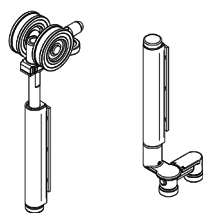
End Hanger Set (Stainless Steel) - 50kg

CODE

15250

MULTIFOLD DOOR HARDWARE

Brio




DESCRIPTION

End Hanger Set (Stainless Steel) - 100kg

CODE

15275

Brio



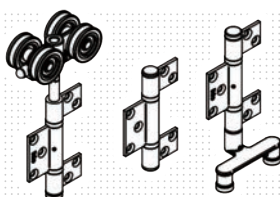
DESCRIPTION

Intermediate Hanger Set (Stainless Steel) - 100kg

CODE

15475

Brio



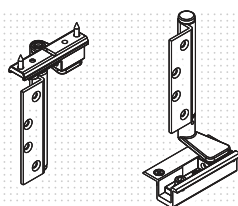
DESCRIPTION

Intermediate Hanger Set (Stainless Steel) - 50kg

CODE

15445

Brio



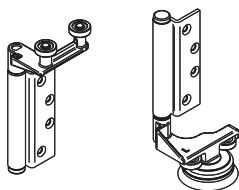
DESCRIPTION

Bottom Rolling Pivot Set - 80kg

CODE

15800

Brio



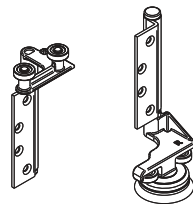
DESCRIPTION

Bottom Rolling End Guide Set (Left) - 80kg

CODE

15801

Brio



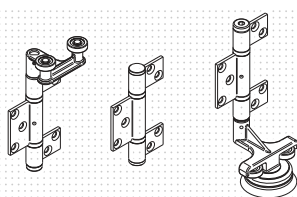
DESCRIPTION

Bottom Rolling End Guide Set (Right) - 80kg

CODE

15802

Brio



DESCRIPTION

Bottom Rolling Intermediate Guide Set - 80kg

CODE

15803

WIN

1 OF 10 \$200

COLES Gift Vouchers per state*

MULTIFOLD DOOR HARDWARE

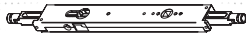


DESCRIPTION	CODE
Flushbolt Standard 600mm	1067
Flushbolt Standard 300mm	1066-SC
Flushbolt Standard 300mm	1066-BL



DESCRIPTION	CODE
Flushbolt Extension Rod only, 600mm - to suit 1066 Flushbolt	1066-ROD600
Flushbolt Extension Rod only, 900mm - to suit 1066 Flushbolt	1066-ROD900

Brio

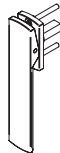


DESCRIPTION	CODE
286 Dual Point Lock Body	15141



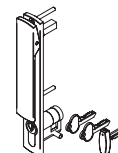
DESCRIPTION	CODE
Panic Bolt - Visible Fix Offset 300mm	1056
Panic Bolt - Visible Fix 300mm	1057

Brio



DESCRIPTION	CODE
286 Dual Point Non-Locking Handle (Satin Stainless Steel)	15142-SSS
286 Dual Point Non-Locking Handle (Zinc Black Powder Coated)	15142-Z-BL

Brio



DESCRIPTION	CODE
286 Dual Point Locking Handle (Satin Stainless Steel)	15143-SSS
286 Dual Point Locking Handle (Zinc Black Powder Coated)	15143-Z-BL

Brio




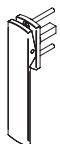
DESCRIPTION	CODE
286 Dual Point Rod Pack - 1.3m to 2.5m	15144A

Brio



DESCRIPTION	CODE
286 Dual Point Rod Pack - 2.5m to 3.5m	15144B

Brio


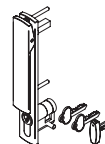


*Includes lock body, handle and rod.

DESCRIPTION	CODE
286 Dual Point Kit 2.5m Non-locking (Satin Stainless Steel)	15142-SSS-SK
286 Dual Point Kit 2.5m Non-locking (Zinc Black Powder Coated)	15142-ZBL-SK

KIT

Brio



*Includes lock body, handle and rod.

DESCRIPTION	CODE
286 Dual Point Kit 2.5m Locking (Stainless Steel)	15143-SSS-SK
286 Dual Point Kit 2.5m Locking (Zinc Black Powder Coated)	15143-ZBL-SK
286 Dual Point Kit 2.5m Locking (Zinc Satin Nickel)	15143-ZSN-SK

KIT

MULTIFOLD DOOR HARDWARE

Brio



DESCRIPTION

6mm 304 SS Rod - 6 metre (*Bottom Rolling*)

CODE

1699

Brio



DESCRIPTION

Stainless Steel Flush Bolts - Non-locking 400mm

CODE

15124

Stainless Steel Flush Bolts - Non-locking 600mm

15126

Stainless Steel Flush Bolts - Non-locking 900mm

15129

Stainless Steel Flush Bolts - Locking 400mm

15124L

Stainless Steel Flush Bolts - Locking 600mm

15126L

Stainless Steel Flush Bolts - Locking 900mm

15129L

Brio



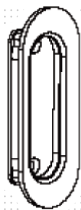
DESCRIPTION

Grub Screw 1/4" x 1/2" UNC CUP PNT - Set of 2

CODE

1699-GRUB

Brio



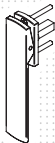
DESCRIPTION

Flush Pull (*Stainless Steel*)

CODE

15401

KIT



**Includes lock body, handle and rod.*

Brio

DESCRIPTION

286 Dual Point Kit 3.5m Non-locking (*Satin Nickel*)

CODE

15142-SN-SK35

286 Dual Point Kit 3.5m Non-locking (*Stainless Steel*)

15142-SSS-SK35

Brio



DESCRIPTION

Surround SSS to suit Flushbolt

CODE

15130



WIN

1 OF 10 \$200
COLES Gift Vouchers per state*



WIN 1 OF 10 \$200

COLES Gift Vouchers per state*



Place an order of \$500 or more (ex GST)
for Allegion, Dormakaba, Anthony Innovations, Lockwood, Brio, Yale, Austral & ASSA ABLOY hardware products and
YOU'LL AUTOMATICALLY GO INTO THE DRAW TO WIN!

Go to

www.darleyaluminium.com.au/hardware-promo

TERMS AND CONDITIONS

Promotion Period:

1st September until 16th October 2020

Rules of entry for competition:

Place an order of \$500 or more (ex GST) for Allegion, Dormakaba, Anthony Innovations, Lockwood, Brio, Yale, Austral & ASSA ABLOY hardware products listed in this guide and you'll automatically go into the draw to win.

***Win 1 of 10 \$200 Coles Group vouchers per state.**
(Eligible states include NSW, QLD, VIC & WA)

For more detailed Terms & Conditions go to
www.darleyaluminium.com.au/hardware-promo



Brio

dormakaba



To find out more

about KlassicView, CityView, Climateguard and HarbourView go to
www.darleyaluminium.com.au or contact your local Darley Aluminium branch using the contact details below.



New South Wales
(02) 8887 2888

sales@darleyaluminium.com.au

Victoria
(03) 9238 3888

salesvic@darleyaluminium.com.au

Queensland
(07) 3287 1888

salesqld@darleyaluminium.com.au

Western Australia
(08) 9437 2999

saleswa@darleyaluminium.com.au