





SECURITY DOOR & FLYSCREEN PRODUCTS

MEASUREMENT SHEET	18
GRILLES & MESH CALCULATION SHEET	19
PRODUCT FINISHES	20
GRILLES & DVA MESH	21
Single Diamond Grille	21
Small Diamond Grille	21
Double Diamond Grille	21
DVA One Way Mesh (Accepts DF012)	21
Heavy DVA Mesh (Accepts DF013)	21
HALF PANELS, STAINLESS STEEL MESH & GALVANIZED SHEET	22
Half Panel - Embossed.....	22
Stainless Steel Mesh - Grade 316.....	22
Galvanised Steel Sheet	22
1.6mm Mesh Fixing Bead.....	22
PERFORATED ALUMINIUM MESH	23
Perforated Aluminium Mesh - 1.6mm.....	23
Perforated Aluminium Fixing Beads.....	23
Perforated Mesh Specifications	23
COLONIAL CAST GRILLES	24
SCREEN DOOR & WINDOW SECTIONS	27
FLYSCREEN SECTIONS	33
PERFGUARD ALUMINIUM PERFORATED MESH SYSTEM	34
SCRENGUARD STAINLESS STEEL MESH SECURITY SYSTEM	36
Screnguard.....	36
Screnguard Sections	37
Screnguard Access® Fire Escape System	38
Screnguard Access® Sections	39
Screnguard Tooling & Components.....	40
Screnguard Residential Tooling.....	41
Miscellaneous	41
Screnguard Stainless Steel Mesh - Grade 316.....	42
Care and Maintenance	43
Screnguard Powawash.....	43

MEASUREMENT SHEET

Customer Name: Date: / /

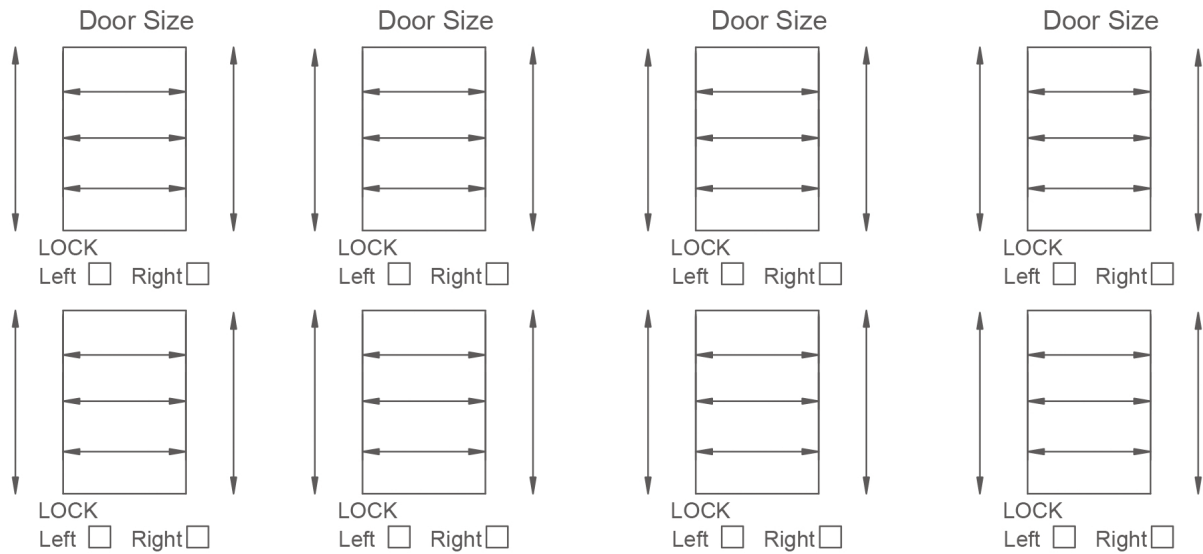
Address:

Phone (H) Phone (H) Phone (H)

Date Install Due: Pick Up \$ Cash Cheque

Misc.

Work Sheet	Security Door	Security Door	Sliding	Fly Door	Security Grille
GRILLE:	COLOUR:		TYPE:		No.
FRAME:	COLOUR:		TYPE:		
LOCK TYPE:	Tasman <input type="checkbox"/> Leichhardt <input type="checkbox"/> Triple Lock <input type="checkbox"/> Other _____ <input type="checkbox"/>				
ACCESSORIES:	Door Closer <input type="checkbox"/> Bugstrip <input type="checkbox"/> Interlock <input type="checkbox"/> One Way Mesh <input type="checkbox"/> Half Panel <input type="checkbox"/>				
	Stepout Door Jamb <input type="checkbox"/> Stop Bead <input type="checkbox"/> Dog Door <input type="checkbox"/> Key No.#				



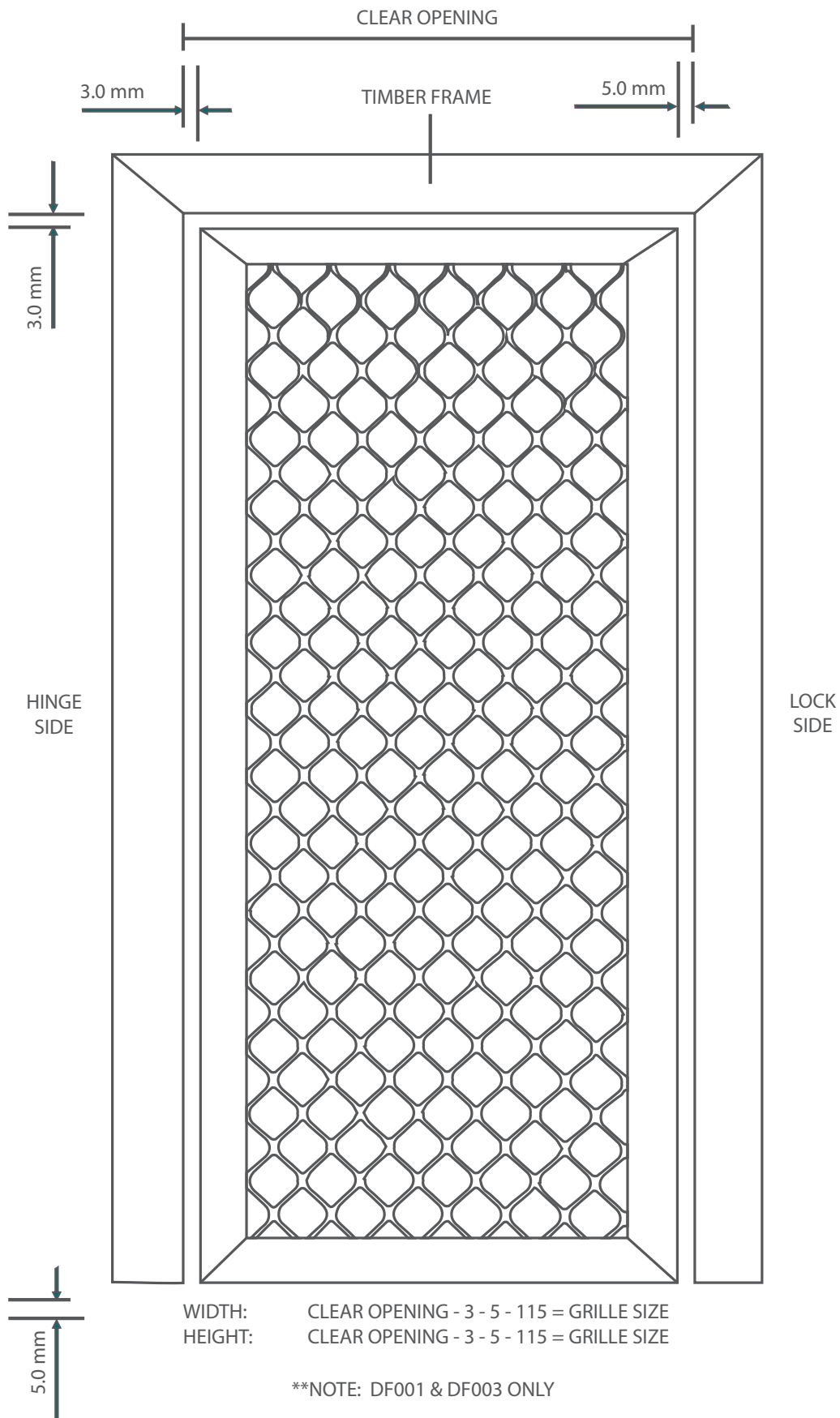
FLY SCREEN SIZES

9mm 11mm

No.		(H)	(W)
	OFF		
	OFF		
	OFF		
	OFF		
	OFF		
	OFF		
	OFF		
	OFF		






































No.		(H)	(W)
	OFF		
	OFF		
	OFF		
	OFF		
	OFF		
	OFF		
	OFF		
	OFF		

GRILLES & MESH CALCULATION SHEET



PRODUCT FINISHES

APPLICABLE TO SECURITY PRODUCTS ONLY

POWDERCOATED FINISHES			SYDNEY	BRISBANE	PERTH	MELBOURNE
	ANOTEC DARK GREY	ADG	N/A	N/A	1	1
	ANOTEC OFF WHITE	AOW	N/A	2	N/A	N/A
	ANODIC NATURAL MATT	AMN	N/A	1	N/A	N/A
	ANODIC DARK GREY	AD	N/A	N/A	1	
	APO GREY	APO	2	N/A	N/A	1
	CHARCOAL GLOSS	CG	2	N/A	N/A	N/A
	CHARCOAL LUSTRE	CHL	N/A	N/A	2	N/A
	CUSTOM BLACK	CB	1	1	1	1
	DEEP OCEAN SATIN	DO, DOS	2	2	N/A	1
	DOESKIN	DOE	N/A	N/A	1	2
	DUNE MATT	DUN	1	N/A	N/A	2
	DUNE SATIN	DUS	N/A	2	N/A	N/A
	JASPER MATT	JAM	1	N/A	N/A	N/A
	JASPER SATIN	JAS	N/A	2	N/A	1
	HAMERSLEY BROWN	HB	1	1	1	1
	HAWTHORN GREEN	HG	N/A	N/A	N/A	1
	MAGNOLIA	MA	N/A	N/A	1	1
	MIST GREEN	MG	N/A	N/A	N/A	1
	MONUMENT SATIN	MON	N/A	N/A	N/A	1
	MONUMENT MATT	MM	1	1	N/A	N/A
	NOTRE DAME	ND	2	N/A	N/A	2
	PRIMROSE	PR	1	1	N/A	1
	PAPERBARK	PBK	2	2	N/A	1
	PEARL WHITE	WH	1	1	1	1
	POTTERY	POT	N/A	N/A	N/A	1
	PRECIOUS SILVER KINETIC	PSK	N/A	2	N/A	N/A
	SURFMIST	SM	1	1	N/A	1
	SILVER LUSTRE	SLU	N/A	N/A	2	N/A
	STONE BEIGE	SB	1	1	N/A	1
	ULTRA SILVER GLOSS	USG	1	2	2	N/A
	WHITE BIRCH	WB	1	1	1	1
	WOODLAND GREY	WG	2	1	N/A	1
	WHITE LUSTRE	WLU	N/A	N/A	2	N/A
ANODISED FINISHES						
	CLEAR ANOD	CL	1	1	1	1
	BRONZE ANOD (MEDIUM)	BZ	1	N/A	N/A	1
	BRONZE ANOD (LIGHT)	LBZ	N/A	1	1	N/A
WOODGRAIN COLOURS						
	WESTERN RED CEDAR	WRC	POA - Price and stock available on request.			

1 = Category 1 colours.


2 = Category 2 colours.




Please check with your local branch for stock availability.

GRILLES & DVA MESH

SINGLE DIAMOND GRILLE

CODE	SIZE (MM)	GROUP ID	LOCATION		CODE	SIZE (MM)	GROUP ID	LOCATION
SG7020	705 x 2050	2301	N Q	 <p>7mm Diamond Grille</p>	SG9224	920 x 2400	2301	N Q V
SG7520	750 x 2050	2301	N Q V W		SG9230	920 x 3000	2301	N Q W
SG7524	750 x 2400	2301	N Q V		SG9260	920 x 6000	2301	Q W
SG7530	750 x 3000	2301	N Q W		SG1120	1100 x 2000	2301	N Q
SG7560	750 x 6000	2301	Q W		SG1220	1250 x 2050	2301	N Q V W
SG8220	830 x 2000	2301	N Q V		SG1224	1250 x 2400	2301	N Q V
SG8224	830 x 2450	2301	Q		SG1230	1250 x 3000	2301	N Q V
SG9220	920 x 2050	2301	N Q V W		SG1260	1250 x 6000	2301	Q W


SMALL DIAMOND GRILLE

CODE	SIZE (MM)	GROUP ID	LOCATION	
SDG942 - 20	942 x 2000	2302	Q	
SDG942 - 24	942 x 2400	2302	Q	
SDG1160 - 20	1160 x 2000	2302	Q	
SDG1160 - 24	1160 x 2400	2302	Q	


DOUBLE DIAMOND GRILLE

CODE	SIZE (MM)	GROUP ID	LOCATION	
DG9720	970 x 2050	2401	N V	
DG9723	970 x 2370	2401	N V	
DG1123	1170 x 2370	2401	N V	

DVA ONE WAY MESH (ACCEPTS DF012)


CODE	SIZE (MM)	GROUP ID	LOCATION	
DVA7520	750 x 2000	2501	N V	
DVA9022	900 x 2200	2501	N V	
DVA1222	1200 x 2200	2501	N V	

HEAVY DVA MESH (ACCEPTS DF013)



CODE	SIZE (MM)	GROUP ID	LOCATION	
HDVA7520	750X2000	2501	N Q V W	
HDVA7524	750X2400	2501	N Q V W	
HDVA9020	900X2000	2501	N Q V W	
HDVA9024	900X2400	2501	N Q V W	
HDVA1220	1200X2000	2501	N Q V W	
HDVA1224	1200X2400	2501	N Q V W	

HALF-PANELS, STAINLESS STEEL MESH & GALVANISED SHEET

HALF PANEL - EMBOSSED

	CODE	SIZE (MM)	GROUP ID	LOCATION
	HPE7510	750 x 1000	2601	N W

STAINLESS STEEL MESH - GRADE 316


	CODE	SIZE (MM)	FINISH	GROUP ID	LOCATION
	MAJOR SIZE				
	AU01 - 7520	750 x 2000	Black	2802	N Q V W
	AU01 - 7524	750 x 2400	Black	2802	N Q V W
	AU01 - 7530	750 x 3000	Black	2802	N W Q
	AU01 - 9020	900 x 2000	Black	2802	N Q V W
	AU01 - 9024	900 x 2400	Black	2802	N Q V W
	AU01 - 9030	900 x 3000	Black	2802	N W Q
	AU01 - 1220	1200 x 2000	Black	2802	N Q V W
	AU01 - 1224	1200 x 2400	Black	2802	N Q V W
	AU01 - 1230	1200 x 3000	Black	2802	N W Q
	AU01 - 1520	1500 x 2000	Black	2802	N Q V W
	AU01 - 1524	1500 x 2400	Black	2802	N Q V W
	AU01 - 1530	1500 X 3000	Black	2802	Q
	OFF-CUT SIZES* 				
	AU01 - 7510	750 x 1000	Black	2802	N W
	AU01 - 7512	750 x 1200	Black	2802	N Q W
	AU01 - 7515	750 x 1500	Black	2802	N Q V W
	AU01 - 9010	900 x 1000	Black	2802	N W
	AU01 - 9012	900 x 1200	Black	2802	N Q W
	AU01 - 9015	900 x 1500	Black	2802	N Q V W
	AU01 - 1210	1200 x 1000	Black	2802	N W
	AU01 - 1212	1200 x 1200	Black	2802	N Q
	AU01 - 1215	1200 x 1500	Black	2802	N Q W
	AU01 - 1515	1500 x 1500	Black	2802	N Q W

Hole Aperture
= 1.64mm x 1.64mm

Strand Size
= 0.8mm

Airflow Open Area
= 42%

GALVANIZED STEEL SHEET

	CODE	SIZE (MM)	FINISH	GROUP ID	LOCATION
	GG21-7520	750 x 2000	Black	3201	N V
	GG21-7524	750 x 2400	Black	3201	N V
	GG21-9020	900 x 2000	Black	3201	N V
	GG21-9024	900 x 2400	Black	3201	N V
	GG21-1220	1200 2000	Black	3201	N V
	GG21-1224	1200 x 2400	Black	3201	N V
	GG21-1524	1500 x 2400	Black	3201	N V

Hole Aperture
= 1.64mm x 1.64mm

1.6MM MESH FIXING BEAD


	CODE	DESCRIPTION	LENGTH	FINISH	GROUP ID	LOCATION
	DF012	1.6mm Mesh Fixing Bead Suits DF001 / WF001 / WF002	3.10m	Black	2131	N Q V W

 Please check with your local branch for stock availability.

PERFORATED ALUMINIUM MESH

PERFORATED ALUMINIUM MESH - 1.6MM

CODE	SIZE(MM)	FINISH	GROUP ID	LOCATION
PM16 - 7520	750 x 2000	Black	3401	N Q V W
PM16 - 7524	750 x 2400	Black	3401	N Q V W
PM16 - 9020	900 x 2000	Black	3401	N Q V W
PM16 - 9024	900 x 2400	Black	3401	N Q V W
PM16 - 1220	1200 x 2000	Black	3401	N Q V W
PM16 - 1224	1200 x 2400	Black	3401	N Q V W
PM16 - 1230	1200 x 3000	Black	3401	W
PM16 - 1520	1500 x 2000	Black	3401	N V W
PM16 - 1524	1500 x 2400	Black	3401	N V W
PM16 - 1530	1500 x 3000	Black	3401	W
PM16 - 9030	900 x 3000	Black	3401	W



Hole Aperture
= 2mm x 2mm

Airflow Open Area
= 40%

PERFORATED ALUMINIUM FIXING BEADS

CODE	DESCRIPTION	LENGTH	FINISH	GROUP ID	LOCATION	
PSH-001	1.6mm - 2.0mm Perforated Sheet Fixing Bead Suits DF001 / WF001 / WF002	3.10m	Black	2131	N Q V W	
DF013	3.0mm Heavy DVA Perforated Sheet Fixing Bead Suits DF001 / WF001 / WF002	3.10m	Black	2131	N Q V W	
DF012	1.6mm Mesh Sheet Fixing Bead Suits DF001 / WF001 / WF002	3.10m	Black	2131	N Q V W	


PERFORATED MESH SPECIFICATIONS

SHEET THICKNESS	FINISH	HOLE SIZE	OPEN AREA	
1.6mm	Black Powdercoat	2mm	40%	



Please check with your local branch for stock availability.

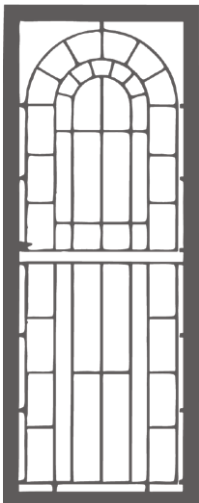
COLONIAL CAST GRILLES



COLONIAL CASTINGS

EST 1947

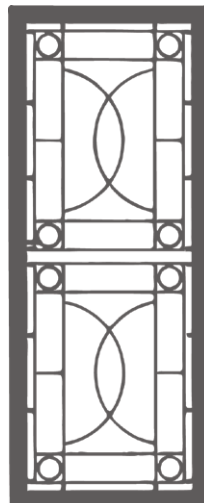
UNIQUELY CRAFTED SECURITY DOORS



SP13AB



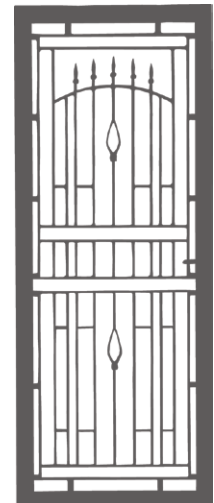
SP14S/SP15B



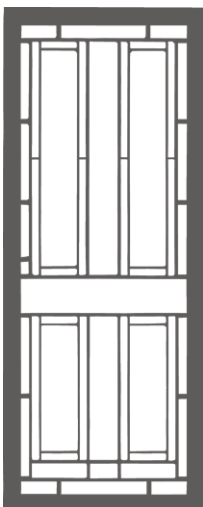
SP17
2 per door



SP18AB




SP29AB




SP34AB



SP37AB



SP44AB



SP45AB

*Standard Colours: As per colour range supplied by Colonial Castings.

Sizes exclude lugs, unless specified otherwise.




See purchasing for lug sizes.

COLONIAL CAST GRILLES



SP50AB




SP51AB



SP52
2 per door



SP53
2 per door



SP55
2 per door




SP56
2 per door



SP61BO



SP61RJ



SP62RO



SP62RJ



Please check with your local branch for stock availability.

COLONIAL CAST GRILLES

CODE	DESCRIPTION	GROUP ID
SP13A	790 x 1070mm with lugs	2701
SP13B	790 x 770mm with lugs	2701
SP17	615 x 900mm	2701
SP18A	495 x 1065mm with lugs	2701
SP18B	495 x 765mm with lugs	2701
SP29A	618 x 995mm	2701
SP29B	618 x 776mm	2701
SP34A	616 x 1000mm	2701
SP34B	616 x 695mm	2701
SP37A	784 x 1090mm with lugs	2701
SP37B	784 x 872mm with lugs	2701
SP44A	618 x 1000mm	2701
SP44B	618 x 699mm	2701
SP45A	388 x 1000mm Side Lite	2701
SP45B	388 x 700mm Side Lite	2701
SP50A	965 x 616mm	2701
SP50B	745 x 616mm	2701
SP51A	788 x 1066mm	2701
SP51B	788 x 768mm	2701
SP52	786 x 968mm with lugs	2701
SP53	786 x 968mm with lugs	2701
SP55	788 x 968mm with lugs	2701
SP56	788 x 968mm with lugs	2701
SP57A	788 x 1070mm with lugs	2701
SP57B	788 x 767mm with lugs	2701
SP61BO	Upper panel: 785mm x 1135mm, Lower panel: 785mm x 695mm, with lugs	2701
SP61RJ	Upper panel: 785mm x 1135mm, Lower panel: 785mm x 695mm, with lugs	2701
SP62RJ	Upper panel: 785mm x 1135mm, Lower panel: 785mm x 695mm, with lugs	2701
SP62RO	Upper panel: 785mm x 1135mm, Lower panel: 785mm x 695mm, with lugs	2701
SP8	614 x 614mm	2701

*Standard Colours: As per colour range supplied by Colonial Castings.


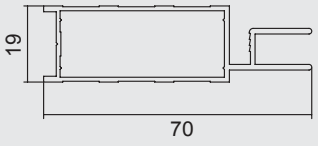

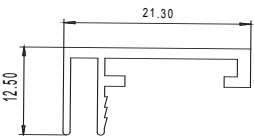

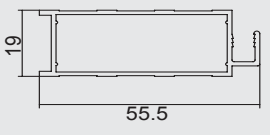

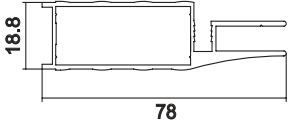

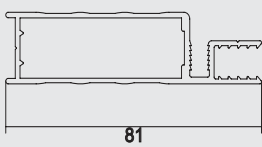

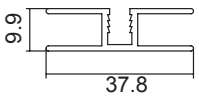

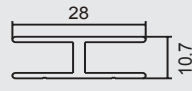

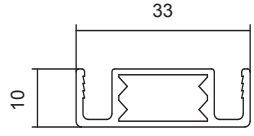

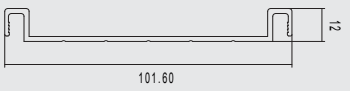
Sizes exclude lugs, unless specified otherwise.

See purchasing for lug sizes.



Please check with your local branch for stock availability.

SCREEN DOOR & WINDOW SECTIONS

CODE	DESCRIPTION	LGTH.	FINISH	GROUP ID	LOC.	
DF001	Standard Security Door Frame (7mm)  2650, 2651, 2652	6.0m	M/F P/C WRC	2106	N V W	
		6.3m	M/F P/C WRC	2106	Q	
DF007	Frame Cover to Suit DF001 	3.1m	C/Black	2106	N Q V W	
DF006	Extruded Flydoor Frame  2650, 2651, 2652	6.0m	M/F P/C	2111	N V W	
		6.3m	M/F P/C	2111	Q	
DF003	Heavy Duty Door Frame (7mm)  2650, 2651, 2652	6.0m	M/F P/C WRC	2111	N V W	
DF20	Security Door Frame  2654	6.0m	M/F P/C	2111	N W	
SH003	7mm Joining Mould (with Spline Channel) 	6.0m	M/F P/C	2116	N Q V W	
SH004	Joiner (without Spline Channel) 	6.0m	M/F P/C	2116	N Q	
SH005	Extruded Flydoor Midrail  2663, 2660, 2661	6.0m	M/F P/C	2116	N Q	
SH006	Flydoor Midrail 	6.0m	M/F P/C	2116	W	

*M/F: Mill Finish

*P/C: Powdercoated Finish



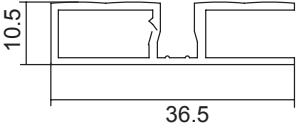


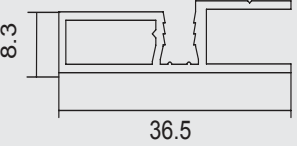





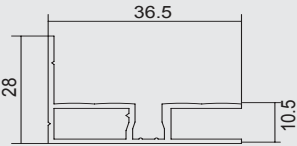


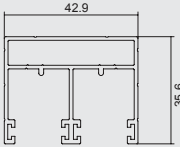


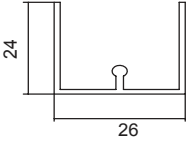

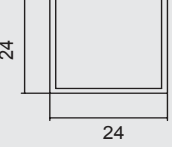

*WRC: Western Red Cedar

  Key hardware.



Please check with your local branch for stock availability.

SCREEN DOOR & WINDOW SECTIONS

	CODE	DESCRIPTION	LGTH.	FIN.	GROUP ID	LOC.
	2700**	PVC J-Bead 2.7m  **Specify finish: Black -BL, Brown-BR, Bronze-BZ, Primrose-PR, White -WH.	2.7m	Box Qty 50	6158	N Q V W
	WF001	Security Window Frame 11mm  2663, 2660, 2661 	6.0m	M/F Cat.1	2121	N Q W
	WF002	Security Window Frame 9mm   2662	6.0m	M/F Cat.1	2126	N Q W
	WF003	Security Window Frame 11mm   2660	6.0m	M/F Cat.1	2126	W
	WF004	Security Window Frame 11mm with Fixing Leg   2660	6.0m	M/F Cat.1	2126	N Q W
	CODE	DESCRIPTION	LGTH.	FINISH	GROUP ID	LOC.
	DT3020	Easy Slide Servery Window Track Fits with WF001 / AU01002   1710, 2675-CNR, 2686	6.5m	M/F Cat.1	2141	Q
	DT3221	Top & Bottom Sliding Track 	6.5m	M/F Cat.1	2141	N Q V W
	DT3223	U Channel 24 x 24 x 1.2mm 	6.5m	M/F Cat.1	2141	N Q V W

*M/F: Mill Finish

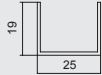
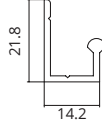
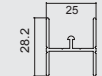
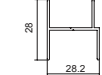
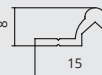

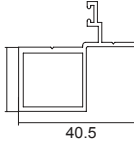


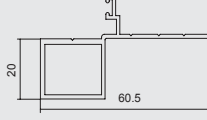
*Cat1: Category 1 colours including powdercoated & anodised finishes stocked at your local branch as indicated on page 20.

*WRC: Western Red Cedar

  Key hardware.

 Please check with your local branch for stock availability.

SCREEN DOOR & WINDOW SECTIONS

CODE	DESCRIPTION	LGTH.	FINISH	GROUP ID	LOC.	
DT3192	U Channel 19 x 24 x 1.2mm	6.5m	M/F* Cat.1* WRC*	2141	N, Q V, W	
DT3231	J Track	4.3m	M/F* Cat.1* WRC*	2141	Q, V W	
		4.8m	M/F* Cat.1*	2141	N Q*	
DT3333	Door Track	6.5m	M/F* Cat.1* WRC*	2141	N, Q V	
DT3344	Door Jamb / Offset H Receiver	6.5m	M/F* Cat.1* WRC*	2141	N, Q V, W	
DT3232	Pip Track	4.3m	M/F* Cat.1* WRC*	2141	Q, V W	
		4.8m	M/F* Cat.1*	2141	N* Q	
DJ3250	Enclosed Jamb Adaptor Small  2691, 1705, 1710, 1601	5.1m	M/F* Cat.1* WRC*	2136	N, V W	
		5.4m	M/F* Cat.1* WRC*	2136	Q	
DJ3260	Enclosed Jamb Adaptor   2691, 1705, 1710, 1601	5.1m	M/F* Cat.1*	2136	N, V W	
		5.4m	M/F* Cat.1*	2136	Q	

SCREENFOLD FRAME SECTIONS

CODE	DESCRIPTION	LGTH.	FINISH	GROUP ID	LOC.	
TJ701	76mm Main Frame Fits with TJ705/706/735/704	6.5m	M/F* Cat.1*	8201 8202 8201	Q, V W	
TJ705	76mm Flush Adaptor Fits with TJ701/702/718	6.5m	M/F* Cat.1*	8201 8202 8201	Q, V W	
TJ735	35mm Door Stop. Fits with TJ701/704  1720	6.5m	M/F* Cat.1*	8201 8202 8201	Q, V W	
TJ787	Screenfold Sill 76mm	6.0m	M/F* Cat.1*	8201	N* V	
TJ789	Screenfold Head 76mm	6.0m	M/F* Cat.1*	8201	N* V	

*M/F: Mill Finish

*Cat1: Category 1 colours including powdercoated & anodised finishes stocked at your local branch as indicated on page 20.

*WRC: Western Red Cedar

 Key hardware.



Please check with your local branch for stock availability.

SCREEN DOOR & WINDOW SECTIONS

	CODE	DESCRIPTION	LGTH.	FINISH	GROUP ID	LOC.
	DI3214	Heavy Duty 3mm Offset Interlock	4.3m	M/F Cat.1	2146	W
	DI3224	7mm Offset Interlock	4.3m	M/F, Cat.1 WRC	2146	V W
			4.8m	M/F, Cat.1 WRC	2146	N Q
	DT3206	7mm Offset Interlock Extended	4.3m	M/F Cat.1	2141	W
	DT3207	Corner Receiver	5.4m	M/F Cat.1	2141	N, Q V, W
	SD626	10mm Offset Interlock	6.5m	M/F, Cat.1 WRC	10401 10401	N, Q V, W
	DI3225	Frame Interlock(Female)	4.3m	M/F, Cat.1 WRC	2146	V W
			4.8m	M/F, Cat.1 WRC	2146	N Q
	DI3216	Heavy Duty Frame Interlock	4.3m	M/F Cat.1	2146	W
	DI3228	Flat Interlock	4.3m	M/F, Cat.1 WRC	2146	V W
			4.8m	M/F, Cat.1 WRC	2146	N Q
	DI3229	3mm Offset Interlock	4.3m	M/F, Cat.1 WRC	2146	V W
			4.8m	M/F, Cat.1 WRC	2146	N* Q
	DI3215	Heavy Duty Flat Interlock	4.3m	M/F, Cat.1 WRC	2146	W
	SWD037	Patio Door Fly Door Interlock 1675	5.4m	M/F Cat.1	10801	N, Q V, W

*M/F: Mill Finish


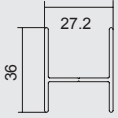

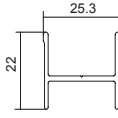

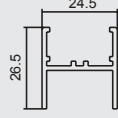

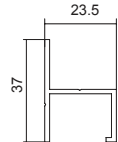


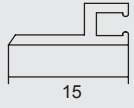


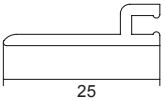


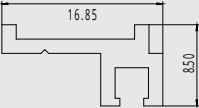

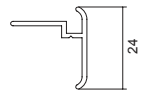

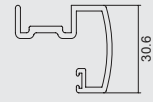

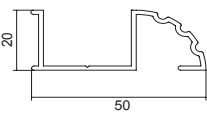


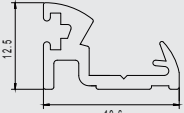
*Cat1: Category 1 colours including powdercoated & anodised finishes stocked at your local branch as indicated on page 20.

*WRC: Western Red Cedar

Key hardware.

Please check with your local branch for stock availability.

SCREEN DOOR & WINDOW SECTIONS

CODE	DESCRIPTION	LGTH.	FINISH	GROUP ID	LOC.	
DT3202	Large H 	6.5m	M/F Cat.1	2141	N, Q V, W	
DT3204	H - Receiver Light Duty 	6.5m	M/F Cat.1 WRC	2141	N, Q V, W	
DT3205	H - Receiver Heavy Duty 	6.5m	M/F Cat.1	2141	N, Q W	
DT3203	Top Track Adaptor 	6.5m	M/F Cat.1	2141	N, Q V	
DB3222	Standard 15mm Bug Strip Retainer 40 p/bundle  2590, 2600, 2610, 2620 	4.3m	M/F Cat.1 WRC	2151	V W	
		4.8m	M/F Cat.1 WRC	2151	N Q	
DB3227	25mm Bug Strip Retainer 20 p/bundle  2590, 2600, 2610, 2620 	4.3m	M/F Cat.1	2151	N, Q V, W	
DB3223	Under Door Bug Strip Retainer  2590, 2600, 2610 	4.3m	Black	2151	N, Q V, W	
DT3226	T Section Double Door 	4.3m	M/F Cat.1	2141	N, Q V, W	
DT3236	Double Door Cover Heavy Duty 	4.3m	M/F Cat.1	2141	N, Q V, W	
DT3552	Top Hung Bottom Track 	6.5m	M/F Cat.1	2141	N W	
TJ773	Plant On Door Stop  1600, 1601, 1675 	6.5m	M/F CL/ANOD	9701 9702	N V	

*M/F: Mill Finish

*Cat1: Category 1 colours including powdercoated & anodised finishes stocked at your local branch as indicated on page 20.

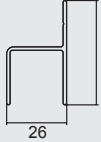

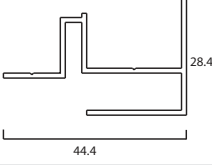

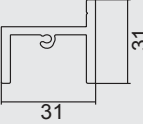

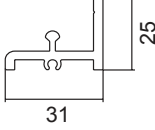

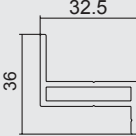

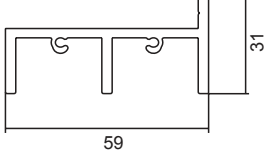

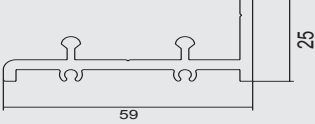

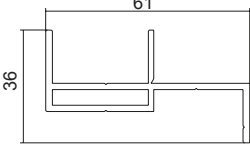

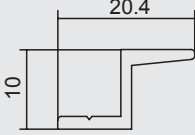

*WRC: Western Red Cedar

  Key hardware.



Please check with your local branch for stock availability.

SCREEN DOOR & WINDOW SECTIONS

	CODE	DESCRIPTION	LGTH.	FINISH	GROUP ID	LOC.
	DT3219	Security Top Track 	6.5m	M/F Cat.1	2141	W
	DJ3271	J Jamb Adaptor 	4.3m	M/F Cat.1	2136	W
	SD421	Single Fly Door Head Face Fix 	6.5m	M/F CL/ ANOD	10401 10402	N Q V W
	SD422	Single Fly Door Sill Face Fix 	6.5m	M/F CL/ ANOD	10401 10402	N Q V W
	SD425	Single Fly Door Jamb Face Fix 	6.5m	M/F CL/ ANOD	10401 10402	N Q V W
	SD621	Double Fly Door Head Face Fix 	6.5m	M/F CL/ ANOD	10401 10402	N Q V W
	SD622	Double Fly Door Sill Face Fix 	6.5m	M/F CL/ ANOD	10401 10402	N Q V W
	SD625	Double Fly Door Jamb Face Fix 	6.5m	M/F CL/ ANOD	10401 10402	N Q V W
	SD626	10mm Interlock 	6.5m	Cat.1	10401 10402	N Q V W

*M/F: Mill Finish


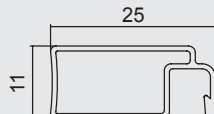

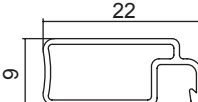

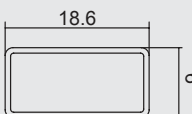

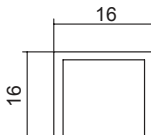

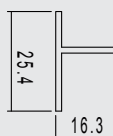

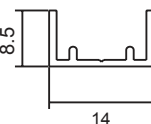

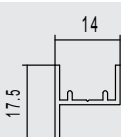

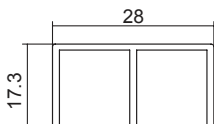

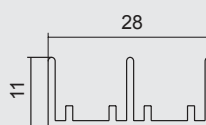


*Cat1: Category 1 colours including powdercoated & anodised finishes stocked at your local branch as indicated on page 20.

*WRC: Western Red Cedar

 Key hardware.

 Please check with your local branch for stock availability.

FLYSCREEN SECTIONS

CODE	DESCRIPTION	LGTH.	FINISH	GROUP ID	LOC.	
HFF180	Extruded Fly Frame 25 x 11mm  2680, 2506	5.0m	M/F Cat.1 WRC	2201	N Q V W	
HFF181	Extruded Fly Frame 21 x 9mm  2673, 2504	5.0m	M/F Cat.1	2201	N Q V W	
HFF184	Extruded Spreader Bar  2820	5.0m	M/F Cat.1	2206	N Q V W	
DT3355	Single Top Track 	6.5m	M/F Cat.1 WRC	2210	N Q V W	
DT3557	Face Fix Single Top Track 	6.5m	M/F Cat.1	2210	Q	
DT3553	Single Bottom Track 	6.5m	M/F Cat.1	2210	N Q V W	
DT3558	Face Fix Single Bottom Track 	6.5m	M/F Cat.1	2210	Q	
DT3354	Double Top Track 	6.5m	M/F Cat.1	2210	N Q V	
DT3353	Double Bottom Track 	6.5m	M/F Cat.1 WRC	2210	N Q V	
DT3356	Flyscreen Skirting Chainwinder Adaptor 	6.5m	M/F Cat.1	2210	N V	

*M/F: Mill Finish

*Cat1: Category 1 colours including powdercoated & anodised finishes stocked at your local branch as indicated on page 20.

*WRC: Western Red Cedar

  Key hardware.

 Please check with your local branch for stock availability.



ALUMINIUM PERFORATED MESH SYSTEM



The system has been successfully tested by a NATA accredited laboratory to ensure compliance with the latest Australian standard AS5039.



Dynamic Impact Test



Knife Shear Test



Pull Test



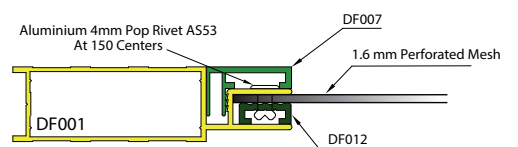
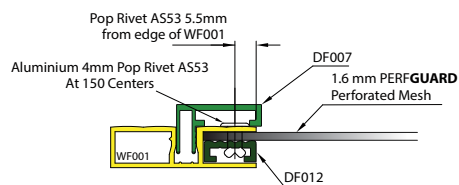
Probe Test



Jemmy Test

PERFGUARD PRODUCT OPTIONS

- Hinged Door
- Sliding Door
- Fixed Window
- Fire Escape Window
- Patio Enclosure



CODE	DESCRIPTION	LGTH.	FINISH	GROUP ID	LOC.	
DF001	Standard Security Door Frame (7mm) 2650, 2651, 2652	6.0m	M/F Cat.1 WRC	2106	N V W	
		6.3m	M/F Cat.1 WRC	2106	Q	
DF007	Frame Cover to Suit DF001	3.1m	C/Black	2106	N Q V W	
WF001	Security Window Frame 11mm 2660, 2661, 2663	6.0m	Cat.1 WRC	2121	N Q V W	
PSH-001	1.6-2.0mm Perforated Sheet Fixing Bead	3.10m	Black	2131	N Q V W	
DF012	1.6mm Perforated Sheet Fixing Bead 4R-D53AS	3.10m	Black	2131	N Q V	
4R-D53AS	Rivet AS-53 Dome Head	1000 Box Qty	M/F	23501	Q V W	

PERFORATED ALUMINIUM MESH - 1.6MM

CODE	SIZE(MM)	FINISH	GROUP ID	LOCATION	
PM16 - 7520	750 x 2000	Black	3401	N Q V	 Hole Aperture = 2mm x 2mm
PM16 - 7524	750 x 2400	Black	3401	N Q V	
PM16 - 9020	900 x 2000	Black	3401	N Q V	
PM16 - 9024	900 x 2400	Black	3401	N Q V	
PM16 - 1220	1200 x 2000	Black	3401	N Q V	
PM16 - 1224	1200 x 2400	Black	3401	N Q V W	
PM16 - 1230	1200 x 3000	Black	3401	W	
PM16 - 1520	1500 x 2000	Black	3401	W	
PM16 - 1530	1500 x 3000	Black	3401	W	
PM16 - 9030	900 x 3000	Black	3401	W	

*M/F: Mill Finish

*Cat1: Category 1 colours including powdercoated & anodised finishes stocked at your local branch as indicated on page 20.

*WRC: Western Red Cedar

Key hardware.

Please check with your local branch for stock availability.



Stainless Steel Mesh Security System

SCREENGUARD

The ScreenGuard™ Stainless Steel Security Mesh System for windows and doors is designed to protect your family and your view.

No longer do you need to look at unsightly grills, bars or other obstructions that spoil your view. Enjoy the finest in security screens with ScreenGuard 316 stainless steel mesh protection.

ScreenGuard aluminium frames are made of T6 extruded aluminium with 316 marine grade stainless steel mesh, that provides strength, protection and quality. The aluminium is a high quality finish using state-of-the-art equipment.

The anti-corrosion stainless steel wire mesh is coated with a specialised UV protective coating that provides a clear long lasting finish.

ScreenGuard's patented security system, meets and exceeds Australian standard AS 5039-2008.

The ScreenGuard range consists of:

- Hinged door
- Sliding door
- Windows
- Multi-fold door
- Fixed door
- Fire Escape ACCESS Window System
- Enclosure for Patios
- Servery

View the ScreenGuard Installation Video here
www.youtube.com/watch?v=d0jfeNGhsd0



Registration No. 114



SCREENGUARD SECTIONS

CODE	DESCRIPTION	LGTH.	FINISH	GROUP ID	LOC.	
AU01001	ScreenGuard Door Frame Key 2655, 2659	6.0m	M/F Cat.1 WRC	2801	N V W	
		6.3m	M/F Cat.1 WRC	2801	Q	
AU01002	ScreenGuard Window Frame 11mm Key 2656	6.0m	M/F Cat.1 WRC	2801	N V Q W	
AU01003	ScreenGuard Window Frame 8mm Key 2657	6.0m	M/F Cat.1 WRC	2801	N Q	
AU01004	Midrail	6.0m	M/F Cat.1 WRC	2801	N V Q W	
AU01006	Window Frame with Leg Key 2656	6.0m	M/F Cat.1	2801	N V Q W	
AU01008	Window Frame 8mm Inline	6.0m	M/F Cat.1	2801	W	
AU01011	ScreenGuard Door Frame with Grille	6.0m	M/F	2801	W	

*M/F: Mill Finish

*Cat1: Category 1 colours including powdercoated & anodised finishes stocked at your local branch as indicated on page 20.

*WRC: Western Red Cedar

Key hardware.



Please check with your local branch for stock availability.



ACCESS®
Awning Casement Cleaning Escape Servery Security



ACCESS® FIRE ESCAPE SYSTEM

ACCESS Fire Escape Systems are integrated into the ScreenGuard system for a quick and easy escape in the event of a house fire or any other emergency. A simple and quick latching system enables you to only open the window from the inside.

It also features:

- A unique built-in locking action
- Stays open while you escape
- No need for extra locks

BUSHFIRE TESTING

ScreenGuard Screens have undergone stringent bushfire testing to ensure quality performance in the event of a bushfire.

- BAL 40 Rating
- 40.2kW / m² Heat Flux Tested
- 44% Fire Attenuation*
- Floating Ember Safe
- Universal Installation Into Any System


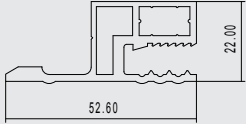

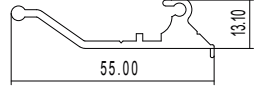

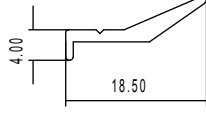

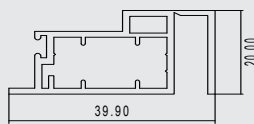
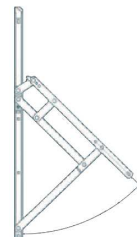


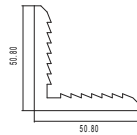
ScreenGuard bushfire rated screens use specially developed fire retardant L seats and co-extruded wedges. The stainless steel mesh used in ScreenGuard™ screens complies with bushfire ember resistance regulations. When ordering screens for a bushfire prone area, please advise your ScreenGuard fabricator to order these bushfire tested products.

All bushfire testing was carried out by a NATA registered independent testing laboratory to strict Australian Standards using a pilot fire resistance furnace meeting requirements of AS 1530.4-2005.

** Please refer to technical manual and test report.*



SCREENGUARD ACCESS[®] SECTIONS

CODE	DESCRIPTION	LGTH.	GROUP ID	LOC.	
AU03001	ACCESS Window Frame  2656	6.0m	2801	N Q W	
AU03002	ACCESS Latch support - Black  1853	6.0m	2801	N Q W	
AU03003	ACCESS Latch - Black	6.0m	2801	N Q W	
AU03004	ACCESS Catch-Black	6.0m	2801	N Q W	
AU03005	ACCESS Outer Frame  2653	6.0m	2801	N Q W	
1210	Stainless Steel 254mm Awning Stay (Max=450mm/14kg/84°) Stack Height=13mm	N/A	16141	N Q V W	
1853	Panic Break-out Handle Spring Bag of 20	N/A	2156	N Q W	
2510-FIRE-R100	L-Seat Only 100m/Roll	100m	6174	N Q V W	
2510-FIRE-W100	Wedge Only 33 x 3m Pack	3.0m	6174	N Q V W	
2653	Corner Stake Fits with AU03005	N/A	2801	N Q W	

*Cat1: Category 1 colours including powdercoated & anodised finishes stocked at your local branch as indicated on page 20.

*WRC: Western Red Cedar

  Key hardware.



Please check with your local branch for stock availability.



SCREENGUARD TOOLING & COMPONENTS

	CODE	DESCRIPTION	U.O.M.	BOX QTY.	GROUP ID	LOC.
	2510-FIRE-R100	L-Seat Only 100m/Roll	100m	N/A	6174	N Q V W
	2510-FIRE-W100	Wedge Only 33 x 3m Pack	3.0m	N/A	6174	N Q V W
	1962	PowaWash Concentrate	Box	15	6173	N, Q V, W
	2659	Nylon Corner (Grey) Suits AU01001 (Tested to AS5039)	Box	40	6173	Q
	2655	Corner Stake Suits AU01001 (Tested to AS5039)	Each	40	6173	N, Q V, W
	2656	Corner Stake 11mm Suits AU01002 (Tested to AS5039)	Each	40	6173	N, Q V, W
	2657	Corner Stake 9mm Suits AU01003 (Tested to AS5039)	Each	40	6173	N, Q V, W
	2512	Portable Hammer Drill Tool	Each	1	6173	N Q
	2513	Bit Shaft with Moulded Block Suits 2512 Drill	Each	1	6173	N Q
	2514	Moulded Replacement Block Suits 2513 Bit Shaft	Each	1	6173	N Q
	2515	Manual Wedge Assembly Tool	Each	1	6173	N, Q V, W
	2516	Moulded Replacement Block Suits 2515 Hand Tool	Each	1	6173	N, Q V, W
	2920	ScreenGuard Hand Held Tool (Air Operated)	Each	1	6167	N, Q V, W
	2921	ScreenGuard Wedge Insertion Block	Each	1	6173	N Q
	4S-FH1022SD-GAL	Flat Head Screw (Self Tapper, Galvanised, 10g gauge, 22mm length)	Box	1000 p/box	N/A	N Q



Please check with your local branch for stock availability.



SCREENGUARD RESIDENTIAL TOOLING

CODE	DESCRIPTION	U.O.M.	BOX QTY.	GROUP ID	LOC.	
2910	Security Door Punch (Manual, with stand)	Each	1	6167		
2912	Security Window Centre Punch (Air Operated)	Each	1	6167		
2915	Security Door Site Tool	Each	1	6167		
2916-A	Air Operated Stake Punch Suits 2652 or 2659 Corner	Each	1	6167		
2914	Window Corner Crimper (Air Operated)	Each	1	6167		
2917	Drill Jig Suits Security Door Corner	Each	1	6167		
2919	Drill Jig to Suit Roller	Each	1	6167		


MISCELLANEOUS


CODE	DESCRIPTION	LGTH.	FINISH	GROUP ID	LOC.	
1950	Touch-up Paint (Various colours)	150g	12	16181	N Q V W	
2901	Bench Mat (1.2m width, 15m roll, EOM - p/mtr)	15m	1	6170	N Q V W	

Please check with your local branch for stock availability.



SCREENGUARD STAINLESS STEEL MESH - GRADE 316

	CODE	SIZE (MM)	FINISH	GROUP ID	LOCATION
 <p>Hole Aperture = 1.64mm x 1.64mm</p> <p>Strand Size = 0.8mm</p> <p>Airflow Open Area = 42%</p>	MAJOR SIZES				
	AU01 - 7520	750 x 2000	Black	2802	N Q V W
	AU01 - 7524	750 x 2400	Black	2802	N Q V W
	AU01 - 7530	750 x 3000	Black	2802	W N Q
	AU01 - 9020	900 x 2000	Black	2802	N Q V W
	AU01 - 9024	900 x 2400	Black	2802	N Q V W
	AU01 - 9030	900 x 3000	Black	2802	W N Q
	AU01 - 1220	1200 x 2000	Black	2802	N Q V W
	AU01 - 1224	1200 x 2400	Black	2802	N Q V W
	AU01 - 1230	1200 x 3000	Black	2802	W N Q
	AU01 - 1520	1500 x 2000	Black	2802	N Q V W
	AU01 - 1524	1500 x 2400	Black	2802	N Q V W

 <p>Hole Aperture = 1.64mm x 1.64mm</p> <p>Strand Size = 0.8mm</p> <p>Airflow Open Area = 42%</p>	OFF-CUT SIZES				
	AU01 - 7510	750 x 1000	Std	2802	W
	AU01 - 7512	750 x 1200	Std	2802	Q W
	AU01 - 7515	750 x 1500	Std	2802	Q V W
	AU01 - 9010	900 x 1000	Std	2802	W
	AU01 - 9012	900 x 1200	Std	2802	Q W
	AU01 - 9015	900 x 1500	Std	2802	Q V W
	AU01 - 1210	1200 x 1000	Std	2802	W
	AU01 - 1212	1200 x 1200	Std	2802	Q
	AU01 - 1215	1200 x 1500	Std	2802	Q W
	AU01 - 1515	1500 x 1500	Std	2802	Q W
	AU01 - 1530	1500 x 3000	Std	2802	Q



Please check with your local branch for stock availability.

CARE AND MAINTENANCE

Your ScreenGuard security screen system will require regular maintenance to remove contaminants caused by pollution, industry, salt and climatic conditions.

It is recommended to use a soft bristled brush or non-abrasive cloth with warm water and a neutral detergent, then rinse with water. Abrasive cleaners and harsh detergents are not recommended as these can scratch or damage the surface area.

The following table indicates the suggested frequency of maintenance:

ENVIRONMENT	DEFINITION	FREQUENCY
Mild	15km from coastal / rural / suburban areas	Every 6 months
Moderate	10km from coastal / high traffic areas	Every 3 months
Severe / Coastal	5km from coastal / marine / heavy industrial areas	Every 2 weeks

SCREENGUARD POWAWASH

Regular maintenance with Screenguard PowaWash is required to comply with your Screenguard 10 year warranty.

Mix 3 caps (25ml) per Litre of water. It is recommended to use a soft bristled brush or non-abrasive cloth, then rinse with water.

ScreenGuard Powawash is:

- non-toxic
- biodegradable
- user-friendly
- environmentally friendlier



200ml per bottle



